

Results and Data

2014 Main Residency Match[®]

Requests for permission to use these data as well as questions about the content of this publication or the National Resident Matching Program data may be directed to Mei Liang, Director of Research, NRMP, at datarequest@nrmp.org.

Questions about the NRMP should be directed to Mona M. Signer, Executive Director, NRMP, at support@nrmp.org.

Suggested Citation

National Resident Matching Program, Results and Data: 2014 Main Residency Match®. National Resident Matching Program, Washington, DC. 2014.

Copyright © 2014 National Resident Matching Program

NATIONAL RESIDENT MATCHING PROGRAM

2121 K Street, NW
Suite 1000
Washington, DC 20037

The NRMP is governed by a 19-member Board of Directors, including:

- President, President-Designate, and Secretary/Treasurer
- Two graduate medical education program directors
- Three medical students
- Three resident physicians, one of whom is an international medical graduate
- One public member

Officers

- **President:** Hal B. Jenson, M.D., M.B.A., Founding Dean, Western Michigan University School of Medicine
- **President-Designate:** Maria C. Savoia, M.D., Dean for Medical Education, University of California San Diego
- **Secretary/Treasurer:** Glenn A. Fosdick, F.A.C.H.E.
- **Executive Director:** Mona M. Signer, M.P.H., National Resident Matching Program

Board Members, 2013-2014

- C. Bruce Alexander, M.D., F.A.S.C.P., Professor and Vice Chair, Department of Pathology, University of Alabama at Birmingham
- Rita K. Cydulka, M.D., M.S., F.A.C.E.P., Professor and Vice Chair, Department of Emergency Medicine MetroHealth Medical Center, Associate Professor, Department of Biostatistics and Epidemiology Case Western University School of Medicine
- Jane L. Eisen, M.D., Training Director, Brown General Psychiatry Residency, Vice Chair for Academic Affairs, Brown Department of Psychiatry and Human Behavior
- Susan Guralnick, M.D., Director of Graduate Medical Education, Winthrop University Hospital
- Marc J. Kahn, M.D., M.B.A., F.A.C.P., Senior Associate Dean for Admissions & Student Affairs, Tulane University School of Medicine
- Mahendr Kochar, M.D., M.S., M.B.A., J.D., Associate Dean of Graduate Medical Education, University of California at Riverside
- Daniel S. Morrissey, O.P., Public Member
- Steven J. Scheinman, M.D., President and Dean, The Commonwealth Medical College
- Kenneth B. Simons, M.D., Associate Dean for Graduate Medical Education and Accreditation, Medical College of Wisconsin
- Thomas V. Whalen, M.D., M.M.M., C.P.E., F.A.C.S., F.A.A.P., Chief Medical Officer, Lehigh Valley Hospital
- Sameer Ather, M.D., Cardiovascular Disease Fellow, University of Alabama at Birmingham
- Jeremy S. Boyd, M.D., Emergency Medicine Fellow, Vanderbilt University
- Pavan K. Cheruvu, M.D., Cardiovascular Disease Fellow, University of California at San Francisco
- John DePaolo, M.D./Ph.D., candidate Louisiana State University School of Medicine
- Michael H. Duyzend, M.D./Ph.D., candidate University of Washington School of Medicine
- William S. Johnson, M.D., candidate University of Minnesota Medical School

Table of Contents

NRMP Board of Directors i

About the NRMP v

Figure 1. Applicants and 1st Year Positions in The Match, 1952-2014 v

Glossary vi

Introduction..... 1

Table 1. Match Summary, 2014..... 4

Table 2. Matches by Specialty and Applicant Type, 2014 8

Table 3. Positions Offered in the Matching Program, 2010-2014..... 12

Figure 2. Number of Active Applicants and Percent Matched to PGY-1 Positions, 2010-2014 14

Table 4. Applicants in the Matching Program, 2010-2014..... 15

Figure 3. Positions per All Active and Active U.S. Senior Applicant, 1976-2014..... 16

Table 5. Number of PGY-1 Positions per Active Applicant, 1976-2014 17

Figure 4. PGY-1 Match Rates by Applicant Type, 1982-2014..... 18

Table 6. PGY-1 Match Rates, 1982-2014..... 19

Table 7. Positions Offered and Number Filled by U.S. Seniors and All Applicants, 2010-2014..... 22

Figure 5. Number of Positions Offered and Filled for Selected Specialties, 2014 25

Table 8. Positions Offered and Percent Filled by U.S. Seniors and All Applicants, 2010-2014..... 26

Table 9. All Applicants Matched to PGY-1 Positions by Specialty, 2010-2014..... 29

Table 10. U.S. Seniors Matched to PGY-1 Positions by Specialty, 2010-2014 30

Table 11. Osteopathic Graduates Matched to PGY-1 Positions by Specialty, 2010-2014 31

Table 12. Foreign-Trained Physicians Matched to PGY-1 Positions by Specialty, 2010-2014 32

Table 13. Applicant Choices by Specialty, 2014..... 35

Table 14. Match Results for U.S. Seniors and Independent Applicants Who
 Ranked Each Specialty as Their Only Choice, 2014 36

Figure 6. Percentages of Unmatched U.S. Seniors and Independent Applicants Who
 Ranked Each Specialty as Their Only Choice, 2014..... 37

Table 15. Matches from U.S. Seniors' and Independent Applicants' Rank Order Lists, 1997-2014 38

Figure 7. Percent of Matches by Choice and Type of Applicant, 2014 39

Table 16. Number of Couples in the Match and Match Outcome, 1987-2014..... 41

Figure 8. Number of Couples in the Match and Match Outcome, 1987-2014..... 41

Table 17. Average Number of Ranked Applicants Needed to Fill Each Position by Specialty, 2010-2014 43

Table 18. Participating Programs and Positions Filled in SOAP, 2013-2014..... 46

Table 19. SOAP Applicants Accepting Positions by Type, 2013-2014..... 47

Figure 9. Offers Extended in SOAP, 2013-2014 47

NRMP Program Results 2014 Main Residency Match..... 49

About the NRMP

The National Resident Matching Program (NRMP) is a private, not-for-profit corporation established in 1952 to optimize the rank-ordered choices of applicants and program directors. The NRMP is not an application processing service; rather, it provides an impartial venue for matching applicants' and programs' preferences for each other consistently.

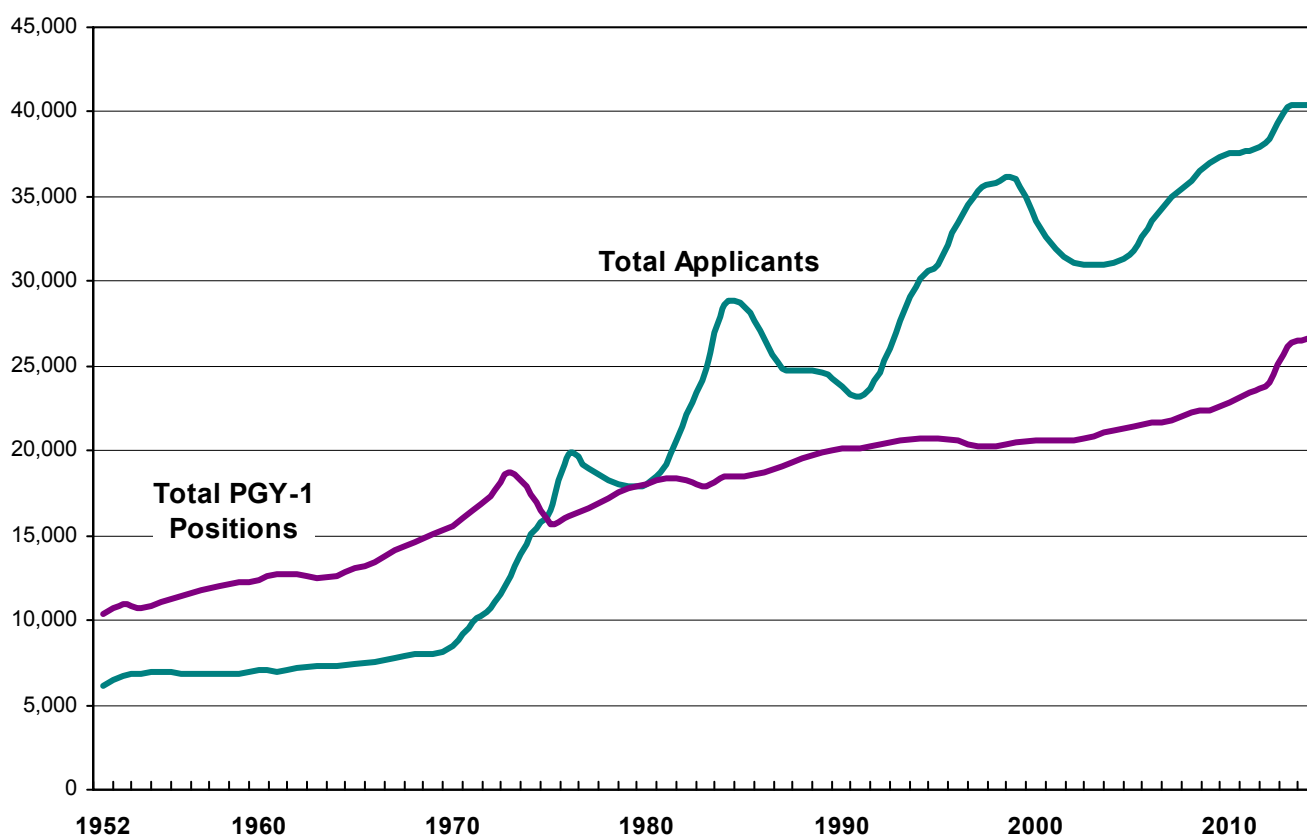
The first Main Residency Match® ("the Match") was conducted in 1952 when 10,400 internship positions were available for 6,000 U.S. graduating seniors. By 1973, there were 19,000 positions for just over 10,000 U.S. graduating seniors. Following the demise of internships in 1975, the number of first-year post-graduate (PGY-1) positions dropped to 15,700. The number of PGY-1 positions offered gradually increased through 1994 and then began to decline slowly until 1998. This year saw a record-high 26,678 PGY-1 positions offered (Figure 1),

marking the twelfth consecutive annual increase in such positions.

The trend in the total number of applicants since 1952 is more dramatic, starting with 6,000 in 1952 and rising to a high of 36,056 in 1999. After a decline of 5,052 applicants from 1999 to 2003, the number of applicants has increased each year since the 2004 Match. Applicants registered for the 2014 Match reached an all time high of 40,394, an increase of 59 applicants over 2013.

For more information about the NRMP, please visit: www.nrmp.org. Additional data and reports for the Main Residency Match and the Specialties Matching Service® (SMS®) can be found at: www.nrmp.org/match-data. Instructions on how to request NRMP data also are provided.

Figure 1 Applicants and 1st Year Positions in The Match, 1952 - 2014



ACGME	Accreditation Council for Graduate Medical Education
Active Applicant	An active applicant is one who submits a certified rank order list of programs.
Applicant Type	<p>The NRMP classifies applicants for the Main Residency Match® into seven applicant types:</p> <ul style="list-style-type: none">• <i>Seniors of U.S. Allopathic Medical Schools (U.S. Senior)</i>: A fourth-year medical student in an LCME- accredited U.S. allopathic school of medicine. A student with a graduation date after July 1 in the year before The Match is considered a U.S. senior. U.S. seniors are sponsored by their medical schools.• <i>Previous Graduates of U.S. Allopathic Medical Schools (U.S. Grad)</i>: A graduate with a graduation date before July 1 in the year before The Match is considered a previous U.S. graduate and is not sponsored by the medical school.• <i>Students/Graduates of Canadian Medical Schools (Canadian)</i>• <i>Students/Graduates of Osteopathic Medical Schools (Osteo)</i>• <i>Students/Graduates of Fifth Pathway Programs (5th Pathway)</i>• <i>U.S. Citizen Students/Graduates of International Medical Schools (U.S. IMG)</i>• <i>Non-U.S. Citizen Students/Graduates of International Medical Schools (Non-U.S. IMG)</i> <p>In some tables and figures in this report, applicant types are combined into a smaller number of groups.</p> <ul style="list-style-type: none">• <i>Foreign-Trained Physicians</i>: U.S. citizen and non-U.S. citizen students and graduates of international medical schools.• <i>Independent Applicants (IA)</i>: All applicant categories excluding U.S. allopathic seniors.• <i>Others</i>: Includes previous U.S. graduates and Canadian, Osteopathic, and Fifth Pathway applicants.
Couple	Any two applicants can register as a couple in The Match. The NRMP allows couples to form pairs of choices on their primary rank order lists, which are considered in rank order in The Match. The couple will match to the most preferred pair of programs on the rank order lists where each partner has been offered a position.
NRMP	National Resident Matching Program
PGY-1	Post graduate year one
PGY-2	Post graduate year two

Introduction

This report summarizes data from the National Resident Matching Program (NRMP) 2014 Main Residency Match®, the largest in NRMP history when measured by the number of positions offered (29,671) and filled (28,490). The 26,678 PGY-1 positions constituted an all-time high and an increase of 540 over 2013; more than half that increase was attributable to growth in Family Medicine and Internal Medicine. Although the number of registrants (40,394) also was an all-time high, 85 fewer applicants submitted rank order lists of programs when compared to 2013.

A successful Match is measured not just by volume, but also by how well it matches the preferences of applicants and program directors. Based on that criterion, the overall position fill rate of 96.0 percent makes the 2014 Match one of the most successful on record. A by-product of a high fill rate is fewer positions available in the Match Week Supplemental Offer and Acceptance Program® (SOAP®). In 2014, only 1,181 positions were unfilled, and nearly half (564) were PGY-1 only positions in Preliminary Surgery, Preliminary Medicine, and Transitional Year programs. Of the available unfilled positions, 1,067 were placed in SOAP and all but 69 were filled.

This year, 34,270 applicants vied for the 26,678 first-year and 2,993 second-year (including physician-only positions) residency positions. U.S. allopathic medical school senior students comprised 17,374 of the active applicants in the Match, 113 fewer than in 2013. The PGY-1 match rate for U.S. seniors was 94.4 percent, up from 93.7 percent in 2013 but lower than the 2012 all-time high of 95.1 percent. Historically, the match rate for U.S. seniors is 92-94 percent.

Match rates also rose for all other applicant groups except the small numbers of Canadian medical school (14) and Fifth Pathway program (15) students and graduates. Other applicants were previous graduates of U.S. allopathic medical schools, students and graduates of osteopathic medical schools, and U.S. citizen and non-U.S. citizen students and graduates of international medical schools. The slight decline in the number of active applicants between 2013 and 2014 was due mainly to fewer U.S. allopathic medical school seniors (-113) and non-U.S. citizen international medical school students and graduates (-234).

Other trends of interest include:

- Of the U.S. seniors who matched, 80.8 percent matched to one of their top three choices.
- The number of active previous graduates of U.S. allopathic medical schools continued to grow in 2014. Of the 1,662 who submitted rank order lists of programs, 798 matched to PGY-1 positions, making their match rate of 48.0 percent the highest since 2000.
- The number of active osteopathic students/graduates rose again this year to 2,738, the most in NRMP history. Their PGY-1 match rate, 77.7 percent, was the highest in thirty years.

- The number of active U.S. citizen IMGs continued to grow, and at 5,133 was an almost 40 percent increase since 2010. The match rate for this group was 53.0 percent, the highest since 2005.
- The number of active applicants who were non-U.S. citizen students/graduates of international medical schools declined from 7,568 in 2013 to 7,334 this year; however, their PGY-1 match rate rose for the second consecutive year and at 49.5 percent was the second highest in the past 10 years.

Couples have been able to participate in the Match since 1984. The two partners identify themselves as a couple to the NRMP and submit rank order lists of identical length. The matching algorithm treats the two lists as a unit, matching the couple to the highest linked program choices where both partners obtain positions. A total of 925 couples participated in the 2014 Match. Couples continued to enjoy great success, with a match rate of 94.2 percent.

Match results can be an indicator of career interests among graduating medical school students. Highlights in 2014 include:

- 6,383 U.S. seniors matched to categorical positions in Family Medicine, Internal Medicine, and Pediatrics, 38.9 percent of all matched U.S. seniors.
- The ratio of PGY-1 positions per active U.S. senior was 1.54, the highest since 1976.
- The proportion of Diagnostic Radiology positions (categorical and advanced) filled by U.S. seniors was among the lowest in the past 15 years.
- More than half of matched osteopathic students/graduates were in Internal Medicine, Family Medicine, and Pediatrics.

Important Changes in the 2014 Report:

Physician (R) positions are PGY-2 positions starting in the year of the Match that are reserved for applicants who have had prior graduate medical education. Physician positions are not available to senior medical students. In previous Results and Data Books, the numbers of R positions were small and they were included in the categorical position counts. In this report, R positions are listed separately for the five-year period between 2010 and 2014.

We hope you find the data contained in the following pages useful as you reflect on the 2014 Match and prepare for future Matches.

Mona M. Signer, Executive Director
National Resident Matching Program
2121 K Street NW, Suite 1000
Washington, DC 20037
support@nrmp.org

Table 1

Table 1 summarizes the 2014 Main Residency Match and shows the numbers of participating programs, positions offered, and programs unfilled. It also provides ranking and matching data for U.S. seniors and all applicants.

Using Anesthesiology PGY-1 as an example:

- The first three columns (“No. of Programs,” “Positions Offered,” and “Unfilled Programs”) show that 117 programs offered 1,049 Anesthesiology PGY-1 positions and that 10 of those programs were unfilled.
- The numbers of applicants for U.S. seniors and total applicants are provided in the next two columns under “No. of Applicants.” In 2014, 1,162 U.S. seniors ranked at least one Anesthesiology program, and a total of 1,836 applicants ranked Anesthesiology. Note that these figures do not mean that Anesthesiology as the preferred choice of these applicants.
- The next two columns (under “No. of Matches”) show that 754 of the 1,049 positions offered for Anesthesiology PGY-1 were filled by U.S. seniors and 1,024 were filled by all applicants.
- The percent fill rates (calculated as positions filled divided by positions offered) can be found in the two columns under “% Filled.” Of the 1,049 PGY-1 positions offered in Anesthesiology, 71.9 percent were filled by U.S. seniors, and overall 97.6 percent were filled.
- The “Ranked Positions” columns show that collectively U.S. seniors ranked those Anesthesiology programs 10,213 times and the total number of ranks for all applicants was 13,231.

The total number of positions offered in the 2014 Match was 29,671, an all-time high and 500 more than in 2013.

Table 1

Match Summary, 2014

Specialty	No. of Programs	Positions Offered	Unfilled Programs	No. of Applicants*		No. of Matches		% Filled		Ranked Positions	
				U.S.	Total	U.S.	Total	U.S.	Total	U.S.	Total
				Seniors	Total	Seniors	Total	Seniors	Total	Seniors	Total
PGY- 1 Positions											
Anesthesiology	117	1,049	10	1,162	1,836	754	1,024	71.9	97.6	10,213	13,231
Child Neurology	61	92	11	88	177	66	80	71.7	87.0	724	967
Dermatology	9	20	0	168	179	20	20	100.0	100.0	234	247
Emergency Medicine	170	1,786	6	1,566	2,322	1,388	1,772	77.7	99.2	17,565	21,236
Emergency Med-Family Med	2	4	0	19	32	4	4	100.0	100.0	23	40
Family Medicine	480	3,109	64	1,664	5,999	1,398	2,977	45.0	95.8	15,615	34,727
Family Med-Preventive Med	2	5	0	16	45	3	5	60.0	100.0	18	50
Internal Medicine (Categorical)	408	6,524	21	3,762	11,236	3,167	6,465	48.5	99.1	37,674	73,525
Medicine-Anesthesiology	4	7	2	31	37	5	5	71.4	71.4	38	44
Medicine-Dermatology	6	6	0	32	35	6	6	100.0	100.0	65	68
Medicine-Emergency Med	12	28	0	60	91	24	28	85.7	100.0	259	315
Medicine-Family Medicine	2	4	0	16	37	3	4	75.0	100.0	18	43
Medicine-Medical Genetics	4	3	3	5	6	0	0	0.0	0.0	7	8
Medicine-Neurology	2	1	0	2	3	1	1	100.0	100.0	3	4
Medicine-Pediatrics	79	374	7	334	582	284	362	75.9	96.8	3,105	3,965
Medicine-Preliminary (PGY-1 Only)	323	1,905	37	3,400	5,329	1,477	1,825	77.5	95.8	46,970	56,750
Medicine-Preventive Med	4	7	0	37	104	2	7	28.6	100.0	45	135
Medicine-Primary	55	335	1	781	2,012	202	333	60.3	99.4	2,208	3,754
Medicine-Psychiatry	9	18	1	23	63	10	16	55.6	88.9	69	142
Neurodevelopmental Disabilities	2	0	0	3	5	0	0	0.0	0.0	4	7
Neurological Surgery	102	206	0	243	335	189	206	91.7	100.0	3,294	3,746
Neurology	80	380	5	403	952	192	373	50.5	98.2	2,254	4,006
Obstetrics-Gynecology	233	1,242	5	1,073	1,798	950	1,234	76.5	99.4	12,031	15,815
OB/GYN-Preliminary (PGY-1 Only)	18	22	7	51	145	4	13	18.2	59.1	70	197
Orthopedic Surgery	162	695	2	853	1,032	649	693	93.4	99.7	9,014	9,685
Otolaryngology	106	295	0	376	443	279	295	94.6	100.0	3,775	4,043
Pathology	153	597	31	274	863	256	546	42.9	91.5	2,567	5,520
Pediatrics (Categorical)	194	2,640	4	2,065	3,993	1,818	2,627	68.9	99.5	21,009	30,068
Pediatrics-Anesthesiology	7	8	1	16	16	7	7	87.5	87.5	55	55
Pediatrics-Emergency Med	4	9	0	21	34	4	9	44.4	100.0	35	58
Pediatrics-Medical Genetics	12	10	3	7	20	5	7	50.0	70.0	23	48
Pediatrics-P M & R	3	3	0	6	9	2	3	66.7	100.0	12	16
Pediatrics-Preliminary	38	40	7	100	174	24	30	60.0	75.0	508	685
Pediatrics-Primary	12	75	0	399	865	34	75	45.3	100.0	544	1,116
Peds/Psych/Child Psych	9	19	1	32	49	16	18	84.2	94.7	115	143
Physical Medicine & Rehab	28	96	0	223	444	54	96	56.3	100.0	880	1,434
Plastic Surgery (Integrated)	60	130	0	181	215	120	130	92.3	100.0	1,719	1,810
Psychiatry (Categorical)	203	1,322	14	751	2,363	685	1,291	51.8	97.7	7,001	13,496
Psychiatry-Family Medicine	6	10	0	28	43	8	10	80.0	100.0	72	101
Psychiatry-Neurology	3	4	0	15	18	4	4	100.0	100.0	19	23
Radiation Oncology	9	18	0	126	132	18	18	100.0	100.0	228	236
Radiology-Diagnostic	36	137	8	548	780	81	121	59.1	88.3	1,391	1,857
Surgery (Categorical)	251	1,205	4	1,274	2,382	922	1,198	76.5	99.4	13,307	17,204
Surgery-Preliminary (PGY-1 Only)	290	1,286	139	1,031	2,034	490	837	38.1	65.1	2,621	5,930
Thoracic Surgery	26	33	0	61	119	29	33	87.9	100.0	504	654
Transitional (PGY-1 Only)	103	868	9	2,336	3,087	709	833	81.7	96.0	17,798	20,206
Vascular Surgery	44	51	4	48	90	36	46	70.6	90.2	526	655
Total PGY- 1	3,943	26,678	407	25,710	52,565	16,399	25,687	61.5	96.3	236,229	348,065

Table 1

Match Summary, 2014 (Continued)

Specialty	No. of Programs	Positions Offered	Unfilled Programs	No. of Applicants*		No. of Matches		% Filled		Ranked Positions	
				U.S. Seniors	Total	U.S. Seniors	Total	U.S. Seniors	Total	U.S. Seniors	Total
PGY- 2 Positions											
Anesthesiology	80	515	14	1,001	1,580	327	482	63.5	93.6	6,099	8,304
Child Neurology	21	28	7	54	111	11	20	39.3	71.4	109	208
Dermatology	113	380	5	468	601	334	374	87.9	98.4	3,461	3,917
Neurodevelopmental Disabilities	3	5	0	5	9	3	5	60.0	100.0	11	16
Neurology	71	320	8	389	803	195	308	60.9	96.3	2,315	3,461
Nuclear Medicine	4	4	2	0	2	0	2	0.0	50.0	0	3
Physical Medicine & Rehab	62	287	0	243	617	154	287	53.7	100.0	2,068	3,874
Plastic Surgery	3	6	0	57	61	6	6	100.0	100.0	73	78
Preventive Medicine	1	2	1	0	2	0	0	0.0	0.0	0	2
Psychiatry	2	2	1	3	6	0	1	0.0	50.0	3	6
Psychiatry-Neurology	1	0	0	9	9	0	0	0.0	0.0	9	9
Radiation Oncology	78	161	4	195	224	151	157	93.8	97.5	1,795	1,909
Radiology-Diagnostic	161	1,008	34	803	1,288	695	950	68.9	94.2	9,615	12,116
Radiology-Nuclear Med	1	1	1	4	6	0	0	0.0	0.0	4	6
Total PGY- 2	601	2,719	77	3,231	5,319	1,876	2,592	69.0	95.3	25,562	33,909
Physician (R) Positions**											
Anesthesiology	49	98	10	0	213	0	86	0.0	87.8	0	600
Child Neurology	28	35	15	0	25	0	19	0.0	54.3	0	83
Dermatology	11	14	3	0	27	0	11	0.0	78.6	0	40
Neurodevelopmental Disabilities	1	1	0	0	1	0	1	0.0	100.0	0	1
Neurology	18	23	6	1	49	0	16	0.0	69.6	1	81
Physical Medicine & Rehab	7	8	0	0	41	0	8	0.0	100.0	0	50
Preventive Medicine	1	1	1	0	4	0	0	0.0	0.0	0	4
Psychiatry	40	50	9	2	141	0	41	0.0	82.0	2	272
Radiation Oncology	7	7	4	0	7	0	3	0.0	42.9	0	9
Radiology-Diagnostic	27	31	7	0	120	0	24	0.0	77.4	0	246
Surgery	1	5	1	0	3	0	1	0.0	20.0	0	3
Thoracic Surgery	1	1	0	0	10	0	1	0.0	100.0	0	10
Total Physician (R)	191	274	56	3	641	0	211	0.0	77.0	3	1,399
GRAND TOTAL	4,735	29,671	540	28,944	58,525	18,275	28,490	61.6	96.0	261,794	383,373

* Applicants can rank multiple specialties. In 2014, 2,088 applicants matched to both PGY-1 and PGY-2 positions. 1,740 U.S. senior applicants matched to both PGY-1 and PGY-2 positions.

** Physician (R) positions are PGY-2 positions starting in the year of the Match that are reserved for applicants who have had prior graduate medical education. Physician positions are not available to senior medical students. In previous Results and Data Reports, the numbers of R positions were small and they were included in the categorical position counts. In this report, R positions are listed separately for the entire five-year period.

Table 2

Table 2 shows the numbers of matches in each specialty by applicant type. There was considerable variation in the number and proportion of each applicant group matching to each specialty. The data are described in more detail in Tables 10-12.

For example, the largest numbers of U.S. allopathic medical school seniors (“U.S. Senior”) matched to:

- Internal Medicine (categorical) (3,167)
- Pediatrics (categorical) (1,818)
- Medicine-Preliminary (PGY-1 Only) (1,477)
- Family Medicine (1,398)
- Emergency Medicine (1,388)
- Anesthesiology (categorical and advanced) (1,081)
- Obstetrics-Gynecology (categorical) (950)
- Surgery (categorical) (922)
- Diagnostic Radiology (categorical and advanced) (776)
- Transitional (PGY-1 Only) (709)

For prior graduates of U.S. allopathic medical schools (“U.S. Grad”), the largest numbers were matched to:

- Anesthesiology (categorical, advanced, and physician positions) (133)
- Internal Medicine (categorical) (138)
- Family Medicine (124)
- Psychiatry (categorical, advanced, and physician positions) (88)
- Surgery (categorical) (86)
- Diagnostic Radiology (categorical, advanced, and physician positions) (72)

For students and graduates of osteopathic medical schools (“Osteo”), the largest numbers were matched to:

- Internal Medicine (categorical) (444)
- Family Medicine (394)
- Pediatrics (categorical) (290)
- Anesthesiology (categorical, advanced, and physician positions) (185)
- Emergency Medicine (177)
- Psychiatry (categorical and physician positions) (160)
- Obstetrics-Gynecology (131)
- Physical Medicine & Rehab (categorical, advanced, and physician positions) (114)

For U.S. citizen students and graduates of international medical schools (“U.S. IMG”), the largest numbers were matched to:

- Internal Medicine (categorical) (899)
- Family Medicine (723)
- Psychiatry (PGY-1 and physician positions) (207)
- Pediatrics (categorical) (195)
- Anesthesiology (categorical, advanced, and physician positions) (105)
- Surgery-Preliminary (PGY-1 Only) (99)
- Medicine-Preliminary (PGY-1 Only) (98)

For non-U.S. citizen students and graduates of international medical schools (“Non-U.S. IMG”), the largest numbers were matched to:

- Internal Medicine (categorical) (1,816)
- Family Medicine (336)
- Pediatrics (categorical) (280)
- Psychiatry (categorical and physician positions) (191)
- Surgery-Preliminary (PGY-1 Only) (183)
- Neurology (categorical, advanced, and physician positions) (176)
- Pathology (152)
- Medicine-Preliminary (PGY-1 Only) (134)

Table 2 Matches by Specialty and Applicant Type, 2014

Specialty	Number of Positions	Number Filled	U.S. Senior	U.S. Grad	Osteo	Canadian	5th Pathway	U.S. IMG	Non-U.S. IMG	Number Unfilled
PGY- 1 Positions										
Anesthesiology	1,049	1,024	754	30	123	0	0	64	53	25
Child Neurology	92	80	66	0	5	0	0	2	7	12
Dermatology	20	20	20	0	0	0	0	0	0	0
Emergency Medicine	1,786	1,772	1,388	90	177	0	0	87	30	14
Emergency Med-Family Med	4	4	4	0	0	0	0	0	0	0
Family Medicine	3,109	2,977	1,398	124	394	0	2	723	336	132
Family Med-Preventive Med	5	5	3	0	1	0	0	0	1	0
Internal Medicine (Categorical)	6,524	6,465	3,167	138	444	1	0	899	1,816	59
Medicine-Anesthesiology	7	5	5	0	0	0	0	0	0	2
Medicine-Dermatology	6	6	6	0	0	0	0	0	0	0
Medicine-Emergency Med	28	28	24	0	1	0	0	1	2	0
Medicine-Family Medicine	4	4	3	0	0	0	0	1	0	0
Medicine-Medical Genetics	3	0	0	0	0	0	0	0	0	3
Medicine-Neurology	1	1	1	0	0	0	0	0	0	0
Medicine-Pediatrics	374	362	284	3	34	0	0	26	15	12
Medicine-Preliminary (PGY-1 Only)	1,905	1,825	1,477	22	94	0	0	98	134	80
Medicine-Preventive Med	7	7	2	1	0	0	0	0	4	0
Medicine-Primary	335	333	202	5	18	1	0	47	60	2
Medicine-Psychiatry	18	16	10	0	2	0	0	3	1	2
Neurodevelopmental Disabilities	0	0	0	0	0	0	0	0	0	0
Neurological Surgery	206	206	189	7	3	0	0	1	6	0
Neurology	380	373	192	3	38	0	0	31	109	7
Obstetrics-Gynecology	1,242	1,234	950	29	131	0	0	64	60	8
OB/GYN-Preliminary (PGY-1 Only)	22	13	4	3	0	0	0	1	5	9
Orthopedic Surgery	695	693	649	31	1	0	0	5	7	2
Otolaryngology	295	295	279	9	0	0	0	0	7	0
Pathology	597	546	256	45	51	1	0	41	152	51
Pediatrics (Categorical)	2,640	2,627	1,818	43	290	1	0	195	280	13
Pediatrics-Anesthesiology	8	7	7	0	0	0	0	0	0	1
Pediatrics-Emergency Med	9	9	4	0	1	0	0	4	0	0
Pediatrics-Medical Genetics	10	7	5	0	0	0	0	0	2	3
Pediatrics-P M & R	3	3	2	0	1	0	0	0	0	0
Pediatrics-Preliminary	40	30	24	0	0	0	0	1	5	10
Pediatrics-Primary	75	75	34	0	8	0	0	14	19	0
Peds/Psych/Child Psych	19	18	16	0	1	0	0	1	0	1
Physical Medicine & Rehab	96	96	54	4	28	0	0	7	3	0
Plastic Surgery (Integrated)	130	130	120	1	0	0	0	2	7	0
Psychiatry (Categorical)	1,322	1,291	685	63	154	2	0	197	190	31
Psychiatry-Family Medicine	10	10	8	0	2	0	0	0	0	0
Psychiatry-Neurology	4	4	4	0	0	0	0	0	0	0
Radiation Oncology	18	18	18	0	0	0	0	0	0	0
Radiology-Diagnostic	137	121	81	3	16	0	0	7	14	16
Surgery (Categorical)	1,205	1,198	922	86	44	0	0	70	76	7
Surgery-Preliminary (PGY-1 Only)	1,286	837	490	43	22	0	0	99	183	449
Thoracic Surgery	33	33	29	3	1	0	0	0	0	0
Transitional (PGY-1 Only)	868	833	709	9	39	0	0	29	47	35
Vascular Surgery	51	46	36	3	3	0	0	2	2	5
Total PGY-1	26,678	25,687	16,399	798	2,127	6	2	2,722	3,633	991

Table 2 Matches by Specialty and Applicant Type, 2014 (Continued)

Specialty	Number of Positions	Number Filled	U.S. Senior	U.S. Grad	Osteo	Canadian	5th Pathway	U.S. IMG	Non-U.S. IMG	Number Unfilled
PGY- 2 Positions										
Anesthesiology	515	482	327	38	54	0	0	36	27	33
Child Neurology	28	20	11	0	0	0	0	2	7	8
Dermatology	380	374	334	23	3	0	0	4	10	6
Neurodevelopmental Disabilities	5	5	3	1	0	0	0	0	1	0
Neurology	320	308	195	5	18	0	0	30	60	12
Nuclear Medicine	4	2	0	1	0	0	0	0	1	2
Physical Medicine & Rehab	287	287	154	11	83	0	0	25	14	0
Plastic Surgery	6	6	6	0	0	0	0	0	0	0
Preventive Medicine	2	0	0	0	0	0	0	0	0	2
Psychiatry	2	1	0	1	0	0	0	0	0	1
Psychiatry-Neurology	0	0	0	0	0	0	0	0	0	0
Radiation Oncology	161	157	151	1	4	0	0	1	0	4
Radiology-Diagnostic	1,008	950	695	55	78	1	1	44	76	58
Radiology-Nuclear Med	1	0	0	0	0	0	0	0	0	1
Total PGY-2	2,719	2,592	1,876	136	240	1	1	142	196	127
Physician (R) Positions*										
Anesthesiology	98	86	0	65	8	0	0	5	8	12
Child Neurology	35	19	0	4	2	0	0	1	12	16
Dermatology	14	11	0	9	0	0	0	2	0	3
Neurodevelopmental Disabilities	1	1	0	1	0	0	0	0	0	0
Neurology	23	16	0	2	1	0	0	6	7	7
Physical Medicine & Rehab	8	8	0	2	3	0	0	2	1	0
Preventive Medicine	1	0	0	0	0	0	0	0	0	1
Psychiatry	50	41	0	24	6	0	0	10	1	9
Radiation Oncology	7	3	0	3	0	0	0	0	0	4
Radiology-Diagnostic	31	24	0	14	2	0	0	2	6	7
Surgery	5	1	0	0	0	0	0	1	0	4
Thoracic Surgery	1	1	0	1	0	0	0	0	0	0
Total Physician (R)	274	211	0	125	22	0	0	29	35	63
GRAND TOTAL	29,671	28,490	18,275	1,059	2,389	7	3	2,893	3,864	1,181

* Physician (R) positions are PGY-2 positions starting in the year of the Match that are reserved for applicants who have had prior graduate medical education. Physician positions are not available to senior medical students. In previous Results and Data Reports, the numbers of R positions were small and they were included in the categorical position counts. In this report, R positions are listed separately.

Tables 3 and 4

Table 3 shows the numbers of positions offered by specialty between 2010 and 2014. The 2014 Match offered 29,671 PGY-1 and PGY-2 (including physician positions), a combined increase of 16.3 percent over 2010. Most of the increase came from PGY-1 positions. In 2014, the number of PGY-1 positions was 3,869 more than in 2010, an increase of 17.0 percent.

In response to the "All-In" Policy implemented in 2013, the total number of positions increased by 2,399 (9.0%) in 2013 compared to 2012. That increase resulted mainly from expansion of larger specialties such as Internal Medicine, Pediatrics, and Family Medicine. In 2014, the number of positions rose by 500 (1.7%).

Specialties that have increased or decreased by at least 10 percent *and* 10 positions in the Match between 2010 and 2014 are highlighted in the Table 3 arrows.

Many applicants in addition to U.S. senior medical students seek residency positions through the NRMP. Trend data for different applicant categories are shown in Table 4 and Figure 2. The arrows in Table 4 indicate increases in the numbers of active applicants that were greater than the overall increase of 12.2 percent between 2010 and 2014.

In 2014, the number of active applicants was 34,270, 85 fewer than in 2013 (34,355), the first decrease since 2003. Among different applicant types, the numbers of students/graduates of osteopathic medical schools and U.S. citizen students/graduates of international medical schools have continued to rise between 2010 and 2014, by 33.9 percent at 38.9 percent respectively.

The overall 2014 PGY-1 match rate increased 1.5 percentage points over 2013, and at 75 percent is the highest PGY-1 match rate since 2006. The PGY-1 match rate for U.S. seniors was 0.7 percent higher than in 2013, but still lower than the 2012 all time high of 95.1 percent. At 55.0 percent, independent applicants' PGY-1 match rate continued an upward trend in 2014, even after a sharp increase of 5.1 percent in 2013 when compared to 2012. Match rates for students/graduates of osteopathic medical schools increased every year between 2010 and 2014. The PGY-1 match rates for independent applicants are calculated by dividing the number of matched independent applicants (Total matches minus U.S. senior matches) by the number of independent applicants (total active applicants minus U.S. senior active applicants).

* An active applicant is one who submits a certified rank order list of programs.

Table 3

Positions Offered in the Matching Program, 2010 - 2014

Specialty	2014		2013		2012		2011		2010	
	No.	%	No.	%	No.	%	No.	%	No.	%
PGY-1 Positions										
▲ Anesthesiology	1,049	3.9	1,000*	3.8*	919	3.8	841	3.6	797	3.5
Child Neurology	92	0.3	91*	0.3*	75*	0.3*	0	0.0	0	0.0
▼ Dermatology	20	0.1	23*	0.1*	23	0.1	28	0.1	31	0.1
▲ Emergency Medicine	1,786	6.7	1,743*	6.7*	1,668	6.9	1,607	6.9	1,556	6.8
Emergency Med-Family Med	4	0.0	4	0.0	4	0.0	4	0.0	4	0.0
▲ Family Medicine	3,109	11.7	3,037	11.6	2,740	11.4	2,708	11.6	2,608	11.4
Family Med-Preventive Med	5	0.0	6	0.0	6	0.0	4	0.0	0	0.0
▲ Internal Medicine (Categorical)	6,524	24.5	6,277	24.0	5,277	22.0	5,121	21.9	4,999	21.9
Medicine-Anesthesiology	7	0.0	0	0.0	0	0.0	0	0.0	0	0.0
Medicine-Dermatology	6	0.0	8	0.0	9	0.0	9	0.0	7	0.0
Medicine-Emergency Med	28	0.1	27	0.1	26	0.1	26	0.1	23	0.1
Medicine-Family Medicine	4	0.0	4	0.0	4	0.0	5	0.0	5	0.0
Medicine-Medical Genetics	3	0.0	2	0.0	1	0.0	1	0.0	0	0.0
Medicine-Neurology	1	0.0	2	0.0	2	0.0	0	0.0	2	0.0
Medicine-Pediatrics	374	1.4	366	1.4	362	1.5	365	1.6	359	1.6
Medicine-Preliminary (PGY-1 Only)	1,905	7.1	1,883	7.2	1,861	7.8	1,900	8.1	1,863	8.2
Medicine-Preventive Med	7	0.0	7	0.0	5	0.0	6	0.0	7	0.0
▲ Medicine-Primary	335	1.3	335	1.3	311	1.3	286	1.2	259	1.1
Medicine-Psychiatry	18	0.1	17	0.1	20	0.1	19	0.1	26	0.1
Medical Genetics	0	0.0	1	0.0	0	0.0	0	0.0	2	0.0
Neurodevelopmental Disabilities	0	0.0	1*	0.0*	1*	0.0*	0	0.0	0	0.0
Neurological Surgery	206	0.8	204	0.8	196	0.8	195	0.8	191	0.8
▲ Neurology	380	1.4	339*	1.3*	291*	1.2*	266	1.1	228	1.0
Nuclear Medicine	0	0.0	1	0.0	0	0.0	0	0.0	0	0.0
Obstetrics-Gynecology	1,242	4.7	1,237	4.7	1,222	5.1	1,200	5.1	1,182	5.2
OB/GYN-Preliminary (PGY-1 Only)	22	0.1	22	0.1	18	0.1	5	0.0	5	0.0
Orthopedic Surgery	695	2.6	692*	2.6*	682	2.8	670	2.9	656	2.9
Otolaryngology	295	1.1	292	1.1	285	1.2	283	1.2	280	1.2
▲ Pathology	597	2.2	583	2.2	521	2.2	518	2.2	503	2.2
▲ Pediatrics (Categorical)	2,640	9.9	2,616	10.0	2,475	10.3	2,482	10.6	2,387	10.5
Pediatrics-Anesthesiology	8	0.0	8	0.0	7	0.0	3	0.0	0	0.0
Pediatrics-Emergency Med	9	0.0	7	0.0	7	0.0	7	0.0	7	0.0
Pediatrics-Medical Genetics	10	0.0	9	0.0	7	0.0	8	0.0	4	0.0
Pediatrics-P M & R	3	0.0	3	0.0	2	0.0	3	0.0	5	0.0
Pediatrics-Preliminary	40	0.1	44	0.2	55	0.2	53	0.2	41	0.2
▲ Pediatrics-Primary	75	0.3	83	0.3	67	0.3	66	0.3	65	0.3
Peds/Psych/Child Psych	19	0.1	19	0.1	18	0.1	19	0.1	17	0.1
Physical Medicine & Rehab	96	0.4	87*	0.3*	86	0.4	86	0.4	87	0.4
▲ Plastic Surgery (Integrated)	130	0.5	116	0.4	101	0.4	70	0.3	69	0.3
Preventive Medicine	0	0.0	0*	0.0*	4	0.0	5	0.0	6	0.0
▲ Psychiatry (Categorical)	1,322	5.0	1,297*	5.0*	1,117*	4.7*	1,097	4.7	1,091	4.8
Psychiatry-Family Medicine	10	0.0	11	0.0	10	0.0	9	0.0	13	0.1
Psychiatry-Neurology	4	0.0	2	0.0	2	0.0	4	0.0	5	0.0
Radiation Oncology	18	0.1	18*	0.1*	15	0.1	16	0.1	15	0.1
Radiology-Diagnostic	137	0.5	147*	0.6*	135	0.6	143*	0.6	141	0.6
▲ Surgery (Categorical)	1,205	4.5	1,180*	4.5*	1,146	4.8	1,108	4.7	1,077	4.7
▲ Surgery-Preliminary (PGY-1 Only)	1,286	4.8	1,278	4.9	1,221	5.1	1,179	5.0	1,165	5.1
▲ Thoracic Surgery	33	0.1	26	0.1	20	0.1	13	0.1	10	0.0
▼ Transitional (PGY-1 Only)	868	3.3	937	3.6	941	3.9	952	4.1	980	4.3
Urology	0	0.0	0	0.0	0	0.0	0	0.0	9	0.0
▲ Vascular Surgery	51	0.2	46	0.2	41	0.2	30	0.1	22	0.1
TOTAL - PGY1	26,678	100	26,138	100	24,006	100	23,420	100	22,809	100

Table 3

Positions Offered in the Matching Program, 2010 - 2014 (Continued)

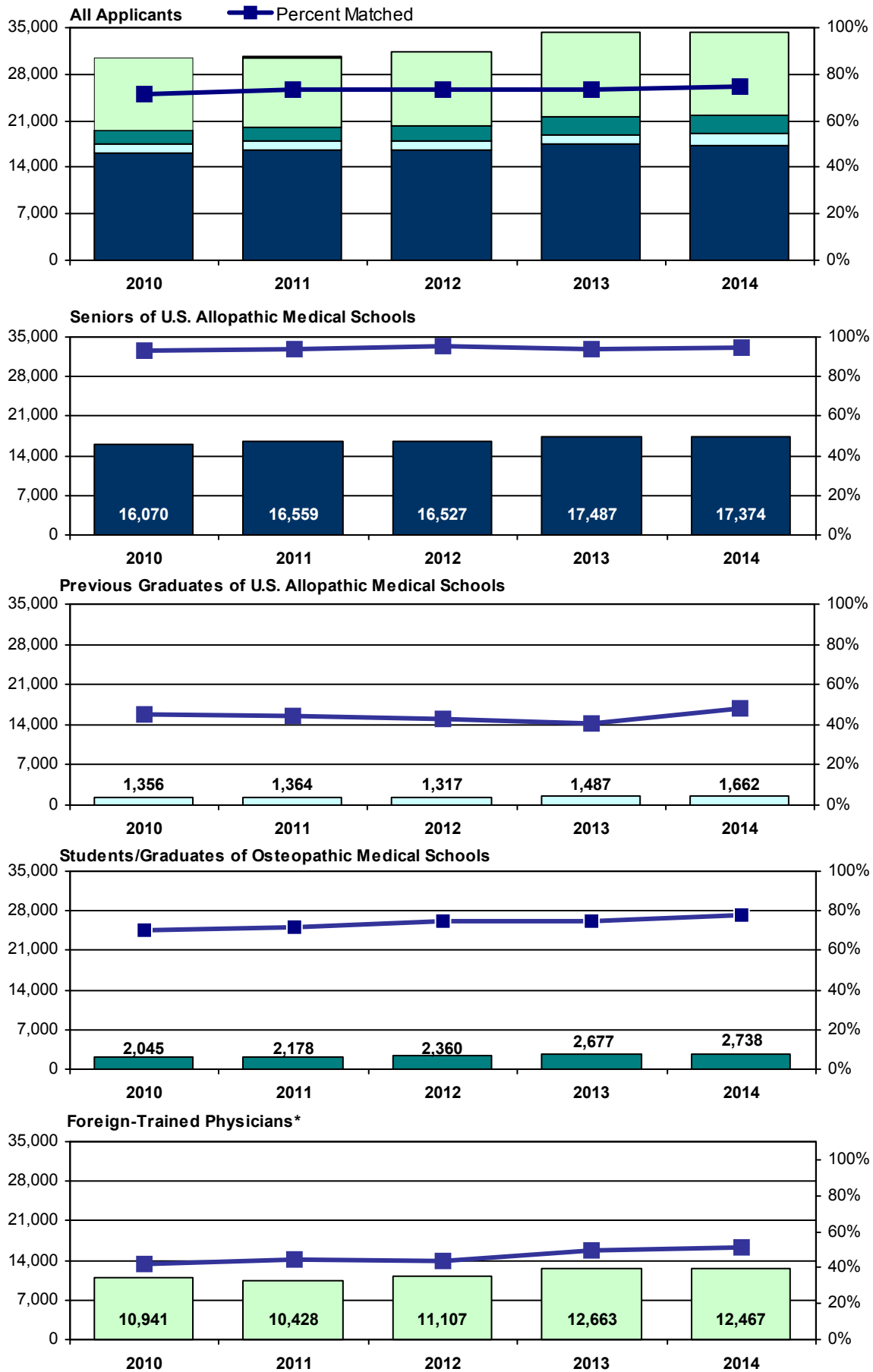
Specialty	2014		2013		2012		2011		2010	
	No.	%	No.	%	No.	%	No.	%	No.	%
PGY-2 Positions										
▼ Anesthesiology	515	18.9	580	20.9	557	20.3	563	20.6	588	21.7
Child Neurology	28	1.0	37	1.3	47	1.7	0	0.0	0	0.0
▲ Dermatology	380	14.0	369	13.3	340	12.4	344	12.6	329	12.1
Emergency Medicine	0	0.0	0	0.0	0	0.0	19	0.7	19	0.7
Neurodevelopmental Disabilities	5	0.2	7	0.3	7	0.3	0	0.0	0	0.0
▼ Neurology	320	11.8	331	11.9	346	12.6	339	12.4	357	13.2
Nuclear Medicine	4	0.1	5	0.2	4	0.1	6	0.2	4	0.1
Physical Medicine & Rehab	287	10.6	294	10.6	281	10.3	287	10.5	280	10.3
Plastic Surgery	6	0.2	11	0.4	20	0.7	38	1.4	37	1.4
Preventive Medicine	2	0.1	3	0.1	1	0.0	1	0.0	2	0.1
Psychiatry	2	0.1	2	0.1	3	0.1	4	0.1	3	0.1
Psychiatry-Neurology	0	0.0	1	0.0	0	0.0	1	0.0	1	0.0
▲ Radiation Oncology	161	5.9	160	5.8	156	5.7	155	5.7	142	5.2
Radiology-Diagnostic	1,008	37.1	979	35.2	976	35.6	980	35.8	949	35.0
Radiology-Nuclear Med	1	0.0	0	0.0	0	0.0	0	0.0	0	0.0
TOTAL - PGY2	2,719	100	2,779	100	2,738	100	2,737	100	2,711	100
Physician (R) Positions**										
Anesthesiology	98	35.8	73	28.7	0	0.0	0	0.0	0	0.0
Child Neurology	35	12.8	32	12.6	24	85.7	0	0.0	0	0.0
Dermatology	14	5.1	15	5.9	0	0.0	0	0.0	0	0.0
Emergency Medicine	0	0.0	1	0.4	0	0.0	0	0.0	0	0.0
Neurodevelopmental Disabilities	1	0.4	2	0.8	2	7.1	0	0.0	0	0.0
Neurology	23	8.4	22	8.7	1	3.6	0	0.0	0	0.0
Orthopedic Surgery	0	0.0	1	0.4	0	0.0	0	0.0	0	0.0
Physical Medicine & Rehab	8	2.9	16	6.3	0	0.0	0	0.0	0	0.0
Preventive Medicine	1	0.4	2	0.8	0	0.0	0	0.0	0	0.0
Psychiatry	50	18.2	63	24.8	1	3.6	0	0.0	0	0.0
Radiation Oncology	7	2.6	5	2.0	0	0.0	0	0.0	0	0.0
Radiology-Diagnostic	31	11.3	17	6.7	0	0.0	1	100.0	0	0.0
Surgery	5	1.8	5	2.0	0	0.0	0	0.0	0	0.0
Thoracic Surgery	1	0.4	0	0.0	0	0.0	0	0.0	0	0.0
TOTAL - Physician (R)	274	100	254	100	28	100	1	100	0	100
GRAND TOTAL	29,671	100	29,171	100	26,772	100	26,158	100	25,520	100

▲▼ Denotes increase/decrease in matched applicants of more than 10 percent and 10 positions between 2010 and 2014.

* Revised. Physician (R) positions were removed from the PGY-1 positions counts.

** Physician (R) positions are PGY-2 positions starting in the year of the Match that are reserved for applicants who have had prior graduate medical education. Physician positions are not available to senior medical students. In previous Results and Data Reports, the numbers of R positions were small and they were included in the categorical position counts. In this report, R positions are listed separately for the entire five-year period.

Figure 2 Number of Active Applicants and Percent Matched to PGY-1 Positions, 2010 - 2014



*Foreign-trained physicians includes both U.S. citizen and non-U.S. citizen graduates of international medical schools.

Table 4

Applicants in the Matching Program, 2010 - 2014

Applicant	2014		2013		2012		2011		2010	
	No.	%	No.	%	No.	%	No.	%	No.	%
Seniors of U.S. Allopathic Medical Schools										
Active Applicants	17,374	100	17,487	100	16,527	100	16,559	100	16,070	100
Matched PGY-1	16,399	94.4	16,390	93.7	15,712	95.1	15,588	94.1	14,992	93.3
Unmatched PGY-1	975	5.6	1,097	6.3	815	4.9	971	5.9	1,078	6.7
Withdraw	333	1.9	300	1.7	280	1.7	264	1.6	295	1.8
No Rank List	60	0.3	69	0.4	68	0.4	70	0.4	62	0.4
Total	17,767	100	17,856	100	16,875	100	16,893	100	16,427	100
Previous Graduates of U.S. Allopathic Medical Schools										
▲ Active Applicants	1,662	100	1,487	100	1,317	100	1,364	100	1,356	100
Matched PGY-1	798	48.0	607*	40.8*	557*	42.3*	599*	43.9*	608*	44.8*
Unmatched PGY-1	864	52.0	880*	59.2*	760*	57.7*	765*	56.1*	748*	55.2*
Withdraw	88	4.5	72	4.1	166	9.7	179	10.1	183	10.3
No Rank List	211	10.8	209	11.8	228	13.3	223	12.6	235	13.2
Total	1,961	100	1,768	100	1,711	100	1,766	100	1,774	100
Students/Graduates of Osteopathic Medical Schools										
▲ Active Applicants	2,738	100	2,677	100	2,360	100	2,178	100	2,045	100
Matched PGY-1	2,127	77.7	2,002*	74.8*	1,764	74.7	1,561	71.7	1,444	70.6
Unmatched PGY-1	611	22.3	675*	25.2*	596	25.3	617	28.3	601	29.4
Withdraw	892	23.7	798	22.0	900	26.1	789	25.1	767	25.9
No Rank List	138	3.7	152	4.2	190	5.5	175	5.6	153	5.2
Total	3,768	100	3,627	100	3,450	100	3,142	100	2,965	100
Students/Graduates of Canadian Medical Schools										
Active Applicants	14	100	21	100	17	100	11	100	24	100
Matched PGY-1	6	42.9	14	66.7	12	70.6	11	100.0	18	75.0
Unmatched PGY-1	8	57.1	7	33.3	5	29.4	0	0.0	6	25.0
Withdraw	6	25.0	12	35.3	16	42.1	12	42.9	20	36.4
No Rank List	4	16.7	1	2.9	5	13.2	5	17.9	11	20.0
Total	24	100	34	100	38	100	28	100	55	100
Students/Graduates of Fifth Pathway Programs										
Active Applicants	15	100	20	100	27	100	49	100	107	100
Matched PGY-1	2	13.3	4	20.0	9	33.3	21	42.9	56	52.3
Unmatched PGY-1	13	86.7	16	80.0	18	66.7	28	57.1	51	47.7
Withdraw	3	10.0	2	5.7	5	10.0	13	16.3	35	22.4
No Rank List	12	40.0	13	37.1	18	36.0	18	22.5	14	9.0
Total	30	100	35	100	50	100	80	100	156	100
U.S. Citizen Students/Graduates of International Medical Schools										
▲ Active Applicants	5,133	100	5,095	100	4,279	100	3,769	100	3,695	100
Matched PGY-1	2,722	53.0	2,691*	52.8*	2,100*	49.1*	1,884	50.0	1,749	47.3
Unmatched PGY-1	2,411	47.0	2,404*	47.2*	2,179*	50.9*	1,885	50.0	1,946	52.7
Withdraw	637	9.2	661	9.6	922	14.8	1,000	17.5	964	17.5
No Rank List	1,182	17.0	1,126	16.4	1,048	16.8	939	16.5	849	15.4
Total	6,952	100	6,882	100	6,249	100	5,708	100	5,508	100
Non-U.S. Citizen Students/Graduates of International Medical Schools										
Active Applicants	7,334	100	7,568	100	6,828	100	6,659	100	7,246	100
Matched PGY-1	3,633	49.5	3,556*	47.0*	2,770*	40.6*	2,721	40.9	2,881	39.8
Unmatched PGY-1	3,701	50.5	4,012*	53.0*	4,058*	59.4*	3,938	59.1	4,365	60.2
Withdraw	843	8.5	969	9.6	1,620	16.2	1,723	17.0	1,766	16.5
No Rank List	1,715	17.3	1,596	15.8	1,556	15.6	1,736	17.2	1,659	15.5
Total	9,892	100	10,133	100	10,004	100	10,118	100	10,671	100
All Applicants										
Active Applicants	34,270	100	34,355	100	31,355	100	30,589	100	30,543	100
Matched PGY-1	25,687	75.0	25,264*	73.5*	22,924*	73.1*	22,385*	73.2*	21,748*	71.2*
Unmatched PGY-1	8,583	25.0	9,091*	26.5*	8,431*	26.9*	8,204*	26.8*	8,795*	28.8*
Withdraw	2,802	6.9	2,814	7.0	3,909	10.2	3,980	10.5	4,030	10.7
No Rank List	3,322	8.2	3,166	7.8	3,113	8.1	3,166	8.4	2,983	7.9
Total	40,394	100	40,335	100	38,377	100	37,735	100	37,556	100

▲ Denotes that the percentage increase in active applicants for this group was greater than the overall increase of 12.2% for all active applicants between 2010 and 2014.

Note: Match rates are based on all active applicants regardless of their ranking behavior. Therefore, applicants who matched to PGY-1 positions are counted as matched even if they ranked and did not match to a PGY-2 position. Applicants who ranked only PGY-2 and Physician (R) programs are counted as unmatched in this table because they did not match to a PGY-1 position.

* Revised. Applicants matched and unmatched to physician (R) positions were removed from the PGY-1 numbers.

Table 5

Table 5 shows the ratios of PGY-1 positions to active applicants from 1976 through 2014. The same data are shown graphically in Figure 3. The red line in Figure 3 represents the point at which there are equal numbers of applicants and positions; above the red line represents more positions than applicants, below the line more applicants than positions. Active applicants are defined as those who submitted and certified rank order lists.

- In 2014, the ratio of PGY-1 positions per active U.S. senior was 1.54, the highest since 1976 and higher than the overall average of 1.40 between 1976 and 2014. Historically, the ratio declined from 2.0 to 1 in 1972 (not shown) to a low of 1.25 to 1 in 1984 and 1985.
- The ratio of PGY-1 positions to total applicants (rather than only U.S. seniors) roughly followed the trend of U.S. seniors because more than half of all applicants were U.S. seniors. In 2014, the ratio was 0.78, which was below the overall average of 0.90 between 1976 and 2014.

Figure 3 Positions per All Active and Active U.S. Senior Applicant, 1976 - 2014

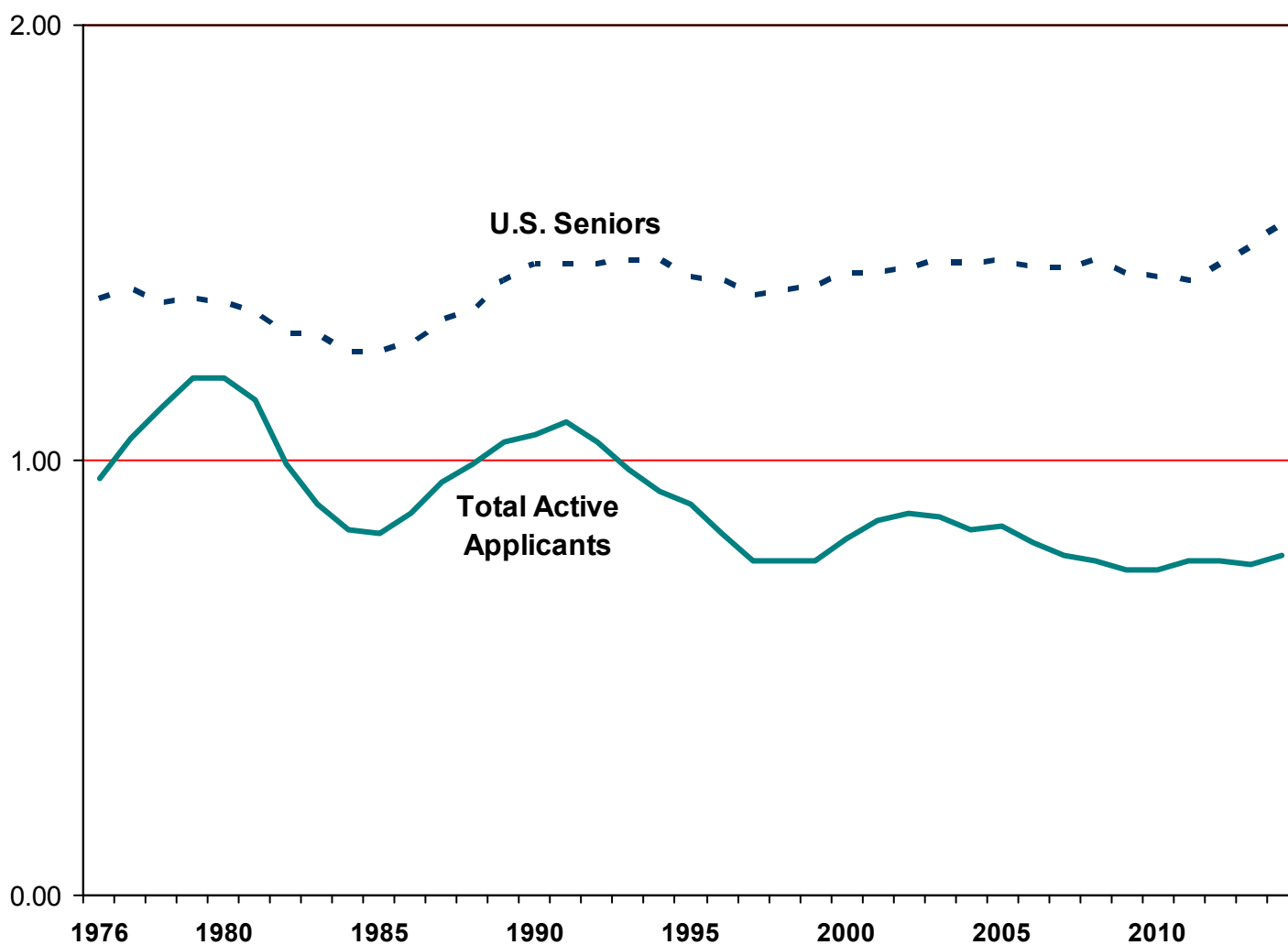


Table 5 Number of PGY-1 Positions per Active Applicant, 1976 - 2014

Year	Number of Positions	Active U.S. Seniors	Positions Per U.S. Senior	Active Total	Positions Per Active Applicant
1976	16,112	11,735	1.37	16,728	0.96
1977	16,574	11,898	1.39	15,854	1.05
1978	17,219	12,666	1.36	15,354	1.12
1979	17,824	13,036	1.37	14,985	1.19
1980	18,055	13,322	1.36	15,129	1.19
1981	18,331	13,705	1.34	16,104	1.14
1982	18,300	14,144	1.29	18,410	0.99
1983	17,952	13,969	1.29	20,044	0.90
1984	18,457	14,741	1.25	22,052	0.84
1985	18,535	14,849	1.25	22,386	0.83
1986	18,770	14,737	1.27	21,357	0.88
1987	19,047	14,466	1.32	20,054	0.95
1988	19,513	14,499	1.35	19,808	0.99
1989	19,955	14,117	1.41	19,207	1.04
1990	20,101	13,908	1.45	19,004	1.06
1991	20,192	13,943	1.45	18,450	1.09
1992	20,394	14,030	1.45	19,519	1.04
1993	20,598	14,094	1.46	20,916	0.98
1994	20,772	14,207	1.46	22,352	0.93
1995	20,751	14,621	1.42	22,936	0.90
1996	20,563	14,539	1.41	24,718	0.83
1997	20,209	14,614	1.38	26,323	0.77
1998	20,299	14,610	1.39	26,360	0.77
1999	20,453	14,607	1.40	26,462	0.77
2000	20,598	14,358	1.43	25,056	0.82
2001	20,642	14,455	1.43	23,981	0.86
2002	20,602	14,336	1.44	23,459	0.88
2003	20,908	14,332	1.46	23,965	0.87
2004	21,192	14,609	1.45	25,246	0.84
2005	21,454	14,719	1.46	25,348	0.85
2006	21,659	15,008	1.44	26,715	0.81
2007	21,845	15,206	1.44	27,944	0.78
2008	22,240	15,242	1.46	28,737	0.77
2009	22,427	15,638	1.43	29,888	0.75
2010	22,809 *	16,070	1.42*	30,543	0.75*
2011	23,418 *	16,559	1.41*	30,589	0.77*
2012	24,006 *	16,527	1.45*	31,355	0.77*
2013	26,138 *	17,487	1.49*	34,355	0.76*
2014	26,678 *	17,374	1.54*	34,270	0.78*

Note: Applicants who withdrew or did not rank programs are excluded.

* Physician (R) positions are PGY-2 positions starting in the year of the Match that are reserved for applicants who have had prior graduate medical education. Physician positions are not available to senior medical students. In previous Results and Data Reports, the numbers of R positions were small and they were included in the categorical position counts. In this report, R positions are excluded from the position counts for the five-year period between 2010 and 2014.

Table 6

Table 6 displays the match rates to PGY-1 positions for U.S. allopathic seniors, U.S. citizens trained in international medical schools (U.S. IMGs), non-U.S. citizens trained in international medical schools (Non-U.S. IMGs), and other applicants (Canadian medical school students/graduates, osteopathic medical school students/graduates, Fifth Pathway applicants, and U.S. physicians who are prior-year graduates of U.S. allopathic medical schools). The data are shown graphically in Figure 4. Match rate is defined in Table 6 and Figure 4 as the percentage of active participants who matched to PGY-1 positions.

- 94.4 percent of U.S. allopathic seniors were matched to PGY-1 positions in 2014, within the historical 92-95 percent matched rate.
- 53.0 percent of U.S. citizens trained in international medical schools were matched. This year marked the highest match rate since 2005.
- The match rate for non-U.S. citizens trained in international medical schools increased again from 47.0 percent in 2013 to 49.5 percent in 2014.

Figure 4 PGY-1 Match Rates by Applicant Type, 1982 - 2014

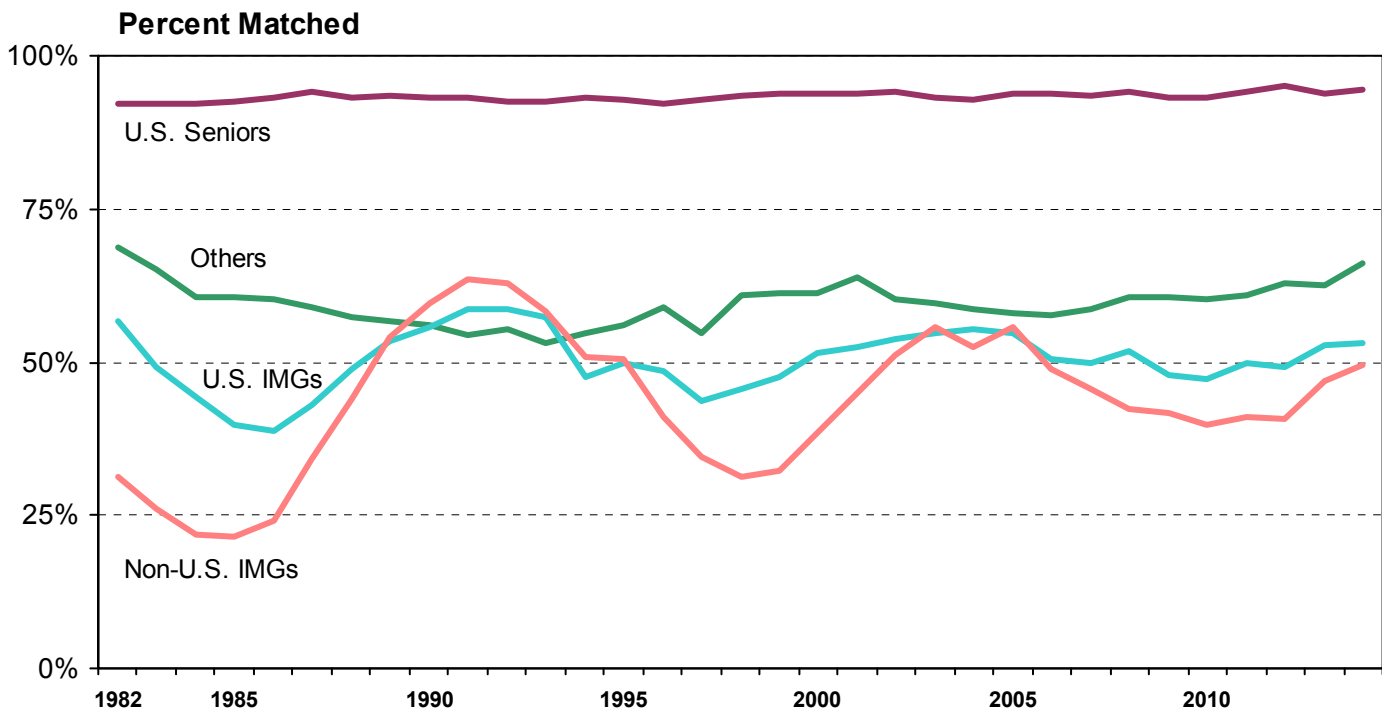


Table 6 PGY-1 Match Rates, 1982 - 2014

Year	Number of Positions	Total Active Applicants	Percent Matched				
			U.S. Seniors	U.S. IMGs	Non-U.S. IMGs	Others	All Applicants
1982	18,300	18,410	92.1	56.8	31.4	68.6	81.2
1983	17,952	20,044	92.2	49.3	26.2	65.2	75.9
1984	18,457	22,052	92.2	44.4	21.9	60.5	73.1
1985	18,535	22,386	92.6	39.7	21.6	60.7	72.8
1986	18,770	21,357	93.3	38.6	24.0	60.3	75.6
1987	19,047	20,054	94.0	43.0	34.2	58.9	79.8
1988	19,513	19,808	93.1	49.0	44.1	57.3	81.4
1989	19,955	19,207	93.6	53.3	54.2	56.7	83.4
1990	20,101	19,004	93.3	55.6	59.7	56.0	83.7
1991	20,192	18,450	93.1	58.6	63.4	54.5	84.9
1992	20,394	19,519	92.4	58.7	63.0	55.5	83.3
1993	20,598	20,916	92.4	57.2	58.4	53.0	92.1
1994	20,772	22,352	93.0	47.5	50.9	54.7	77.9
1995	20,751	22,936	92.7	49.8	50.5	56.1	77.9
1996	20,563	24,718	92.1	48.5	40.9	59.0	72.8
1997	20,209	26,323	92.7	43.5	34.5	54.8	69.0
1998	20,299	26,360	93.5	45.5	31.4	60.8	69.0
1999	20,453	26,462	93.8	47.5	32.2	61.3	69.5
2000	20,598	25,056	93.9	51.4	38.5	61.3	73.4
2001	20,642	23,981	93.7	52.4	44.8	64.0	76.5
2002	20,602	23,459	94.1	53.8	51.3	60.3	78.6
2003	20,908	23,965	93.2	54.6	55.7	59.5	78.5
2004	21,192	25,246	92.9	55.4	52.4	58.7	76.8
2005	21,454	25,348	93.7	54.7	55.6	58.0	78.0
2006	21,659	26,715	93.7	50.6	48.9	57.6	75.1
2007	21,845	27,944	93.4	50.0	45.5	58.5	73.4
2008	22,240	28,737	94.2	51.9	42.4	60.5	72.9
2009	22,427	29,888	93.1	47.8	41.6	60.5	71.4
2010	22,809*	30,543	93.3	47.3*	39.8*	60.2*	71.2*
2011	23,418*	30,589	94.1	50.0*	40.9*	60.9*	73.2*
2012	24,006*	31,355	95.1	49.1*	40.6*	62.9*	73.1*
2013	26,138*	34,355	93.7	52.8*	47.0*	62.5*	73.5*
2014	26,678*	34,270	94.4	53.0*	49.5*	66.2*	75.0*

* Physician (R) positions are PGY-2 positions starting in the year of the Match that are reserved for applicants who have had prior graduate medical education. Physician positions are not available to senior medical students. In previous Results and Data Reports, the numbers of R positions were small and they were included in the categorical position counts. In this report, R positions are excluded from the position counts for the five-year period between 2010 and 2014.

Tables 7 and 8

Table 7 displays the numbers of positions offered by specialty, as well as the numbers filled by U.S. seniors and by an aggregate of all other applicants from 2010 through 2014. The data in Table 7 are shown graphically in Figure 5 for specialties that offered at least 100 positions. Table 8 displays the same information in percentages.

- In 2014, 28,490 matches were made to PGY-1 and PGY-2 (including physician positions) positions, an increase of 360 (or 1.3%) over 2013.
- The position fill rate for all programs was 96.0% in 2014, lower than the all-time high of 96.4 percent in 2013.
- Internal Medicine (categorical) offered 6,524 positions, of which 48.5 percent were filled by U.S. seniors (the lowest U.S. senior fill rate in the last 30 years) and 99.1 percent by all applicants, down from an all-time high of 99.4 percent in 2013.
- Fill rates by U.S. seniors (categorical: 59.1% and advanced: 68.9%) and all applicants (categorical: 88.3% and advanced: 94.2%) for Diagnostic Radiology were among the lowest in the past 15 years.
- Fill rates by U.S. seniors (63.5%) and all applicants (93.6%) for Anesthesiology (advanced) were among the lowest in the past 15 years. The fill rate of Anesthesiology (categorical) by U.S. seniors (71.9%) was the lowest since 2004.

Other specialties of note are:

- Specialties and specialty tracks with at least 10 positions in the Match and 100 percent fill rates:
 - Dermatology (categorical)
 - Medicine-Emergency Medicine
 - Neurological Surgery
 - Otolaryngology
 - Pediatrics-Primary
 - Physical Medicine and Rehabilitation (categorical and advanced)
 - Plastic Surgery (Integrated)
 - Psychiatry-Family Medicine
 - Radiation Oncology (categorical)
 - Thoracic Surgery (categorical)
- Specialties with at least 10 positions in the Match and filled more than 90 percent by U.S. seniors:
 - Dermatology (categorical): 100 percent
 - Radiation Oncology (categorical): 100 percent
 - Otolaryngology: 94.6 percent
 - Radiation Oncology (advanced): 93.8 percent
 - Orthopedic Surgery: 93.4 percent
 - Plastic Surgery (Integrated): 92.3 percent
 - Neurological Surgery: 91.7 percent
- The top five specialties with at least 10 positions in the Match and filled with significant numbers of independent applicants (calculated from table, physician (R) positions not included):
 - Pediatrics-Primary: 54.7 percent
 - Family Medicine: 50.8 percent
 - Internal Medicine (categorical): 50.6 percent
 - Pathology: 48.6 percent
 - Neurology (categorical): 47.7 percent

Table 7

Positions Offered and Number Filled by U.S. Seniors and All Applicants, 2010 - 2014

Specialty	2014			2013			2012			2011			2010		
	Offered	Filled #U.S.	#Tot	Offered	Filled #U.S.	#Tot	Offered	Filled #U.S.	#Tot	Offered	Filled #U.S.	#Tot	Offered	Filled #U.S.	#Tot
PGY-1 Positions															
▲ Anesthesiology	1,049	754	1,024	1,000*	748	967*	919	725	897	841	671	820	797	626	771
Child Neurology	92	66	80	91*	64	84*	75*	58	70*	0	0	0	0	0	0
Dermatology	20	20	20	23*	21	23*	23	22	23	28	26	26	31	23	29
▲ Emergency Medicine	1,786	1,388	1,772	1,743*	1,428	1,740*	1,668	1,335	1,668	1,607	1,268	1,602	1,556	1,182	1,540
Emergency Med-Family Med	4	4	4	4	3	4	4	2	4	4	1	4	4	1	4
▲ Family Medicine	3,109	1,398	2,977	3,037	1,355	2,914	2,740	1,322	2,591	2,708	1,301	2,555	2,608	1,169	2,384
Family Med-Preventive Med	5	3	5	6	3	5	6	1	4	4	3	3	0	0	0
▲ Internal Medicine (Categorical)	6,524	3,167	6,465	6,277	3,135	6,242	5,277	2,941	5,226	5,121	2,940	5,065	4,999	2,722	4,947
Medicine-Anesthesiology	7	5	5	0	0	0	0	0	0	0	0	0	0	0	0
Medicine-Dermatology	6	6	6	8	7	8	9	8	8	9	8	8	7	7	7
Medicine-Emergency Med	28	24	28	27	23	27	26	17	22	26	22	26	23	20	23
Medicine-Family Medicine	4	3	4	4	2	4	4	2	4	5	3	5	5	4	5
Medicine-Medical Genetics	3	0	0	2	1	1	1	1	1	1	1	1	0	0	0
Medicine-Neurology	1	1	1	2	0	1	2	2	2	0	0	0	2	1	1
Medicine-Pediatrics	374	284	362	366	312	363	362	276	344	365	309	362	359	299	355
Medicine-Preliminary (PGY-1 Only)	1,905	1,477	1,825	1,883	1,429	1,809	1,861	1,427	1,738	1,900	1,503	1,771	1,863	1,493	1,758
Medicine-Preventive Med	7	2	7	7	3	7	5	2	4	6	2	6	7	2	5
▲ Medicine-Primary	335	202	333	335	200	331	311	186	300	286	166	269	259	156	243
Medicine-Psychiatry	18	10	16	17	12	16	20	12	18	19	9	17	26	18	24
Medical Genetics	0	0	0	1	0	0	0	0	0	0	0	0	2	2	2
Neurodevelopmental Disabilities	0	0	0	1*	1	1*	1*	0	0*	0	0	0	0	0	0
Neurological Surgery	206	189	206	204	190	203	196	170	194	195	175	192	191	173	188
▲ Neurology	380	192	373	339*	172	331*	291*	173	289	266	159	263	228	113	228
Nuclear Medicine	0	0	0	1	0	0	0	0	0	0	0	0	0	0	0
Obstetrics-Gynecology	1,242	950	1,234	1,237	943	1,234	1,222	911	1,213	1,200	892	1,189	1,182	913	1,179
OB/GYN-Preliminary (PGY-1 Only)	22	4	13	22	1	14	18	2	10	5	1	3	5	2	3
Orthopedic Surgery	695	649	693	692*	636	691*	682	641	682	670	621	668	656	598	653
Otolaryngology	295	279	295	292	276	290	285	277	283	283	269	280	280	259	279
▼ Pathology	597	256	546	583	263	562	521	262	466	518	269	476	503	327	484
Pediatrics (Categorical)	2,640	1,818	2,627	2,616	1,837	2,606	2,475	1,732	2,443	2,482	1,768	2,437	2,387	1,678	2,346
Pediatrics-Anesthesiology	8	7	7	8	7	7	7	7	7	3	3	3	0	0	0
Pediatrics-Emergency Med	9	4	9	7	6	7	7	6	7	7	7	7	7	5	7
Pediatrics-Medical Genetics	10	5	7	9	6	6	7	4	6	8	4	4	4	1	1
Pediatrics-P M & R	3	2	3	3	2	3	2	2	2	3	2	2	5	4	4
Pediatrics-Preliminary	40	24	30	44	31	37	55	43	48	53	41	49	41	33	37
Pediatrics-Primary	75	34	75	83	30	83	67	27	64	66	28	66	65	30	65
Peds/Psych/Child Psych	19	16	18	19	16	19	18	13	17	19	12	19	17	15	16
Physical Medicine & Rehab	96	54	96	87*	52	87*	86	51	86	86	42	82	87	45	80
▲ Plastic Surgery (Integrated)	130	120	130	116	111	115	101	87	97	70	65	70	69	61	69
Preventive Medicine	0	0	0	0*	0	0*	4	1	2	5	1	3	6	1	4
Psychiatry (Categorical)	1,322	685	1,291	1,297*	681	1,282*	1,117*	616	1,080	1,097	640	1,068	1,091	670	1,075
Psychiatry-Family Medicine	10	8	10	11	11	11	10	8	8	9	9	9	13	10	11
Psychiatry-Neurology	4	4	4	2	2	2	2	1	1	4	2	3	5	2	4
Radiation Oncology	18	18	18	18*	17	18*	15	15	15	16	15	15	15	14	15
▼ Radiology-Diagnostic	137	81	121	147*	101	135*	135	90	124	143*	115	135*	141	120	139
Surgery (Categorical)	1,205	922	1,198	1,180*	954	1,176*	1,146	914	1,143	1,108	897	1,106	1,077	895	1,075
▲ Surgery-Preliminary (PGY-1 Only)	1,286	490	837	1,278	454	819	1,221	478	737	1,179	466	735	1,165	430	704
▲ Thoracic Surgery	33	29	33	26	22	26	20	19	20	13	12	13	10	8	10
▼ Transitional (PGY-1 Only)	868	709	833	937	785	908	941	785	915	952	811	919	980	832	945
Urology	0	0	0	0	0	0	0	0	0	0	0	0	9	9	9
▲ Vascular Surgery	51	36	46	46	37	45	41	38	41	30	29	29	22	19	21
TOTAL - PGY-1	26,678	16,399	25,687	26,138	16,390	25,264	24,006	15,712	22,924	23,420	15,588	22,385	22,809	14,992	21,749

Table 7

Positions Offered and Number Filled by U.S. Seniors and All Applicants, 2010 - 2014 (Continued)

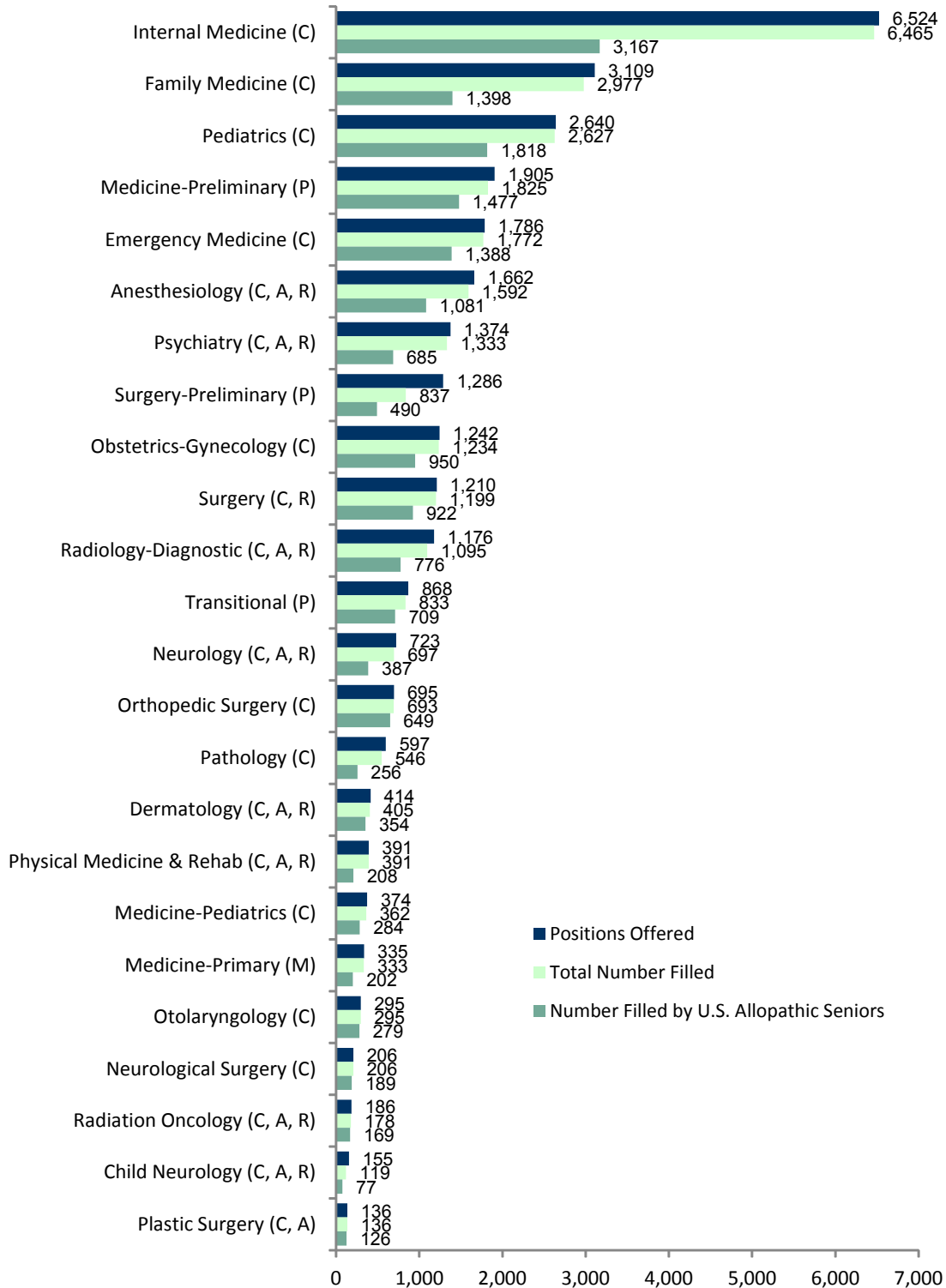
Specialty	2014			2013			2012			2011			2010		
	Offered	U.S. Filled	#Tot	Offered	U.S. Filled	#Tot	Offered	U.S. Filled	#Tot	Offered	U.S. Filled	#Tot	Offered	U.S. Filled	#Tot
PGY-2 Positions															
▼ Anesthesiology	515	327	482	580	398	562	557	397	540	563	431	533	588	420	558
Child Neurology	28	11	20	37	14	26	47	23	35	0	0	0	0	0	0
▲ Dermatology	380	334	374	369	316	362	340	288	329	344	283	339	329	270	325
Emergency Medicine	0	0	0	0	0	0	0	0	0	19	9	19	19	6	19
Neurodevelopmental Disabilities	5	3	5	7	4	5	7	6	6	0	0	0	0	0	0
Neurology	320	195	308	331	189	320	346	181	326	339	206	325	357	201	335
Nuclear Medicine	4	0	2	5	0	3	4	0	3	6	1	1	4	0	1
▲ Physical Medicine & Rehab	287	154	287	294	152	293	281	142	277	287	138	278	280	130	271
Plastic Surgery	6	6	6	11	10	11	20	19	20	38	34	38	37	33	37
Preventive Medicine	2	0	0	3	0	1	1	0	0	1	0	0	2	0	0
Psychiatry	2	0	1	2	1	2	3	0	0	4	3	3	3	2	2
Psychiatry-Neurology	0	0	0	1	0	1	0	0	0	1	1	1	1	1	1
▲ Radiation Oncology	161	151	157	160	134	153	156	153	155	155	140	150	142	123	135
▼ Radiology-Diagnostic	1,008	695	950	979	724	928	976	741	901	980	773	947	949	799	945
Radiology-Nuclear Med	1	0	0	0	0	0	0	0	0	0	0	0	0	0	0
TOTAL - PGY-2	2,719	1,876	2,592	2,779	1,942	2,667	2,738	1,950	2,592	2,737	2,019	2,634	2,711	1,985	2,629
Physician (R) Positions**															
Anesthesiology	98	0	86	73	0	62	0	0	0	0	0	0	0	0	0
Child Neurology	35	0	19	32	0	18	24	0	9	0	0	0	0	0	0
Dermatology	14	0	11	15	0	14	0	0	0	0	0	0	0	0	0
Emergency Medicine	0	0	0	1	0	1	0	0	0	0	0	0	0	0	0
Neurodevelopmental Disabilities	1	0	1	2	0	1	2	0	1	0	0	0	0	0	0
Neurology	23	0	16	22	0	14	1	0	0	0	0	0	0	0	0
Orthopedic Surgery	0	0	0	1	0	1	0	0	0	0	0	0	0	0	0
Physical Medicine & Rehab	8	0	8	16	0	16	0	0	0	0	0	0	0	0	0
Preventive Medicine	1	0	0	2	0	0	0	0	0	0	0	0	0	0	0
Psychiatry	50	0	41	63	0	48	1	0	0	0	0	0	0	0	0
Radiation Oncology	7	0	3	5	0	5	0	0	0	0	0	0	0	0	0
Radiology-Diagnostic	31	0	24	17	0	15	0	0	0	1	0	1	0	0	0
Surgery	5	0	1	5	0	4	0	0	0	0	0	0	0	0	0
Thoracic Surgery	1	0	1	0	0	0	0	0	0	0	0	0	0	0	0
TOTAL - Physician (R)	274	0	211	254	0	199	28	0	10	1	0	1	0	0	0
GRAND TOTAL	29,671	18,275	28,490	29,171	18,332	28,130	26,772	17,662	25,526	26,158	17,607	25,020	25,520	16,977	24,378

▲▼ Denotes increase/decrease in number of positions filled by U.S. allopathic seniors of more than 10 percent and 10 positions between 2010 and 2014.

* Revised. Physician (R) positions were removed from the PGY-1 positions counts.

** Physician (R) positions are PGY-2 positions starting in the year of the Match that are reserved for applicants who have had prior graduate medical education. Physician positions are not available to senior medical students. In previous Results and Data Reports, the numbers of R positions were small and they were included in the categorical position counts. In this report, R positions are listed separately for the entire five-year period.

Figure 5 Number of Positions Offered and Filled for Selected Specialties,* 2014



* Specialties offering at least 100 positions.

A: Advanced positions
 C: Categorical positions
 M: Primary care categorical positions
 P: Preliminary positions
 R: Physician positions

Table 8

Positions Offered and Percent Filled by U.S. Seniors and All Applicants, 2010 - 2014

Specialty	2014			2013			2012			2011			2010		
	Offered	%U.S.	%Tot	Offered	%U.S.	%Tot	Offered	%U.S.	%Tot	Offered	%U.S.	%Tot	Offered	%U.S.	%Tot
PGY-1 Positions															
Anesthesiology	1,049	71.9	97.6	1,000*	74.8	96.7*	919	78.9	97.6	841	79.8	97.5	797	78.5	96.7
Child Neurology	92	71.7	87.0	91*	70.3	92.3*	75*	77.3	93.3*	0	0.0	0.0	0	0.0	0.0
Dermatology	20	100.0	100.0	23*	91.3	100.0*	23	95.7	100.0	28	92.9	92.9	31	74.2	93.5
Emergency Medicine	1,786	77.7	99.2	1,743*	81.9	99.8*	1,668	80.0	100.0	1,607	78.9	99.7	1,556	76.0	99.0
Emergency Med-Family Med	4	100.0	100.0	4	75.0	100.0	4	50.0	100.0	4	25.0	100.0	4	25.0	100.0
Family Medicine	3,109	45.0	95.8	3,037	44.6	95.9	2,740	48.2	94.6	2,708	48.0	94.4	2,608	44.8	91.4
Family Med-Preventive Med	5	60.0	100.0	6	50.0	83.3	6	16.7	66.7	4	75.0	75.0	0	0.0	0.0
Internal Medicine (Categorical)	6,524	48.5	99.1	6,277	49.9	99.4	5,277	55.7	99.0	5,121	57.4	98.9	4,999	54.5	99.0
Medicine-Anesthesiology	7	71.4	71.4	0	0.0	0.0	0	0.0	0.0	0	0.0	0.0	0	0.0	0.0
Medicine-Dermatology	6	100.0	100.0	8	87.5	100.0	9	88.9	88.9	9	88.9	88.9	7	100.0	100.0
Medicine-Emergency Med	28	85.7	100.0	27	85.2	100.0	26	65.4	84.6	26	84.6	100.0	23	87.0	100.0
Medicine-Family Medicine	4	75.0	100.0	4	50.0	100.0	4	50.0	100.0	5	60.0	100.0	5	80.0	100.0
Medicine-Medical Genetics	3	0.0	0.0	2	50.0	50.0	1	100.0	100.0	1	100.0	100.0	0	0.0	0.0
Medicine-Neurology	1	100.0	100.0	2	0.0	50.0	2	100.0	100.0	0	0.0	0.0	2	50.0	50.0
Medicine-Pediatrics	374	75.9	96.8	366	85.2	99.2	362	76.2	95.0	365	84.7	99.2	359	83.3	98.9
Medicine-Preliminary (PGY-1 Only)	1,905	77.5	95.8	1,883	75.9	96.1	1,861	76.7	93.4	1,900	79.1	93.2	1,863	80.1	94.4
Medicine-Preventive Med	7	28.6	100.0	7	42.9	100.0	5	40.0	80.0	6	33.3	100.0	7	28.6	71.4
Medicine-Primary	335	60.3	99.4	335	59.7	98.8	311	59.8	96.5	286	58.0	94.1	259	60.2	93.8
Medicine-Psychiatry	18	55.6	88.9	17	70.6	94.1	20	60.0	90.0	19	47.4	89.5	26	69.2	92.3
Medical Genetics	0	0.0	0.0	1	0.0	0.0	0	0.0	0.0	0	0.0	0.0	2	100.0	100.0
Neurodevelopmental Disabilities	0	0.0	0.0	1*	100.0	100.0*	1*	0.0	0.0*	0	0.0	0.0	0	0.0	0.0
Neurological Surgery	206	91.7	100.0	204	93.1	99.5	196	86.7	99.0	195	89.7	98.5	191	90.6	98.4
Neurology	380	50.5	98.2	339*	50.7	97.6*	291*	59.5	99.3*	266	59.8	98.9	228	49.6	100.0
Nuclear Medicine	0	0.0	0.0	1	0.0	0.0	0	0.0	0.0	0	0.0	0.0	0	0.0	0.0
Obstetrics-Gynecology	1,242	76.5	99.4	1,237	76.2	99.8	1,222	74.5	99.3	1,200	74.3	99.1	1,182	77.2	99.7
OB/GYN-Preliminary (PGY-1 Only)	22	18.2	59.1	22	4.5	63.6	18	11.1	55.6	5	20.0	60.0	5	40.0	60.0
Orthopedic Surgery	695	93.4	99.7	692*	91.9	99.9*	682	94.0	100.0	670	92.7	99.7	656	91.2	99.5
Otolaryngology	295	94.6	100.0	292	94.5	99.3	285	97.2	99.3	283	95.1	98.9	280	92.5	99.6
Pathology	597	42.9	91.5	583	45.1	96.4	521	50.3	89.4	518	51.9	91.9	503	65.0	96.2
Pediatrics (Categorical)	2,640	68.9	99.5	2,616	70.2	99.6	2,475	70.0	98.7	2,482	71.2	98.2	2,387	70.3	98.3
Pediatrics-Anesthesiology	8	87.5	87.5	8	87.5	87.5	7	100.0	100.0	3	100.0	100.0	0	0.0	0.0
Pediatrics-Emergency Med	9	44.4	100.0	7	85.7	100.0	7	85.7	100.0	7	100.0	100.0	7	71.4	100.0
Pediatrics-Medical Genetics	10	50.0	70.0	9	66.7	66.7	7	57.1	85.7	8	50.0	50.0	4	25.0	25.0
Pediatrics-P M & R	3	66.7	100.0	3	66.7	100.0	2	100.0	100.0	3	66.7	66.7	5	80.0	80.0
Pediatrics-Preliminary	40	60.0	75.0	44	70.5	84.1	55	78.2	87.3	53	77.4	92.5	41	80.5	90.2
Pediatrics-Primary	75	45.3	100.0	83	36.1	100.0	67	40.3	95.5	66	42.4	100.0	65	46.2	100.0
Peds/Psych/Child Psych	19	84.2	94.7	19	84.2	100.0	18	72.2	94.4	19	63.2	100.0	17	88.2	94.1
Physical Medicine & Rehab	96	56.3	100.0	87*	59.8	100.0*	86	59.3	100.0	86	48.8	95.3	87	51.7	92.0
Plastic Surgery (Integrated)	130	92.3	100.0	116	95.7	99.1	101	86.1	96.0	70	92.9	100.0	69	88.4	100.0
Preventive Medicine	0	0.0	0.0	0*	0.0	0.0*	4	25.0	50.0	5	20.0	60.0	6	16.7	66.7
Psychiatry (Categorical)	1,322	51.8	97.7	1,297*	52.5	98.8*	1,117*	55.1	96.7*	1,097	58.3	97.4	1,091	61.4	98.5
Psychiatry-Family Medicine	10	80.0	100.0	11	100.0	100.0	10	80.0	80.0	9	100.0	100.0	13	76.9	84.6
Psychiatry-Neurology	4	100.0	100.0	2	100.0	100.0	2	50.0	50.0	4	50.0	75.0	5	40.0	80.0
Radiation Oncology	18	100.0	100.0	18*	94.4	100.0*	15	100.0	100.0	16	93.8	93.8	15	93.3	100.0
Radiology-Diagnostic	137	59.1	88.3	147*	68.7	91.8*	135	66.7	91.9	143*	80.4	94.4*	141	85.1	98.6
Surgery (Categorical)	1,205	76.5	99.4	1,180*	80.8	99.7*	1,146	79.8	99.7	1,108	81.0	99.8	1,077	83.1	99.8
Surgery-Preliminary (PGY-1 Only)	1,286	38.1	65.1	1,278	35.5	64.1	1,221	39.1	60.4	1,179	39.5	62.3	1,165	36.9	60.4
Thoracic Surgery	33	87.9	100.0	26	84.6	100.0	20	95.0	100.0	13	92.3	100.0	10	80.0	100.0
Transitional (PGY-1 Only)	868	81.7	96.0	937	83.8	96.9	941	83.4	97.2	952	85.2	96.5	980	84.9	96.4
Urology	0	0.0	0.0	0	0.0	0.0	0	0.0	0.0	0	0.0	0.0	9	100.0	100.0
Vascular Surgery	51	70.6	90.2	46	80.4	97.8	41	92.7	100.0	30	96.7	96.7	22	86.4	95.5
TOTAL - PGY-1	26,678	61.5	96.3	26,138	62.7	96.7	24,006	65.5	95.5	23,420	66.6	95.6	22,809	65.7	95.4

Table 8

Positions Offered and Percent Filled by U.S. Seniors and All Applicants, 2010 - 2014 (Continued)

Specialty	2014			2013			2012			2011			2010		
	Offered	%U.S.	%Tot	Offered	%U.S.	%Tot	Offered	%U.S.	%Tot	Offered	%U.S.	%Tot	Offered	%U.S.	%Tot
PGY-2 Positions															
Anesthesiology	515	63.5	93.6	580	68.6	96.9	557	71.3	96.9	563	76.6	94.7	588	71.4	94.9
Child Neurology	28	39.3	71.4	37	37.8	70.3	47	48.9	74.5	0	0.0	0.0	0	0.0	0.0
Dermatology	380	87.9	98.4	369	85.6	98.1	340	84.7	96.8	344	82.3	98.5	329	82.1	98.8
Emergency Medicine	0	0.0	0.0	0	0.0	0.0	0	0.0	0.0	19	47.4	100.0	19	31.6	100.0
Neurodevelopmental Disabilities	5	60.0	100.0	7	57.1	71.4	7	85.7	85.7	0	0.0	0.0	0	0.0	0.0
Neurology	320	60.9	96.3	331	57.1	96.7	346	52.3	94.2	339	60.8	95.9	357	56.3	93.8
Nuclear Medicine	4	0.0	50.0	5	0.0	60.0	4	0.0	75.0	6	16.7	16.7	4	0.0	25.0
Physical Medicine & Rehab	287	53.7	100.0	294	51.7	99.7	281	50.5	98.6	287	48.1	96.9	280	46.4	96.8
Plastic Surgery	6	100.0	100.0	11	90.9	100.0	20	95.0	100.0	38	89.5	100.0	37	89.2	100.0
Preventive Medicine	2	0.0	0.0	3	0.0	33.3	1	0.0	0.0	1	0.0	0.0	2	0.0	0.0
Psychiatry	2	0.0	50.0	2	50.0	100.0	3	0.0	0.0	4	75.0	75.0	3	66.7	66.7
Psychiatry-Neurology	0	0.0	0.0	1	0.0	100.0	0	0.0	0.0	1	100.0	100.0	1	100.0	100.0
Radiation Oncology	161	93.8	97.5	160	83.8	95.6	156	98.1	99.4	155	90.3	96.8	142	86.6	95.1
Radiology-Diagnostic	1,008	68.9	94.2	979	74.0	94.8	976	75.9	92.3	980	78.9	96.6	949	84.2	99.6
Radiology-Nuclear Med	1	0.0	0.0	0	0.0	0.0	0	0.0	0.0	0	0.0	0.0	0	0.0	0.0
TOTAL - PGY-2	2,719	69.0	95.3	2,779	69.9	96.0	2,738	71.2	94.7	2,737	73.8	96.2	2,711	73.2	97.0
Physician (R) Positions**															
Anesthesiology	98	0.0	87.8	73	0.0	84.9	0	0.0	0.0	0	0.0	0.0	0	0.0	0.0
Child Neurology	35	0.0	54.3	32	0.0	56.3	24	0.0	37.5	0	0.0	0.0	0	0.0	0.0
Dermatology	14	0.0	78.6	15	0.0	93.3	0	0.0	0.0	0	0.0	0.0	0	0.0	0.0
Emergency Medicine	0	0.0	0.0	1	0.0	100.0	0	0.0	0.0	0	0.0	0.0	0	0.0	0.0
Neurodevelopmental Disabilities	1	0.0	100.0	2	0.0	50.0	2	0.0	50.0	0	0.0	0.0	0	0.0	0.0
Neurology	23	0.0	69.6	22	0.0	63.6	1	0.0	0.0	0	0.0	0.0	0	0.0	0.0
Orthopedic Surgery	0	0.0	0.0	1	0.0	100.0	0	0.0	0.0	0	0.0	0.0	0	0.0	0.0
Physical Medicine & Rehab	8	0.0	100.0	16	0.0	100.0	0	0.0	0.0	0	0.0	0.0	0	0.0	0.0
Preventive Medicine	1	0.0	0.0	2	0.0	0.0	0	0.0	0.0	0	0.0	0.0	0	0.0	0.0
Psychiatry	50	0.0	82.0	63	0.0	76.2	1	0.0	0.0	0	0.0	0.0	0	0.0	0.0
Radiation Oncology	7	0.0	42.9	5	0.0	100.0	0	0.0	0.0	0	0.0	0.0	0	0.0	0.0
Radiology-Diagnostic	31	0.0	77.4	17	0.0	88.2	0	0.0	0.0	1	0.0	100.0	0	0.0	0.0
Surgery	5	0.0	20.0	5	0.0	80.0	0	0.0	0.0	0	0.0	0.0	0	0.0	0.0
Thoracic Surgery	1	0.0	100.0	0	0.0	0.0	0	0.0	0.0	0	0.0	0.0	0	0.0	0.0
TOTAL - Physician (R)	274	0.0	77.0	254	0.0	78.3	28	0.0	35.7	1	0.0	100.0	0	0.0	0.0
GRAND TOTAL	29,671	61.6	96.0	29,171	62.8	96.4	26,772	66.0	95.3	26,158	67.3	95.6	25,520	66.5	95.5

* Revised. Physician (R) positions were removed from the PGY-1 position counts.

** Physician (R) positions are PGY-2 positions starting in the year of the Match that are reserved for applicants who have had prior graduate medical education. Physician positions are not available to senior medical students. In previous Results and Data Reports, the numbers of R positions were small and they were included in the categorical position counts. In this report, R positions are listed separately for the entire five-year period.

Tables 9-12

Tables 9 through 12 display the numbers of PGY-1 matches by specialty for four different groups: all applicants (Table 9), U.S. seniors (Table 10), osteopathic students and graduates (Table 11), and foreign-trained physicians (Table 12). Foreign-trained physicians are U.S. citizen and non-U.S. citizen students and graduates of international medical schools, excluding Canadian and Fifth Pathway applicants. Specialties that placed at least 10 positions in the Match and showed an increase or decrease in the numbers of matched applicants of greater than 10 percent between 2010 and 2014 are highlighted with arrows.

A larger proportion of U.S. seniors have matched to Internal Medicine (categorical) every year since 2010 (Table 10). Although Anesthesiology, Emergency Medicine, and Family Medicine saw fluctuations between 2010 and 2014, a larger proportion of U.S. seniors matched to those specialties in 2014 compared to 2010. In contrast, the percentage of U.S. seniors matched to Surgery (categorical) in 2014 is the lowest in five years.

Every year between 2010 and 2014 more than 80 percent of matched osteopathic students/graduates were in the specialties of Internal Medicine (categorical), Family Medicine, Pediatrics (categorical), Emergency Medicine, Psychiatry (categorical), Obstetrics-Gynecology, and Anesthesiology (Table 11).

Table 12 shows that foreign-trained physicians (both U.S. citizen IMGs and non-U.S. citizen IMGs) are concentrated in a few specialties. More than half matched to Internal Medicine (categorical) (42.7%) and Family Medicine (16.7%). The next most popular specialties were Pediatrics (categorical), which accounted for 7.5 percent of the total, and Psychiatry (categorical), 6.1 percent of the total.

Table 9 All Applicants Matched to PGY-1 Positions by Specialty, 2010 - 2014

Specialty	2014		2013		2012		2011		2010	
	No.	%	No.	%	No.	%	No.	%	No.	%
▲ Anesthesiology	1,024	4.0	967*	3.8*	897	3.9	820	3.7	771	3.5
Child Neurology	80	0.3	84*	0.3*	70*	0.3*	0	0.0	0	0.0
Dermatology	20	0.1	23*	0.1*	23	0.1	26	0.1	29	0.1
▲ Emergency Medicine	1,772	6.9	1,740*	6.9*	1,668	7.3	1,602	7.2	1,540	7.1
Emergency Med-Family Med	4	0.0	4	0.0	4	0.0	4	0.0	4	0.0
▲ Family Medicine	2,977	11.6	2,914	11.5	2,591	11.3	2,555	11.4	2,384	11.0
Family Med-Preventive Med	5	0.0	5	0.0	4	0.0	3	0.0	0	0.0
▲ Internal Medicine (Categorical)	6,465	25.2	6,242	24.7	5,226	22.8	5,065	22.6	4,947	22.7
Medicine-Anesthesiology	5	0.0	0	0.0	0	0.0	0	0.0	0	0.0
Medicine-Dermatology	6	0.0	8	0.0	8	0.0	8	0.0	7	0.0
Medicine-Emergency Med	28	0.1	27	0.1	22	0.1	26	0.1	23	0.1
Medicine-Family Medicine	4	0.0	4	0.0	4	0.0	5	0.0	5	0.0
Medicine-Medical Genetics	0	0.0	1	0.0	1	0.0	1	0.0	0	0.0
Medicine-Neurology	1	0.0	1	0.0	2	0.0	0	0.0	1	0.0
Medicine-Pediatrics	362	1.4	363	1.4	344	1.5	362	1.6	355	1.6
Medicine-Preliminary (PGY-1 Only)	1,825	7.1	1,809	7.2	1,738	7.6	1,771	7.9	1,758	8.1
Medicine-Preventive Med	7	0.0	7	0.0	4	0.0	6	0.0	5	0.0
▲ Medicine-Primary	333	1.3	331	1.3	300	1.3	269	1.2	243	1.1
Medicine-Psychiatry	16	0.1	16	0.1	18	0.1	17	0.1	24	0.1
Medical Genetics	0	0.0	0	0.0	0	0.0	0	0.0	2	0.0
Neurodevelopmental Disabilities	0	0.0	1*	0.0*	0*	0.0*	0	0.0	0	0.0
Neurological Surgery	206	0.8	203	0.8	194	0.8	192	0.9	188	0.9
Neurology	373	1.5	331*	1.3*	289	1.3	263	1.2	228	1.0
Obstetrics-Gynecology	1,234	4.8	1,234	4.9	1,213	5.3	1,189	5.3	1,179	5.4
▲ OB/GYN-Preliminary (PGY-1 Only)	13	0.1	14	0.1	10	0.0	3	0.0	3	0.0
Orthopedic Surgery	693	2.7	691*	2.7*	682	3.0	668	3.0	653	3.0
Otolaryngology	295	1.1	290	1.1	283	1.2	280	1.3	279	1.3
▲ Pathology	546	2.1	562	2.2	466	2.0	476	2.1	484	2.2
▲ Pediatrics (Categorical)	2,627	10.2	2,606	10.3	2,443	10.7	2,437	10.9	2,346	10.8
Pediatrics-Anesthesiology	7	0.0	7	0.0	7	0.0	3	0.0	0	0.0
Pediatrics-Emergency Med	9	0.0	7	0.0	7	0.0	7	0.0	7	0.0
Pediatrics-Medical Genetics	7	0.0	6	0.0	6	0.0	4	0.0	1	0.0
Pediatrics-P M & R	3	0.0	3	0.0	2	0.0	2	0.0	4	0.0
Pediatrics-Preliminary	30	0.1	37	0.1	48	0.2	49	0.2	37	0.2
▲ Pediatrics-Primary	75	0.3	83	0.3	64	0.3	66	0.3	65	0.3
Peds/Psych/Child Psych	18	0.1	19	0.1	17	0.1	19	0.1	16	0.1
▲ Physical Medicine & Rehab	96	0.4	87*	0.3*	86	0.4	82	0.4	80	0.4
▲ Plastic Surgery (Integrated)	130	0.5	115	0.5	97	0.4	70	0.3	69	0.3
Preventive Medicine	0	0.0	0	0.0	2	0.0	3	0.0	4	0.0
▲ Psychiatry (Categorical)	1,291	5.0	1,282*	5.1*	1,080	4.7	1,068	4.8	1,075	4.9
Psychiatry-Family Medicine	10	0.0	11	0.0	8	0.0	9	0.0	11	0.1
Psychiatry-Neurology	4	0.0	2	0.0	1	0.0	3	0.0	4	0.0
Radiation Oncology	18	0.1	18*	0.1*	15	0.1	15	0.1	15	0.1
▼ Radiology-Diagnostic	121	0.5	135*	0.5*	124	0.5	135*	0.6*	139	0.6
▲ Surgery (Categorical)	1,198	4.7	1,176*	4.7*	1,143	5.0	1,106	4.9	1,075	4.9
▲ Surgery-Preliminary (PGY-1 Only)	837	3.3	819	3.2	737	3.2	735	3.3	704	3.2
▲ Thoracic Surgery	33	0.1	26	0.1	20	0.1	13	0.1	10	0.0
▼ Transitional (PGY-1 Only)	833	3.2	908	3.6	915	4.0	919	4.1	945	4.3
Urology	0	0.0	0	0.0	0	0.0	0	0.0	9	0.0
▲ Vascular Surgery	46	0.2	45	0.2	41	0.2	29	0.1	21	0.1
TOTAL - PGY-1	25,687	100	25,264	100	22,924	100	22,385	100	21,749	100

▲▼ Denotes increase/decrease in number of positions filled by U.S. allopathic seniors of more than 10 percent and 10 positions between 2010 and 2014.

* Applicants matched to R positions are excluded from the PGY-1 positions counts for the entire five-year period.

Table 10

U.S. Seniors Matched to PGY-1 Positions by Specialty, 2010 - 2014

Specialty	2014		2013		2012		2011		2010	
	No.	%	No.	%	No.	%	No.	%	No.	%
▲ Anesthesiology	754	4.6	748	4.6	725	4.6	671	4.3	626	4.2
Child Neurology	66	0.4	64	0.4	58	0.4	0	0.0	0	0.0
Dermatology	20	0.1	21	0.1	22	0.1	26	0.2	23	0.2
▲ Emergency Medicine	1,388	8.5	1,428	8.7	1,335	8.5	1,268	8.1	1,182	7.9
Emergency Med-Family Med	4	0.0	3	0.0	2	0.0	1	0.0	1	0.0
▲ Family Medicine	1,398	8.5	1,355	8.3	1,322	8.4	1,301	8.3	1,169	7.8
Family Med-Preventive Med	3	0.0	3	0.0	1	0.0	3	0.0	0	0.0
▲ Internal Medicine (Categorical)	3,167	19.3	3,135	19.1	2,941	18.7	2,940	18.9	2,722	18.2
Medicine-Anesthesiology	5	0.0	0	0.0	0	0.0	0	0.0	0	0.0
Medicine-Dermatology	6	0.0	7	0.0	8	0.1	8	0.1	7	0.0
Medicine-Emergency Med	24	0.1	23	0.1	17	0.1	22	0.1	20	0.1
Medicine-Family Medicine	3	0.0	2	0.0	2	0.0	3	0.0	4	0.0
Medicine-Medical Genetics	0	0.0	1	0.0	1	0.0	1	0.0	0	0.0
Medicine-Neurology	1	0.0	0	0.0	2	0.0	0	0.0	1	0.0
Medicine-Pediatrics	284	1.7	312	1.9	276	1.8	309	2.0	299	2.0
Medicine-Preliminary (PGY-1 Only)	1,477	9.0	1,429	8.7	1,427	9.1	1,503	9.6	1,493	10.0
Medicine-Preventive Med	2	0.0	3	0.0	2	0.0	2	0.0	2	0.0
▲ Medicine-Primary	202	1.2	200	1.2	186	1.2	166	1.1	156	1.0
Medicine-Psychiatry	10	0.1	12	0.1	12	0.1	9	0.1	18	0.1
Medical Genetics	0	0.0	0	0.0	0	0.0	0	0.0	2	0.0
Neurodevelopmental Disabilities	0	0.0	1	0.0	0	0.0	0	0.0	0	0.0
Neurological Surgery	189	1.2	190	1.2	170	1.1	175	1.1	173	1.2
▲ Neurology	192	1.2	172	1.0	173	1.1	159	1.0	113	0.8
Nuclear Medicine	0	0.0	0	0.0	0	0.0	0	0.0	0	0.0
Obstetrics-Gynecology	950	5.8	943	5.8	911	5.8	892	5.7	913	6.1
OB/GYN-Preliminary (PGY-1 Only)	4	0.0	1	0.0	2	0.0	1	0.0	2	0.0
Ophthalmology	0	0.0	0	0.0	0	0.0	0	0.0	0	0.0
Orthopedic Surgery	649	4.0	636	3.9	641	4.1	621	4.0	598	4.0
Otolaryngology	279	1.7	276	1.7	277	1.8	269	1.7	259	1.7
▼ Pathology	256	1.6	263	1.6	262	1.7	269	1.7	327	2.2
Pediatrics (Categorical)	1,818	11.1	1,837	11.2	1,732	11.0	1,768	11.3	1,678	11.2
Pediatrics-Anesthesiology	7	0.0	7	0.0	7	0.0	3	0.0	0	0.0
Pediatrics-Dermatology	0	0.0	0	0.0	0	0.0	0	0.0	0	0.0
Pediatrics-Emergency Med	4	0.0	6	0.0	6	0.0	7	0.0	5	0.0
Pediatrics-Medical Genetics	5	0.0	6	0.0	4	0.0	4	0.0	1	0.0
Pediatrics-P M & R	2	0.0	2	0.0	2	0.0	2	0.0	4	0.0
Pediatrics-Preliminary	24	0.1	31	0.2	43	0.3	41	0.3	33	0.2
Pediatrics-Primary	34	0.2	30	0.2	27	0.2	28	0.2	30	0.2
Peds/Psych/Child Psych	16	0.1	16	0.1	13	0.1	12	0.1	15	0.1
Physical Medicine & Rehab	54	0.3	52	0.3	51	0.3	42	0.3	45	0.3
▲ Plastic Surgery (Integrated)	120	0.7	111	0.7	87	0.6	65	0.4	61	0.4
Preventive Medicine	0	0.0	0	0.0	1	0.0	1	0.0	1	0.0
Psychiatry (Categorical)	685	4.2	681	4.2	616	3.9	640	4.1	670	4.5
Psychiatry-Family Medicine	8	0.0	11	0.1	8	0.1	9	0.1	10	0.1
Psychiatry-Neurology	4	0.0	2	0.0	1	0.0	2	0.0	2	0.0
Radiation Oncology	18	0.1	17	0.1	15	0.1	15	0.1	14	0.1
▼ Radiology-Diagnostic	81	0.5	101	0.6	90	0.6	115	0.7	120	0.8
Radiology-Nuclear Med	0	0.0	0	0.0	0	0.0	0	0.0	0	0.0
Surgery (Categorical)	922	5.6	954	5.8	914	5.8	897	5.8	895	6.0
▲ Surgery-Preliminary (PGY-1 Only)	490	3.0	454	2.8	478	3.0	466	3.0	430	2.9
▲ Thoracic Surgery	29	0.2	22	0.1	19	0.1	12	0.1	8	0.1
▼ Transitional (PGY-1 Only)	709	4.3	785	4.8	785	5.0	811	5.2	832	5.5
Urology	0	0.0	0	0.0	0	0.0	0	0.0	9	0.1
▲ Vascular Surgery	36	0.2	37	0.2	38	0.2	29	0.2	19	0.1
TOTAL - PGY-1	16,399	100	16,390	100	15,712	100	15,588	100	14,992	100

▲▼ Denotes increase/decrease in matched applicants of more than 10 percent and 10 positions between 2010 and 2014.

Table 11 Osteopathic Graduates Matched to PGY-1 Positions by Specialty, 2010 - 2014

Specialty	2014		2013		2012		2011		2010	
	No.	%	No.	%	No.	%	No.	%	No.	%
▲ Anesthesiology	123	5.8	111*	5.5*	95	5.4	72	4.6	76	5.3
Child Neurology	5	0.2	5	0.2	4	0.2	0	0.0	0	0.0
Dermatology	0	0.0	1	0.0	0	0.0	0	0.0	2	0.1
▲ Emergency Medicine	177	8.3	178	8.9	171	9.7	177	11.3	159	11.0
Emergency Med-Family Med	0	0.0	0	0.0	0	0.0	2	0.1	2	0.1
▲ Family Medicine	394	18.5	380	19.0	324	18.4	291	18.6	270	18.7
Family Med-Preventive Med	1	0.0	1	0.0	1	0.1	0	0.0	0	0.0
▲ Internal Medicine (Categorical)	444	20.9	413	20.6	355	20.1	309	19.8	292	20.2
Medicine-Anesthesiology	0	0.0	0	0.0	0	0.0	0	0.0	0	0.0
Medicine-Dermatology	0	0.0	0	0.0	0	0.0	0	0.0	0	0.0
Medicine-Emergency Med	1	0.0	4	0.2	2	0.1	1	0.1	1	0.1
Medicine-Family Medicine	0	0.0	0	0.0	0	0.0	1	0.1	1	0.1
Medicine-Medical Genetics	0	0.0	0	0.0	0	0.0	0	0.0	0	0.0
Medicine-Neurology	0	0.0	1	0.0	0	0.0	0	0.0	0	0.0
▲ Medicine-Pediatrics	34	1.6	21	1.0	27	1.5	21	1.3	21	1.5
▲ Medicine-Preliminary (PGY-1 Only)	94	4.4	104	5.2	71	4.0	47	3.0	53	3.7
Medicine-Preventive Med	0	0.0	0	0.0	2	0.1	0	0.0	0	0.0
Medicine-Primary	18	0.8	17	0.8	10	0.6	8	0.5	13	0.9
Medicine-Psychiatry	2	0.1	1	0.0	0	0.0	1	0.1	0	0.0
Medical Genetics	0	0.0	0	0.0	0	0.0	0	0.0	0	0.0
Neurodevelopmental Disabilities	0	0.0	0	0.0	0	0.0	0	0.0	0	0.0
Neurological Surgery	3	0.1	2	0.1	1	0.1	0	0.0	1	0.1
Neurology	38	1.8	27*	1.3*	22	1.2	29	1.9	20	1.4
Nuclear Medicine	0	0.0	0	0.0	0	0.0	0	0.0	0	0.0
▲ Obstetrics-Gynecology	131	6.2	128	6.4	131	7.4	120	7.7	105	7.3
OB/GYN-Preliminary (PGY-1 Only)	0	0.0	2	0.1	2	0.1	0	0.0	0	0.0
Orthopedic Surgery	1	0.0	6	0.3	2	0.1	2	0.1	3	0.2
Otolaryngology	0	0.0	1	0.0	0	0.0	0	0.0	1	0.1
▲ Pathology	51	2.4	49	2.4	43	2.4	34	2.2	31	2.1
▲ Pediatrics (Categorical)	290	13.6	254	12.7	254	14.4	226	14.5	198	13.7
Pediatrics-Anesthesiology	0	0.0	0	0.0	0	0.0	0	0.0	0	0.0
Pediatrics-Emergency Med	1	0.0	0	0.0	1	0.1	0	0.0	0	0.0
Pediatrics-Medical Genetics	0	0.0	0	0.0	0	0.0	0	0.0	0	0.0
Pediatrics-P M & R	1	0.0	1	0.0	0	0.0	0	0.0	0	0.0
Pediatrics-Preliminary	0	0.0	1	0.0	1	0.1	0	0.0	2	0.1
Pediatrics-Primary	8	0.4	3	0.1	2	0.1	1	0.1	1	0.1
Peds/Psych/Child Psych	1	0.0	1	0.0	3	0.2	4	0.3	0	0.0
▲ Physical Medicine & Rehab	28	1.3	22*	1.1*	17	1.0	19	1.2	13	0.9
Plastic Surgery (Integrated)	0	0.0	0	0.0	0	0.0	1	0.1	0	0.0
Preventive Medicine	0	0.0	0	0.0	0	0.0	0	0.0	0	0.0
▲ Psychiatry (Categorical)	154	7.2	156*	7.8*	124	7.0	114	7.3	109	7.5
Psychiatry-Family Medicine	2	0.1	0	0.0	0	0.0	0	0.0	1	0.1
Psychiatry-Neurology	0	0.0	0	0.0	0	0.0	1	0.1	0	0.0
Radiation Oncology	0	0.0	0	0.0	0	0.0	0	0.0	0	0.0
Radiology-Diagnostic	16	0.8	13*	0.6*	14	0.8	11	0.7	8	0.6
▲ Surgery (Categorical)	44	2.1	47	2.3	36	2.0	28	1.8	20	1.4
Surgery-Preliminary (PGY-1 Only)	22	1.0	17	0.8	20	1.1	18	1.2	19	1.3
Thoracic Surgery	1	0.0	0	0.0	0	0.0	1	0.1	0	0.0
▲ Transitional (PGY-1 Only)	39	1.8	33	1.6	28	1.6	22	1.4	22	1.5
Urology	0	0.0	0	0.0	0	0.0	0	0.0	0	0.0
Vascular Surgery	3	0.1	2	0.1	1	0.1	0	0.0	0	0.0
TOTAL - PGY-1	2,127	100	2,002	100	1,764	100	1,561	100	1,444	100

▲▼ Denotes increase/decrease in number of positions filled by U.S. allopathic seniors of more than 10 percent and 10 positions between 2,010.00 and 2,014.00 .

* Applicants matched to R positions are excluded from the PGY-1 positions counts for the entire five-year period.

Table 12 Foreign-Trained Physicians Matched to PGY-1 Positions by Specialty, 2010 - 2014**

Specialty	2014		2013		2012		2011		2010	
	No.	%	No.	%	No.	%	No.	%	No.	%
▲ Anesthesiology	117	1.8	95*	1.5*	68	1.4	68	1.5	55	1.2
Child Neurology	9	0.1	15*	0.2*	7*	0.1*	0	0.0	0	0.0
Dermatology	0	0.0	0*	0.0*	1	0.0	0	0.0	1	0.0
▼ Emergency Medicine	117	1.8	89*	1.4*	94	1.9	85	1.8	131	2.8
Emergency Med-Family Med	0	0.0	1	0.0	2	0.0	1	0.0	1	0.0
▲ Family Medicine	1,059	16.7	1075	17.2	862	17.7	865	18.8	839	18.1
Family Med-Preventive Med	1	0.0	1	0.0	2	0.0	0	0.0	0	0.0
▲ Internal Medicine (Categorical)	2,715	42.7	2576	41.2	1,837	37.7	1,727	37.5	1,799	38.9
Medicine-Anesthesiology	0	0.0	0	0.0	0	0.0	0	0.0	0	0.0
Medicine-Dermatology	0	0.0	0	0.0	0	0.0	0	0.0	0	0.0
Medicine-Emergency Med	3	0.0	0	0.0	3	0.1	2	0.0	2	0.0
Medicine-Family Medicine	1	0.0	2	0.0	2	0.0	1	0.0	0	0.0
Medicine-Medical Genetics	0	0.0	0	0.0	0	0.0	0	0.0	0	0.0
Medicine-Neurology	0	0.0	0	0.0	0	0.0	0	0.0	0	0.0
▲ Medicine-Pediatrics	41	0.6	28	0.4	39	0.8	28	0.6	30	0.6
▲ Medicine-Preliminary (PGY-1 Only)	232	3.7	246	3.9	216	4.4	191	4.1	172	3.7
Medicine-Preventive Med	4	0.1	4	0.1	0	0.0	4	0.1	2	0.0
▲ Medicine-Primary	107	1.7	111	1.8	101	2.1	87	1.9	70	1.5
Medicine-Psychiatry	4	0.1	3	0.0	6	0.1	7	0.2	6	0.1
Medical Genetics	0	0.0	0	0.0	0	0.0	0	0.0	0	0.0
Neurodevelopmental Disabilities	0	0.0	0*	0.0*	0	0.0	0	0.0	0	0.0
Neurological Surgery	7	0.1	8	0.1	18	0.4	11	0.2	7	0.2
Neurology	140	2.2	127*	2.0*	88	1.8	70	1.5	91	2.0
Nuclear Medicine	0	0.0	0	0.0	0	0.0	0	0.0	0	0.0
Obstetrics-Gynecology	124	2.0	142	2.3	146	3.0	146	3.2	134	2.9
OB/GYN-Preliminary (PGY-1 Only)	6	0.1	11	0.2	6	0.1	2	0.0	1	0.0
Orthopedic Surgery	12	0.2	15	0.2	9	0.2	8	0.2	15	0.3
Otolaryngology	7	0.1	6	0.1	1	0.0	2	0.0	5	0.1
▲ Pathology	193	3.0	204	3.3	129	2.6	145	3.1	98	2.1
Pediatrics (Categorical)	475	7.5	482	7.7	429	8.8	407	8.8	431	9.3
Pediatrics-Anesthesiology	0	0.0	0	0.0	0	0.0	0	0.0	0	0.0
Pediatrics-Emergency Med	4	0.1	1	0.0	0	0.0	0	0.0	1	0.0
Pediatrics-Medical Genetics	2	0.0	0	0.0	2	0.0	0	0.0	0	0.0
Pediatrics-P M & R	0	0.0	0	0.0	0	0.0	0	0.0	0	0.0
Pediatrics-Preliminary	6	0.1	5	0.1	4	0.1	8	0.2	2	0.0
Pediatrics-Primary	33	0.5	49	0.8	35	0.7	37	0.8	32	0.7
Peds/Psych/Child Psych	1	0.0	2	0.0	1	0.0	3	0.1	0	0.0
▼ Physical Medicine & Rehab	10	0.2	11*	0.2*	13	0.3	16	0.3	20	0.4
Plastic Surgery (Integrated)	9	0.1	2	0.0	1	0.0	0	0.0	3	0.1
Preventive Medicine	0	0.0	0	0.0	1	0.0	2	0.0	1	0.0
▲ Psychiatry (Categorical)	387	6.1	394*	6.3*	305	6.3	275	6.0	263	5.7
Psychiatry-Family Medicine	0	0.0	0	0.0	0	0.0	0	0.0	0	0.0
Psychiatry-Neurology	0	0.0	0	0.0	0	0.0	0	0.0	2	0.0
Radiation Oncology	0	0.0	1	0.0	0	0.0	0	0.0	0	0.0
▲ Radiology-Diagnostic	21	0.3	17*	0.3*	16	0.3	7	0.2	9	0.2
▲ Surgery (Categorical)	146	2.3	118*	1.9*	116	2.4	108	2.3	104	2.2
▲ Surgery-Preliminary (PGY-1 Only)	282	4.4	322	5.2	221	4.5	218	4.7	224	4.8
Thoracic Surgery	0	0.0	2	0.0	0	0.0	0	0.0	2	0.0
Transitional (PGY-1 Only)	76	1.2	78	1.2	87	1.8	74	1.6	75	1.6
Urology	0	0.0	0	0.0	0	0.0	0	0.0	0	0.0
Vascular Surgery	4	0.1	4	0.1	2	0.0	0	0.0	2	0.0
TOTAL - PGY-1	6,355	100	6247	100	4,870	100	4,605	100	4,630	100

▲▼ Denotes increase/decrease in number of positions filled by U.S. allopathic seniors of more than 10 percent and 10 positions between 2010 and 2014.

* Applicants matched to R positions are excluded from the PGY-1 positions counts for the entire five-year period.

** Foreign-trained physicians include both U.S. citizen and non-U.S. citizen graduates of international medical schools.

Table 13

Table 13 displays the numbers of U.S. seniors (“U.S.”) and independent applicants (“IA”) (all applicants other than U.S. seniors) who ranked each specialty as their only choice, first choice, or not first choice: *Only choice* includes applicants who ranked that specialty first on their rank order lists (ROLs) and ranked no other specialties. *First choice* includes applicants who ranked that specialty first and ranked at least one other specialty. *Not first choice* includes applicants who ranked another specialty first but also included that specialty on their ROL. *Preferred choice* is defined as first choice ignoring any subsequent choices (*only choice* and *first choice* combined).

Prior to 2012, applicant choices were reported by specialty group that included the combined specialties. For example, the Internal Medicine group included Internal Medicine and specialties such as Internal Medicine-Pediatrics. In later reports, Table 13 data are aggregated by specialty instead of specialty group. Transitional Year programs are excluded from the counts because they are not considered a preference for a specific specialty. PGY-1 and PGY-2 (including physician (R) programs) programs were combined. Internal Medicine and Pediatrics include categorical and primary positions. Preliminary programs are separated from categorical programs for Internal Medicine, Obstetrics and Gynecology, Pediatrics, and Surgery specialties.

In addition, the table shows the ratio of the number of positions in a specialty to the number of applicants choosing a specialty as their preferred choice.

Using Anesthesiology as an example:

- A total of 1,165 U.S. allopathic seniors ranked at least one Anesthesiology program (sum of 768 “only choice,” 348 “first choice,” and 49 “not first choice”). Anesthesiology was the “preferred choice” for 1,116 U.S. seniors (sum of 768 “only choice” and 348 “first choice”). With 1,662 positions offered, the ratio of positions to U.S. senior applicants who ranked Anesthesiology as the “preferred” choice was 1.5 to 1.
- Similarly, 828 independent applicants ranked at least one Anesthesiology program (433 plus 277 plus 118); for 710 of them Anesthesiology was the “preferred” specialty. The ratio of 1,662 positions to 710 independent applicants was 2.3 to 1.

Table 13 Applicant Choices by Specialty, 2014

Specialty	U.S. Seniors					Independent Applicants				Positions per All Applicants
	Total Positions	Preferred Choice			Positions per U.S. Senior	Preferred Choice			Positions per IA	
		Only Choice	First Choice	Not First Choice		Only Choice	First Choice	Not First Choice		
Anesthesiology	1,662	768	348	49	1.5	433	277	118	2.3	0.9
Child Neurology	155	55	29	4	1.8	26	41	52	2.3	1.0
Dermatology	414	88	375	6	0.9	105	25	7	3.2	0.7
Emergency Medicine	1,786	1,295	182	89	1.2	386	243	127	2.8	0.8
Family Medicine	3,109	1,281	95	288	2.3	1,859	815	1,662	1.2	0.8
Internal Medicine	6,859	3,183	222	369	2.0	3,947	1,962	1,641	1.2	0.7
Internal Medicine (Prelim)	1,905	69	168	1,352	8.0	49	87	1,222	14.0	5.1
Internal Medicine/Emergency Medicine	28	0	34	26	0.8	0	15	16	1.9	0.6
Internal Medicine/Pediatrics	374	209	82	43	1.3	39	79	130	3.2	0.9
Neurological Surgery	206	215	23	5	0.9	48	33	11	2.5	0.6
Neurology	723	303	86	27	1.9	218	262	199	1.5	0.8
Obstetrics and Gynecology	1,242	944	94	35	1.2	360	221	147	2.1	0.8
Obstetrics and Gynecology (Prelim)	22	0	0	51	0.0	2	5	87	3.1	3.1
Orthopaedic Surgery	695	721	117	15	0.8	95	61	23	4.5	0.7
Otolaryngology	295	295	73	8	0.8	24	33	10	5.2	0.7
Pathology-Anatomic and Clinical	597	255	6	13	2.3	361	96	134	1.3	0.8
Pediatrics	2,715	1,826	64	177	1.4	1,071	287	615	2.0	0.8
Pediatrics (Prelim)	40	0	0	25	0.0	1	2	44	13.3	13.3
Physical Medicine and Rehabilitation	391	134	97	17	1.7	233	105	81	1.2	0.7
Plastic Surgery	136	81	97	3	0.8	11	18	8	4.7	0.7
Psychiatry	1,374	645	50	56	2.0	959	275	424	1.1	0.7
Radiation Oncology	186	83	105	7	1.0	15	12	5	6.9	0.9
Radiology-Diagnostic	1,176	502	278	29	1.5	255	192	70	2.6	1.0
Surgery-General	1,210	786	243	245	1.2	354	451	303	1.5	0.7
Surgery-General (Prelim)	1,286	306	25	458	3.9	119	113	663	5.5	2.3
Thoracic Surgery	34	0	50	11	0.7	15	27	18	0.8	0.4
Vascular Surgery	51	12	25	11	1.4	11	20	11	1.6	0.8
TOTAL *	29,671	14,085	3,288	4,311		11,042	5,853	8,427		

Only choice includes applicants who ranked that specialty first on their rank order lists (ROLs) and ranked no other specialties. **First choice** includes applicants who ranked that specialty first and ranked at least one other specialty on their ROLs. **Not first choice** includes applicants who ranked another specialty first but also included that specialty on their ROLs. **Preferred choice** is defined as either only choice or first choice. Transitional Year programs were excluded from these counts because they are not considered a preference for a specific specialty.

Total Positions: includes all positions (categorical, advanced, primary care categorical, and physician) except preliminary positions offered in a specialty. Preliminary positions are reported separately.

Positions Per U.S. Senior: is the ratio of Total Positions to the number of U.S. seniors for whom that specialty was the first or only choice.

Positions Per Independent Applicant (IA): is the ratio of Total Positions to the number of independent applicants for whom that specialty was the first or only choice.

Positions Per All Applicants: is the ratio of Total Positions to the number of U.S. seniors and independent applicants for whom that specialty was the first or only choice.

Note: Specialties with fewer than 20 total positions are not displayed on this table.

* The **TOTAL** row includes all positions in all specialties.

Table 14

The 2014 Match results for U.S. seniors (“U.S.”) and independent applicants (“IA”) who ranked each specialty as their only choice can be found in Table 14 and Figure 6. Prior to 2012, Table 14 and Figure 6 reported Match results by specialty groups that included the combined specialties. For example, Internal Medicine included Internal Medicine and combined specialties such as Internal Medicine-Pediatrics. In this report, results are aggregated by specialty instead of specialty group. Preliminary positions also are reported separately.

Larger percentages of U.S. seniors than independent applicants ranked as their only choice Emergency Medicine, Orthopedic Surgery, Obstetrics and Gynecology, and Pediatrics. Larger percentages of independent applicants chose Family Medicine, Internal Medicine, and Psychiatry.

For all specialties, a larger percentage of independent applicants failed to match when compared to U.S. seniors (Figure 6). The higher proportions of unmatched U.S. seniors and independent applicants in such specialties as Neurological Surgery, Orthopedic Surgery, Otolaryngology, Dermatology, Physical Medicine and Rehabilitation, Plastic Surgery, Radiation Oncology and Surgery reflect the fact that there are significantly more applicants interested in those specialties than there are available positions. That disparity also is reflected in the high fill rates (Table 1) for those specialties.

Table 14 Match Results for U.S. Seniors and Independent Applicants Who Ranked Each Specialty as Their Only Choice, 2014

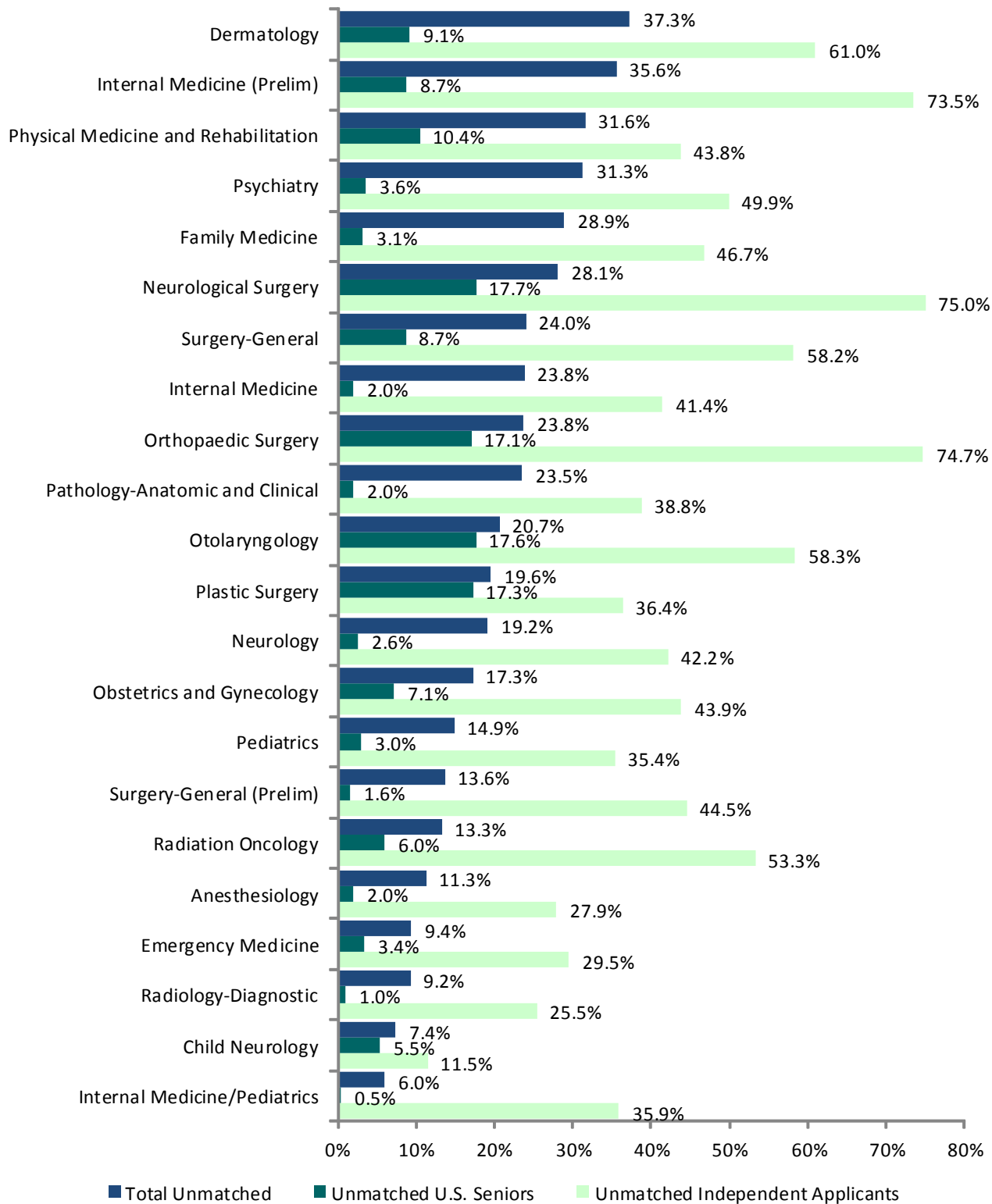
Specialty	Matched		Unmatched		Total		% of All Matched Applicants		Percent Unmatched	
	U.S.	IA	U.S.	IA	U.S.	IA	U.S.	IA	U.S.	IA
Anesthesiology	753	312	15	121	768	433	5.6	4.9	2.0	27.9
Child Neurology	52	23	3	3	55	26	0.4	0.4	5.5	11.5
Dermatology	80	41	8	64	88	105	0.6	0.6	9.1	61.0
Emergency Medicine	1,251	272	44	114	1,295	386	9.3	4.3	3.4	29.5
Family Medicine	1,241	990	40	869	1,281	1,859	9.2	15.7	3.1	46.7
Internal Medicine	3,120	2,312	63	1,635	3,183	3,947	23.2	36.6	2.0	41.4
Internal Medicine (Prelim)	63	13	6	36	69	49	0.5	0.2	8.7	73.5
Internal Medicine/Emergency Medicine	0	0	0	0	0	0	0.0	0.0	0.0	0.0
Internal Medicine/Pediatrics	208	25	1	14	209	39	1.5	0.4	0.5	35.9
Neurological Surgery	177	12	38	36	215	48	1.3	0.2	17.7	75.0
Neurology	295	126	8	92	303	218	2.2	2.0	2.6	42.2
Obstetrics and Gynecology	877	202	67	158	944	360	6.5	3.2	7.1	43.9
Obstetrics and Gynecology (Prelim)	0	1	0	1	0	2	0.0	0.0	0.0	50.0
Orthopaedic Surgery	598	24	123	71	721	95	4.5	0.4	17.1	74.7
Otolaryngology	243	10	52	14	295	24	1.8	0.2	17.6	58.3
Pathology-Anatomic and Clinical	250	221	5	140	255	361	1.9	3.5	2.0	38.8
Pediatrics	1,772	692	54	379	1,826	1,071	13.2	10.9	3.0	35.4
Pediatrics (Prelim)	0	1	0	0	0	1	0.0	0.0	0.0	0.0
Physical Medicine and Rehabilitation	120	131	14	102	134	233	0.9	2.1	10.4	43.8
Plastic Surgery	67	7	14	4	81	11	0.5	0.1	17.3	36.4
Psychiatry	622	480	23	479	645	959	4.6	7.6	3.6	49.9
Radiation Oncology	78	7	5	8	83	15	0.6	0.1	6.0	53.3
Radiology-Diagnostic	497	190	5	65	502	255	3.7	3.0	1.0	25.5
Surgery-General	718	148	68	206	786	354	5.3	2.3	8.7	58.2
Surgery-General (Prelim)	301	66	5	53	306	119	2.2	1.0	1.6	44.5
Thoracic Surgery	0	3	0	12	0	15	0.0	0.0	0.0	80.0
Vascular Surgery	12	3	0	8	12	11	0.1	0.0	0.0	72.7
TOTAL *	13,422	6,325	663	4,717	14,085	11,042	100.0	100.0	4.7	42.7

Note: Specialties with fewer than 20 total positions are not displayed on this table.

* The **TOTAL** row includes all specialties.

Figure 6

Percentages of Unmatched U.S. Seniors and Independent Applicants Who Ranked Each Specialty as Their Only Choice, 2014



Note: Specialties with fewer than 20 matched applicants are excluded from this figure (see Table 14).

Table 15

Table 15 shows the trends between 1997 and 2014 in the percentages of U.S. allopathic seniors and independent applicants matching to their first, second, third, fourth, or lower than fourth program choice on their rank order lists. The calculation of the percentages also includes the number of unmatched applicants. In earlier years the percentages were based only on matched applicants. This change was made to more accurately reflect the percentages of applicants who obtained matches at different ranks and to more clearly portray the differences between U.S. seniors and independent applicants (see Table 6 for trends in overall match rates by applicant type). The differences in the two calculations can be seen in Figure 7.

After a brief decline to below 50 percent in 2013, the percentage of U.S. seniors matched to their first-choice programs (51.6%) returned to be above 50 percent in 2014. Among independent applicants the percentage of first-choice matches increased to 29.1 percent. The percentage of U.S. seniors who were unmatched decreased from 5.5 percent in 2013 to 4.8 percent in 2014. The percentage of unmatched independent applicants, 41.6 percent, was among the lowest since 1997.

Figure 7 compares the percentage of applicants matched to programs by rank choice in the 2014 Match using both the matched applicants (top two figures) and all applicants (bottom two figures) calculations. As the bottom two figures show, a significantly higher percentage of U.S. allopathic seniors matched to their first-choice programs compared to independent applicants, and a significantly higher percentage of independent applicants did not match at all.

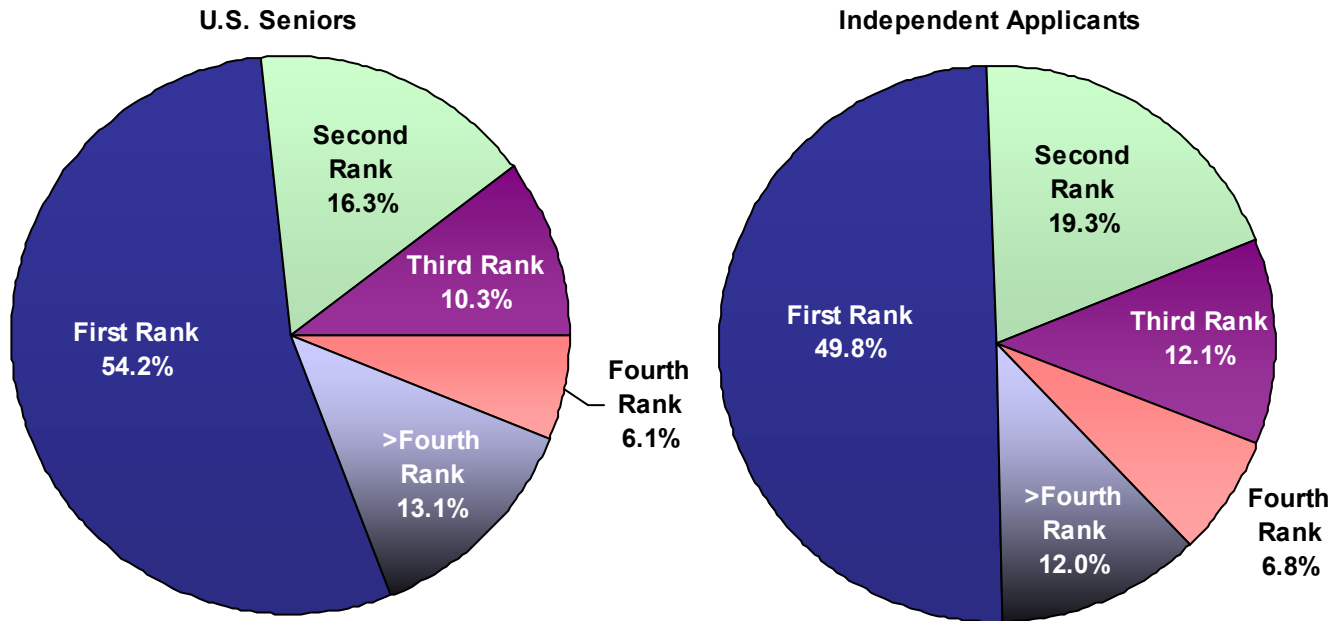
Table 15 Matches from U.S. Seniors' and Independent Applicants' Rank Order Lists, 1997 - 2014

Year	First Rank		Second Rank		Third Rank		Fourth Rank		> Fourth Rank		Unmatched	
	No.	% of Matches	No.	% of Matches	No.	% of Matches	No.	% of Matches	No.	% of Matches	No.	%
U.S. Seniors												
1997	8,079	55.3	2,182	14.9	1,311	9.0	761	5.2	1,369	9.4	912	6.2
1998	8,028	54.9	2,283	15.6	1,332	9.1	802	5.5	1,398	9.6	767	5.2
1999	8,455	57.9	2,181	14.9	1,234	8.4	774	5.3	1,277	8.7	686	4.7
2000	8,542	59.5	2,102	14.6	1,187	8.3	656	4.6	1,209	8.4	662	4.6
2001	8,393	58.1	2,149	14.9	1,199	8.3	698	4.8	1,314	9.1	702	4.9
2002	8,370	58.4	2,130	14.9	1,289	9.0	687	4.8	1,249	8.7	611	4.3
2003	8,482	59.2	2,135	14.9	1,144	8.0	701	4.9	1,133	7.9	737	5.1
2004	8,510	58.3	2,138	14.6	1,188	8.1	659	4.5	1,243	8.5	871	6.0
2005	8,729	59.3	2,091	14.2	1,219	8.3	655	4.5	1,267	8.6	758	5.1
2006	8,551	57.0	2,198	14.6	1,286	8.6	734	4.9	1,451	9.7	788	5.3
2007	8,442	55.5	2,266	14.9	1,367	9.0	797	5.2	1,537	10.1	797	5.2
2008	8,692	57.0	2,280	15.0	1,300	8.5	738	4.8	1,505	9.9	727	4.8
2009	8,318	53.2	2,394	15.3	1,355	8.7	788	5.0	1,887	12.1	896	5.7
2010	8,462	52.7	2,468	15.4	1,471	9.2	852	5.3	1,869	11.6	948	5.9
2011	8,707	52.6	2,531	15.3	1,547	9.3	913	5.5	2,006	12.1	855	5.2
2012	8,946	54.1	2,467	14.9	1,500	9.1	904	5.5	2,015	12.2	695	4.2
2013	8,672	49.6	2,650	15.2	1,700	9.7	1,100	6.3	2,402	13.7	963	5.5
2014	8,970	51.6	2,691	15.5	1,710	9.8	1,001	5.8	2,163	12.4	839	4.8
Independent Applicants												
1997	2,458	21.0	901	7.7	510	4.4	355	3.0	705	6.0	6,780	57.9
1998	2,532	21.5	911	7.8	522	4.4	292	2.5	613	5.2	6,880	58.6
1999	2,713	22.9	897	7.6	540	4.6	312	2.6	534	4.5	6,859	57.9
2000	2,956	27.6	1,067	10.0	515	4.8	304	2.8	409	3.8	5,447	50.9
2001	2,887	30.3	1,002	10.5	531	5.6	304	3.2	458	4.8	4,344	45.6
2002	2,858	31.3	1,047	11.5	621	6.8	305	3.3	468	5.1	3,824	41.9
2003	3,163	32.8	1,230	12.8	593	6.2	373	3.9	500	5.2	3,774	39.2
2004	3,277	30.8	1,225	11.5	741	7.0	409	3.8	622	5.8	4,363	41.0
2005	3,368	31.7	1,256	11.8	684	6.4	418	3.9	691	6.5	4,212	39.6
2006	3,226	27.6	1,222	10.4	718	6.1	434	3.7	804	6.9	5,303	45.3
2007	3,365	26.4	1,326	10.4	736	5.8	477	3.7	871	6.8	5,963	46.8
2008	3,524	26.1	1,383	10.2	797	5.9	449	3.3	880	6.5	6,462	47.9
2009	3,501	24.6	1,446	10.1	858	6.0	501	3.5	877	6.2	7,067	49.6
2010	3,438	23.8	1,437	9.9	810	5.6	475	3.3	1,025	7.1	7,288	50.4
2011	3,471	24.7	1,431	10.2	840	6.0	498	3.5	950	6.8	6,840	48.8
2012	3,735	25.2	1,553	10.5	888	6.0	509	3.4	890	6.0	7,253	48.9
2013	4,503	26.7	1,787	10.6	1,150	6.8	695	4.1	1,307	7.7	7,426	44.0
2014	4,909	29.1	1,909	11.3	1,195	7.1	672	4.0	1,182	7.0	7,029	41.6

Figure 7

Percent of Matches by Choice and Type of Applicant, 2014

Matched Applicants



All Applicants

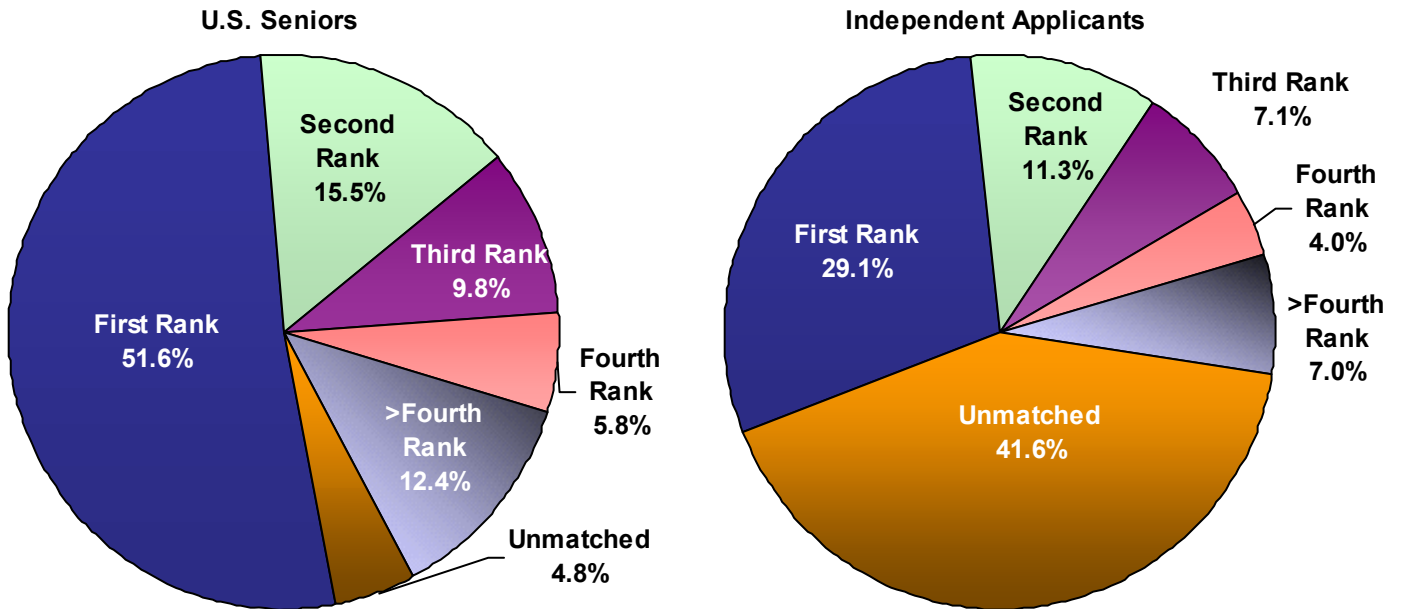


Table 16

Couples have been able to participate together in the Main Residency Match since 1984. The two partners identify themselves as a couple to the NRMP and submit rank order lists of identical length. The algorithm treats the two lists as a unit, matching the couple to the highest pair of program choices where both partners obtain a match.

Table 16 presents the number of couples in the Match and the outcomes. Match rates were calculated as the number of individual matches divided by the total number of individuals. In 2014, 1,850 applicants (925 couples) participated in the Match as couples, slightly lower than the 2013 all-time high of 1,870. Couples enjoy great success, with match rates above 90 percent every year since 1984. In 2014, the match rate for couples was 94.2 percent. About 79 percent of couples are U.S. seniors, and their match rates are quite similar to those of their classmates, varying within 1 or 2 percentage points each year.

Couples have the option of one partner indicating a willingness to go unmatched at a specific rank on the rank order list if the partner matches to the program linked to that rank. Table 16 shows the number of couples matched with this option in the *One Matched* column (56 in 2014).

Table 16**Number of Couples in the Match and Match Outcome, 1987 - 2014**

Year	Couples	Individuals	Both Matched	One Matched	Neither Matched	Match Rate %
1987	347	694	316	14	17	93.1
1988	388	776	355	19	14	93.9
1989	421	842	384	21	16	93.7
1990	397	794	356	20	21	92.2
1991	377	754	349	17	11	94.8
1992	461	922	412	20	29	91.5
1993	427	854	384	27	16	93.1
1994	446	892	391	35	20	91.6
1995	499	998	433	33	33	90.1
1996	504	1,008	446	20	38	90.5
1997	535	1,070	479	29	27	92.2
1998	525	1,050	481	27	17	94.2
1999	536	1,072	496	27	13	95.1
2000	508	1,016	475	18	15	95.3
2001	561	1,122	518	25	18	94.6
2002	543	1,086	507	19	17	95.1
2003	570	1,140	529	22	19	94.7
2004	641	1,282	584	36	21	93.9
2005	606	1,212	552	39	15	94.3
2006	610	1,220	552	36	22	93.4
2007	621	1,242	553	36	32	91.9
2008	738	1,476	667	47	24	93.6
2009	788	1,576	706	55	27	93.1
2010	808	1,616	730	50	28	93.4
2011	809	1,618	739	53	17	94.6
2012	878	1,756	804	54	19	94.6
2013	935	1,870	868	44	23	95.2
2014	925	1,850	843	56	26	94.2

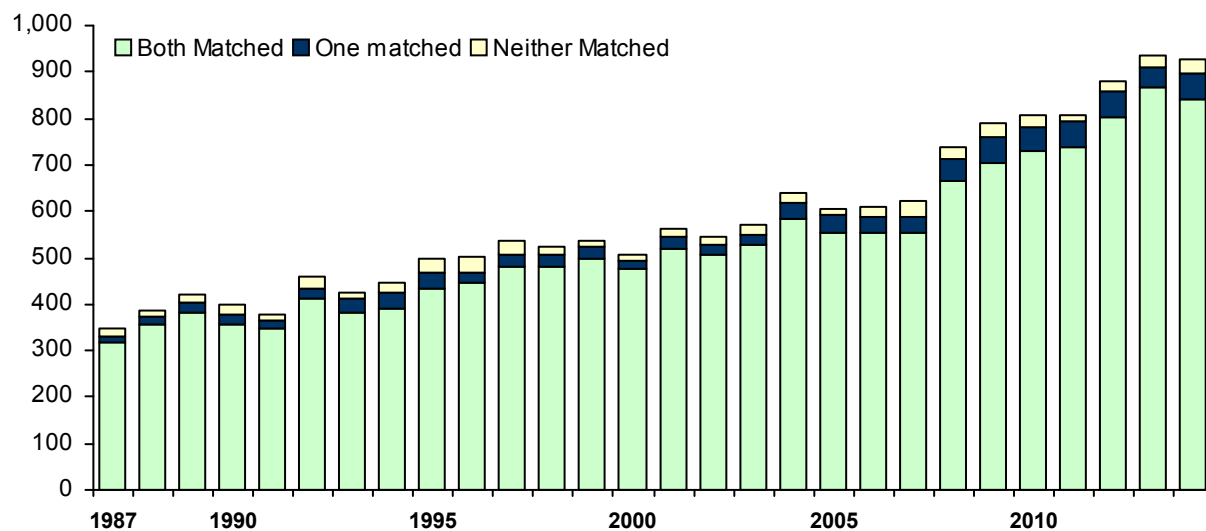
Figure 8**Number of Couples in the Match and Match Outcome, 1987-2014**

Table 17

Table 17 displays by specialty the average number of ranked applicants needed to fill each position within programs. Only programs that filled all of their positions are included in the calculations. Specialties with fewer than 5 programs that filled all positions also were excluded to maintain their anonymity. Although this measure is affected by such factors as the number and geographic distribution of programs as well as the number of programs ranked per applicant, it is a rough measure of specialty competitiveness. It may be more appropriate to interpret the data within each specialty across time and less appropriate to compare across specialties, especially for specialties with a large proportion of programs that do not fill.

Using Anesthesiology as an example, on average programs ranked 7.0 applicants to fill each position in the 2014 Match. That figure represents a decrease of 0.6 ranked applicants per filled position when compared with the 2013 average of 7.6.

Table 17 Average Number of Ranked Applicants Needed to Fill Each Position by Specialty, 2010 - 2014

Specialty	Average Number of Ranked Applicants Per Position Needed to Fill All Positions within Programs**				
	2014	2013	2012	2011	2010
PGY- 1					
Anesthesiology	7.0	7.6*	7.5	8.0	7.5
Child Neurology	5.1	4.5*	3.9*	--	--
Dermatology	3.1	3.8*	5.1	4.1	4.7
Emergency Medicine	6.3	5.7	6.3	5.7	6.2
Family Medicine	5.6	5.2	5.2	5.1	4.9
Internal Medicine (Categorical)	6.5	5.7	6.4	5.9	5.7
Medicine-Dermatology	2.0	4.1	3.8	3.7	2.4
Medicine-Emergency Med	3.2	4.7	4.4	3.5	2.8
Medicine-Pediatrics	6.2	5.4	5.8	4.5	4.7
Medicine-Preliminary (PGY-1 Only)	6.8	7.1	6.3	6.5	6.1
Medicine-Preventive Med	--	--	--	3.9	--
Medicine-Primary	9.7	7.5	13.2	15.2	8.2
Medicine-Psychiatry	3.6	2.6	3.9	3.2	3.4
Neurological Surgery	5.0	4.8	5.1	5.0	4.0
Neurology	5.7	5.6	5.3	5.5	5.4
Obstetrics-Gynecology	4.9	4.6*	5.3	5.4	4.3
OB/GYN-Preliminary (PGY-1 Only)	17.7	11.3	16.6	--	--
Orthopedic Surgery	4.4	4.8*	4.8	4.5	4.0
Otolaryngology	4.9	4.4	5.1	5.1	5.3
Pathology	4.9	4.4	4.9	4.7	4.3
Pediatrics (Categorical)	6.9	6.6	7.0	6.7	6.6
Pediatrics-Anesthesiology	2.4	--	--	--	--
Pediatrics-Medical Genetics	1.8	2.2	2.4	1.0	--
Pediatrics-Preliminary	3.3	3.0	2.5	2.6	2.2
Pediatrics-Primary	8.0	8.1	5.8	4.7	4.6
Peds/Psych/Child Psych	2.5	2.4	4.0	4.6	2.6
Physical Medicine & Rehab	4.7	4.2*	3.9	5.4	3.8
Plastic Surgery (Integrated)	4.4	4.8	4.4	2.8	2.9
Psychiatry (Categorical)	4.9	4.7*	4.9	4.7	4.5
Psychiatry-Family Medicine	2.3	2.6	2.9	2.4	1.7
Radiation Oncology	7.7	5.3*	6.1	6.7	5.6
Radiology-Diagnostic	8.4	7.4*	9.8	10.0	6.6
Surgery (Categorical)	5.1	4.8	5.1	4.5	4.4
Surgery-Preliminary (PGY-1 Only)	2.6	2.4	2.6	2.4	2.0
Thoracic Surgery	3.7	3.0	2.9	2.4	2.0
Transitional (PGY-1 Only)	4.2	5.1	4.5	4.6	4.2
Vascular Surgery	4.0	4.6	4.0	3.9	3.2
PGY- 2					
Anesthesiology	15.4	13.5	13.1	14.9	11.6
Child Neurology	5.9	4.2	4.6	--	--
Dermatology	3.6	3.6	4.1	3.8	3.8
Neurology	7.7	7.9	8.1	6.0	5.9
Physical Medicine & Rehab	5.9	4.7	5.5	5.4	6.0
Plastic Surgery	--	4.6	4.8	3.1	3.1
Radiation Oncology	4.9	5.8	3.3	3.9	4.0
Radiology-Diagnostic	8.4	7.9	8.3	7.1	6.1
Physician (R)*					
Anesthesiology	2.1	1.5	--	--	--
Child Neurology	1.2	1.8	1.9	--	--
Dermatology	1.1	1.9	--	--	--
Neurology	1.5	1.6	--	--	--
Physical Medicine & Rehab	1.4	1.2	--	--	--
Psychiatry	1.5	1.6	--	--	--
Radiation Oncology	--	1.0	--	--	--
Radiology-Diagnostic	2.4	1.4	--	--	--

* Physician (R) positions are PGY-2 positions starting in the year of the Match that are reserved for applicants who have had prior graduate medical education. Physician positions are not available to senior medical students. In previous Results and Data Reports, the numbers of R positions were small and they were included in the categorical position counts. In this report, R positions are listed separately for the entire five-year period.

** Only those programs that filled all positions were included in the calculations. Specialties with fewer than 5 programs that filled all positions were excluded from this table to maintain anonymity.

Tables 18 and 19

In 2012, NRMP launched the Match Week Supplemental Offer and Acceptance Program® (SOAP®) to replace the "Scramble" and to streamline the process for unmatched applicants and the directors of unfilled programs. During SOAP, eligible applicants use ERAS® to apply to programs with unfilled positions. Programs interview applicants and create preferences lists in the NRMP Registration, Ranking, and Results® (R3®) system, which offers positions to applicants in order of the program's preference through a series of offer rounds.

The universe of SOAP-eligible applicants is slightly different from that of unmatched active applicants. An applicant is eligible for SOAP if the applicant is 1) registered for the Main Residency Match, 2) eligible to enter graduate medical education on July 1 in the year of the Match, and 3) fully unmatched or partially matched (i.e., with only a preliminary or an advanced position). Applicants who did not submit rank order lists also are eligible to participate in SOAP if they meet those criteria.

In 2014, 13,276 applicants were SOAP-eligible, 486 fewer than in 2013 (Table 19). The majority of the decrease was due to fewer non-U.S. citizen IMGs (288 fewer) and students/graduates of osteopathic medical schools (125 fewer). In both years, non-U.S. citizen IMGs constituted the majority of SOAP participants (more than 40%). U.S. citizen IMGs make up more than one-quarter of SOAP participants, followed by U.S. seniors (15% in both years).

In 2014, 455 of 540 unfilled programs elected to participate in SOAP, offering 1,067 of the 1,181 positions not filled when the matching algorithm was processed (Table 18). More than half (51.8%) of the SOAP positions were PGY-1 only: 426 Preliminary Surgery, 76 Preliminary Medicine, 9 Preliminary Obstetrics and Gynecology, 8 Preliminary Pediatrics, and 34 Transitional Year. Other specialties with significant numbers of SOAP positions were Family Medicine (130), Diagnostic Radiology (15 categorical, 53 advanced, and 4 physician), Anesthesiology (25 categorical, 31 advanced, and 7 physician), Internal Medicine (57), and Pathology (51).

During SOAP, offers are extended to applicants based upon the number of unfilled positions remaining in the program, and a position can be re-offered if an offer from a prior round has been rejected or has expired. In 2014, a total of 1,531 offers were sent to applicants; of those, 998 were accepted, 470 were rejected, and 63 expired (Figure 9). By the conclusion of SOAP, 93.5 percent (998 of 1,067) of the positions had been filled, the same percentage as in 2013.

U.S. seniors accepted the majority of positions (609 of 998) filled during SOAP. Although U.S. seniors accepted more positions in 2014 than in 2013, the proportions of positions accepted by U.S. seniors among all applicants was actually lower in 2014 (61.0% in 2014 compared to 67.8% in 2013).

Table 18

Participating Programs and Positions Filled in SOAP, 2013 - 2014

Specialty	2014				2013			
	Participating Programs	Available Positions	Filled Programs	Filled Positions	Participating Programs	Available Positions	Filled Programs	Filled Positions
PGY-1 Positions								
Anesthesiology	10	25	9	24	10*	26*	10	26*
Child Neurology	6	6	4	4	5*	6*	3*	3*
Emergency Medicine	4	12	4	12	1	1	1	1
Family Medicine	62	130	60	127	59	123	54	118
Internal Medicine (Categorical)	20	57	19	56	12	31	10	29
Medicine-Anesthesiology	1	1						
Medicine-Pediatrics	6	9	6	9	3	3	3	3
Medicine-Preliminary (PGY-1 Only)	33	76	32	70	31	63	27	59
Medicine-Primary	1	2	1	2	1	1	1	1
Medicine-Psychiatry	1	2	1	2				
Neurological Surgery					1	1	1	1
Neurology	3	4	2	3	4*	7*	3*	6*
Obstetrics-Gynecology	3	5	3	5	2	3	2	3
OB/GYN-Preliminary (PGY-1 Only)	7	9	7	9	5	8	5	8
Orthopedic Surgery	2	2						
Otolaryngology					1	2	1	2
Pathology	31	51	22	42	14	20	13	19
Pediatrics (Categorical)	4	13	4	13	6	10	5	8
Pediatrics-Anesthesiology	1	1			1	1	1	1
Pediatrics-Preliminary	5	8	5	8	4	4	4	4
Peds/Psych/Child Psych	1	1	1	1				
Plastic Surgery (Integrated)					1	1	1	1
Psychiatry (Categorical)	14	31	14	31	6*	12*	5*	11*
Radiology-Diagnostic	7	15	7	15	6*	11*	6*	11*
Surgery (Categorical)	4	7	3	6	2*	4*	2	4
Surgery-Preliminary (PGY-1 Only)	129	426	115	406	133	446	125	437
Transitional (PGY-1 Only)	8	34	8	34	9	28	9	28
Vascular Surgery	3	3	3	3	1	1	1	1
Total - PGY-1	366	930	330	882	318	813	293	785
PGY-2 Positions								
Anesthesiology	13	31	11	28	7	13	6	12
Child Neurology	6	7	4	5	6	9	2	4
Dermatology	2	3	1	2	3	3	2	2
Neurodevelopmental Disabilities					1	1	1	1
Neurology	6	10	6	10	5	9	5	9
Nuclear Medicine	1	1	1	1	2	2	2	2
Radiation Oncology	1	1	1	1	6	6	5	5
Radiology-Diagnostic	31	53	29	51	28	46	27	45
Total - PGY-2	60	106	53	98	58	89	50	80
Physician (R) Positions**								
Anesthesiology	6	7	5	6	3	5		2
Child Neurology	8	8	2	2	9	10	1	1
Neurology	5	6	3	4	6	8	3	3
Psychiatry	6	6	4	4	9	11	4	5
Radiology-Diagnostic	4	4	2	2	2	2	2	2
Surgery					1	1		
Total - Physician	29	31	16	18	30	37	10	13
Grand Total	455	1,067	399	998	406	939	353	878

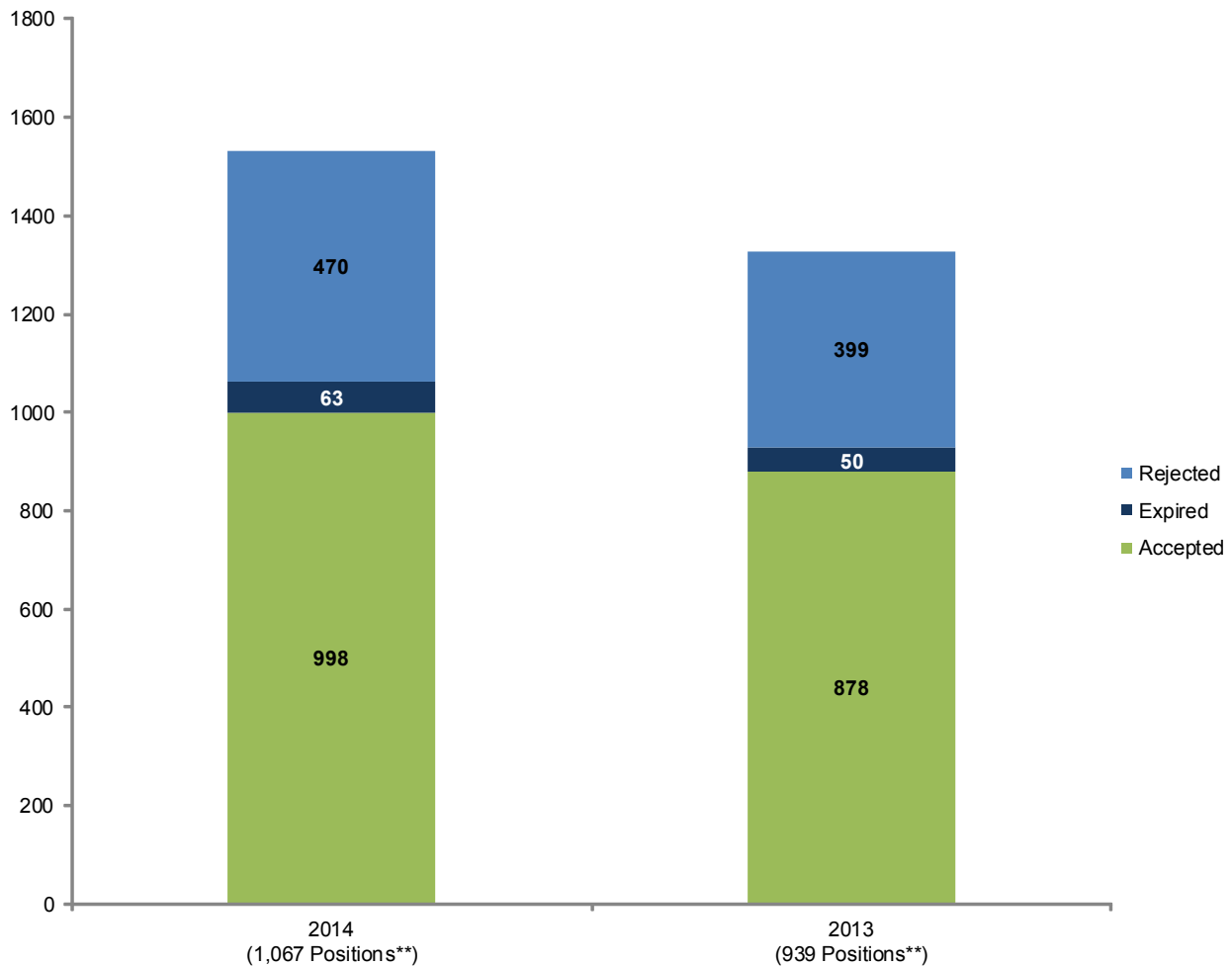
* Physician (R) positions were listed separately.

** Physician (R) positions are PGY-2 positions starting in the year of the Match that are reserved for applicants who have had prior graduate medical education. Physician positions are not available to senior medical students. In previous Results and Data Reports, the numbers of R positions were small and they were included in the categorical position counts. In this report, R positions are listed separately.

Table 19**SOAP Applicants Accepting Positions by Type, 2013 - 2014**

Applicant Type	2014			2013		
	Eligible Applicants	Positions Accepted	Unique Applicants Accepting Positions	Eligible Applicants	Positions Accepted	Unique Applicants Accepting Positions
Seniors of U.S. Allopathic Medical Schools	2,050	609	583	2,076	595	571
Previous Graduates of U.S. Allopathic Medical Schools	1,025	99	98	1,045	67	66
U.S. Citizen Students/Graduates of International Medical Schools	3,724	95	94	3,745	74	74
Non-U.S. Citizen Students/Graduates of International Medical Schools	5,688	81	80	5,976	52	52
Students/Graduates of Osteopathic Medical Schools	752	114	113	877*	90	88
Students/Graduates of Canadian Medical Schools	12	0	0	10	0	0
Students/Graduates of Fifth Pathway Programs	25	0	0	33	0	0
Total	13,276	998	968	13,762*	878	851

* Revised

Figure 9 Offers Extended in SOAP,* 2013-2014

*When an applicant accepts a position, the system creates an automatic rejection of position offers for which the applicant no longer is eligible.

**A position may be offered in multiple rounds if it has not been accepted.

NRMP Program Results lists every hospital that participated in the Main Residency Match, along with the number of positions offered and filled for each of the institution's programs.

Sponsoring institutions are arranged alphabetically within state. The listing includes the institution name (abbreviated in some instances); the program code, which identifies each program; the quota (the number of positions offered by the program); and the number of applicants matched with that program.

There are three reasons why a program that ranked an adequate number of applicants did not fill its quota: (1) the applicants preferred other programs offering positions; (2) the applicants did not rank the program; or (3) the applicants had withdrawn from the Match.

There are also three reasons why applicants may not be matched with their most preferred program: (1) the program was filled with applicants it preferred; (2) the program did not rank the applicant; or (3) the program had withdrawn from the Match.

The following types of programs are offered through the NRMP:

- Categorical (C) positions are positions in programs that expect applicants who enter in their first post graduate year to complete the training required for certification in that specialty, provided their performance is satisfactory. Categorical programs in primary care Medicine and primary care Pediatrics are designated by (M) to distinguish them from regular Medicine and Pediatrics programs.
- Preliminary (P) positions are for one or two years of training needed as a prerequisite for entering advanced positions in specialty programs that require one or more years of broad clinical training. Internal Medicine, Surgery, and Transitional programs commonly offer preliminary positions.
- Advanced (A) positions (beginning in 2015) are positions in specialty programs that begin after completion of one or more years of preliminary training. Applicants without prior graduate medical education can apply for those positions while also applying for preliminary positions that are compatible with their plans.
- Physician (R) positions are PGY-2 positions starting in the year of the Match that are reserved

for physicians who have had prior graduate medical education. Physician positions are not available to U.S. senior medical students.

NRMP Program Code Structure

The NRMP program code is a **9-character** code based on the following criteria.

- The first four characters are the Institution Code.
- The fifth through the seventh characters represent the specialty code obtained from the first three digits of the program's ACGME Code and designates the specialty.
- The eighth character represents the program type:
 - P - Preliminary program
 - C - Categorical program
 - M - Primary program
 - A - Advanced program
 - R - Physician program
 - F - Fellowship program
- The ninth character represents the track:
 - 0 - first program/track in the specialty and program type at the institution
 - 1 - second program/track in the same specialty and program type at the same institution (i.e. 34th Street Clinic)
 - 2 - third program/track in the same specialty and program type at the same institution (i.e. Rural Clinic).

Examples:

Institution: **3099** - University at Buffalo SOM
ACGME Code: **120-35-21-489** - Family Medicine
Program Type: **C** - Categorical

First Track: **0** - Buffalo General Hospital
(Main Program)

Program Code: 3099120C0

Second Track: **1** - Erie County Medical Center
Program Code: 3099120C1

Third Track: **2** - Millard Fillmore Suburban Hospital
Program Code: 3099120C2

Note: See ACGME Specialty Codes on the following page.

ACGME SPECIALTY CODES AND DESCRIPTIONS 5th, 6th, and 7th Characters of the NRMP Program Code

SPECIALTY CODE	SPECIALTY DESCRIPTION
040	Anesthesiology
080	Dermatology
110	Emergency Medicine
120	Family Medicine
130	Medical Genetics
140	Internal Medicine
160	Neurological Surgery
180	Neurology
185	Child Neurology (Neurology)
186	Neurodevelopmental Disabilities
200	Nuclear Medicine
220	Obstetrics and Gynecology
260	Orthopaedic Surgery
280	Otolaryngology
300	Pathology-Anatomic and Clinical
320	Pediatrics
340	Physical Medicine and Rehabilitation
360	Plastic Surgery
362	Plastic Surgery (Integrated)
380	Preventive Medicine
400	Psychiatry
420	Radiology-Diagnostic
430	Radiation Oncology
440	Surgery-General
451	Vascular Surgery
461	Thoracic Surgery
480	Urology
700	Internal Medicine/Pediatrics
705	Internal Medicine/Emergency Medicine
715	Internal Medicine/Psychiatry
720	Psychiatry/Family Medicine
725	Pediatrics/Emergency Medicine
726	Pediatrics/Anesthesiology
730	Pediatrics/Psychiatry/Child and Adolescent Psychiatry
735	Pediatrics/Physical Medicine and Rehabilitation
740	Internal Medicine/Family Medicine
742	Internal Medicine/Anesthesiology
745	Internal Medicine/Neurology
751	Internal Medicine/Preventive Medicine
752	Family Medicine/Preventive Medicine
755	Psychiatry/Neurology
765	Pediatrics/Medical Genetics
766	Internal Medicine/Medical Genetics
770	Diagnostic Radiology/Nuclear Medicine/Nuclear Radiology
785	Internal Medicine/Dermatology
795	Emergency Medicine/Family Medicine
999	Transitional Year

NRMP Program Results 2014 Main Residency Match®

ALABAMA

Baptist Health System-AL

Birmingham	Code	Quota	Matched
Internal Medicine	1903140C0	11	9
Medicine-Preliminary	1903140P0	4	4
Pathology	1903300C0	3	3
Radiology-Diagnostic	1903420C0	3	3
General Surgery	1903440C0	4	4
Surgery-Preliminary	1903440P0	5	4
Transitional	1903999P0	16	16

Cahaba Medical Care-AL

Centreville	Code	Quota	Matched
Family Medicine	1590120C0	4	4

Montgomery Fam Med Res-AL

Montgomery	Code	Quota	Matched
Family Medicine	3082120C0	8	8

Selma Fam Med Res-AL

Selma	Code	Quota	Matched
Family Medicine	3061120C0	5	5

St Vincents East-AL

Birmingham	Code	Quota	Matched
Family Medicine	3060120C0	5	3

U Alabama Med Ctr-Birmingham

Birmingham	Code	Quota	Matched
Anesthesiology	1007040A0	6	6
Anesthesiology	1007040C0	15	15
Dermatology	1007080A0	4	4
Emergency Medicine	1007110C0	10	10
Internal Medicine	1007140C0	36	36
IM-ABIM Research Pathway	1007140C2	1	1
Medicine-Preliminary	1007140P0	5	5
Neurological Surgery	1007160C0	3	3
Neurology	1007180C0	6	6
Child Neurology	1007185C0	1	1
Obstetrics-Gynecology	1007220C0	8	8
Orthopaedic Surgery	1007260C0	6	6
Otolaryngology	1007280C0	3	3
Pathology	1007300C0	6	6
Pediatrics	1007320C0	22	22
Phys Medicine & Rehab	1007340A0	4	4
Psychiatry	1007400C0	9	9
Radiology-Diagnostic	1007420A0	9	9
Radiation-Oncology	1007430A0	3	3
Radiation Oncology	1007430R0	1	0
General Surgery	1007440C0	10	10
Vascular Surgery	1007451C0	1	1
Medicine-Pediatrics	1007700C0	4	4
Pediatrics-Medical Genetics	1007765C0	1	0
Medicine-Medical Genetics	1007766C0	1	0

U Alabama Med Ctr-Montgomery

Montgomery	Code	Quota	Matched
Internal Medicine	1009140C0	9	9
Medicine-Preliminary	1009140P0	2	2

U Alabama SOM-Huntsville

Huntsville	Code	Quota	Matched
Family Medicine	2947120C0	12	12
Internal Medicine	2947140C0	8	8

U Alabama SOM-Tuscaloosa

Tuscaloosa	Code	Quota	Matched
Family Medicine	2955120C0	15	15

U South Alabama Hospitals

Mobile	Code	Quota	Matched
Family Medicine	1852120C0	6	3
Internal Medicine	1852140C0	14	12
Medicine-Preliminary	1852140P0	4	4
Med-Prelim/Neurology	1852140P1	2	2
Neurology	1852180A0	2	2
Obstetrics-Gynecology	1852220C0	4	4
Orthopaedic Surgery	1852260C0	3	3
Pathology	1852300C0	3	2
Pediatrics	1852320C0	12	12
Psychiatry	1852400C0	4	4
Radiology-Diagnostic	1852420A0	5	3
General Surgery	1852440C0	5	5
Medicine-Pediatrics	1852700C0	3	3

ALASKA

Alaska Family Med/Providence Hosp

Anchorage	Code	Quota	Matched
Family Medicine	1313120C0	10	10

ARIZONA

Banner Good Samaritan Med Ctr-AZ

Phoenix	Code	Quota	Matched
Family Medicine	1011120C0	8	8
Internal Medicine	1011140C0	22	22
Medicine-Preliminary	1011140P0	11	11
Obstetrics-Gynecology	1011220C0	8	8
Orthopaedic Surgery	1011260C0	4	4
Psychiatry	1011400C0	5	5
General Surgery	1011440C0	6	6
Surgery-Preliminary	1011440P1	6	2
Medicine-Pediatrics	1011700C0	6	6

Maricopa Med Ctr-AZ

Phoenix	Code	Quota	Matched
Emergency Medicine	1898110C0	14	14
Internal Medicine	1898140C0	17	17
Medicine-Preliminary	1898140P0	4	4
Ob-Gyn/Phoenix Integ	1898220C0	8	8
Ob-Gyn/Preliminary	1898220P0	1	1
Psychiatry	1898400C0	5	5
Radiology-Diagnostic	1898420A0	3	3
General Surgery	1898440C0	4	4
Surgery-Preliminary	1898440P2	9	3

Mayo School of Grad Med Educ-AZ

Scottsdale	Code	Quota	Matched
Anesthesiology	3200040C0	3	3
Dermatology	3200080C0	2	2
Internal Medicine	3200140C0	11	11

NRMP Program Results 2014 Main Residency Match®

Mayo School of Grad Med Educ-AZ (Continued)

Neurology	3200180C0	3	3
Otolaryngology	3200280C0	2	2
Radiology-Diagnostic	3200420A0	4	4
Radiation Oncology	3200430C0	1	1
General Surgery	3200440C0	4	4
Surgery-Preliminary	3200440P0	4	4

Phoenix Baptist Hospital-AZ

Phoenix	Code	Quota	Matched
Family Medicine	2002120C0	7	7

Phoenix Childrens Hospital-AZ

Phoenix	Code	Quota	Matched
Child Neurology	2952185C0	2	2
Pediatrics	2952320C0	32	32

Scottsdale Healthcare-Osborn-AZ

Scottsdale	Code	Quota	Matched
Family Medicine	2967120C0	9	9

St Josephs Hospital-AZ

Phoenix	Code	Quota	Matched
Family Medicine	1012120C0	8	2
Internal Medicine	1012140C0	8	8
Neurological Surgery	1012160C0	4	4
Neurology	1012180A0	1	1
Neurology	1012180C0	6	6
Neurology/PGY-2 July 2014	1012180R0	1	0
Radiology-Diagnostic	1012420A0	4	4
General Surgery	1012440C0	3	3
Surgery-Preliminary	1012440P0	2	1

Tucson Hospitals Med Ed-AZ

Tucson	Code	Quota	Matched
Transitional	1014999P0	12	12

U Arizona Affil Hospitals

Tucson	Code	Quota	Matched
Anesthesiology	1015040A0	14	14
Dermatology	1015080A2	2	2
Emergency Medicine	1015110C0	15	15
Family Medicine	1015120C0	8	8
Internal Medicine	1015140C0	31	31
Medicine-Preliminary	1015140P0	9	9
Neurological Surgery	1015160C0	1	1
Neurology	1015180C0	4	4
Obstetrics-Gynecology	1015220C0	4	4
Orthopaedic Surgery	1015260C0	3	3
Otolaryngology	1015280C0	1	1
Pathology	1015300C0	4	4
Pediatrics	1015320C0	16	16
Psychiatry	1015400C0	6	6
Radiology-Diagnostic	1015420A0	9	9
Radiation-Oncology	1015430A0	1	1
General Surgery	1015440C0	8	8
Surgery-Preliminary	1015440P0	8	8
Surg-Prelim/Urology	1015440P1	2	2
Vascular Surgery	1015451C0	1	1
Pediatrics-Emergency Med	1015725C0	3	3

U Arizona COM at South Campus

Tucson	Code	Quota	Matched
Emergency Medicine	1371110C0	6	6
Family Medicine	1371120C0	8	8
Internal Medicine	1371140C0	10	10
Neurology	1371180C0	2	2
Psychiatry	1371400C0	6	6

Yuma Regional Med Ctr-AZ

Yuma	Code	Quota	Matched
Family Medicine	1488120C0	6	6

ARKANSAS

U Arkansas-Little Rock

Little Rock	Code	Quota	Matched
Anesthesiology	1018040C0	14	14
Dermatology	1018080C0	2	2
Dermatology - PGY2	1018080R0	1	1
Emergency Medicine	1018110C0	10	10
Family Medicine	1018120C0	5	5
Internal Medicine	1018140C0	20	20
Medicine-Preliminary	1018140P0	2	2
Neurological Surgery	1018160C0	1	1
Neurology	1018180C0	4	4
Child Neurology	1018185C0	1	1
Obstetrics-Gynecology	1018220C0	5	5
Orthopaedic Surgery	1018260C0	4	4
Otolaryngology	1018280C0	3	3
Pathology	1018300C0	3	3
Pediatrics	1018320C0	25	25
Phys Medicine & Rehab	1018340C0	4	4
Psychiatry	1018400C0	8	8
Psych/NW AR Comm-Based Trk	1018400C1	0	0
Radiology-Diagnostic	1018420C0	8	8
Diag Rad/DIRECT Path	1018420C1	0	0
Diag Rad/NuRad	1018420C3	1	0
General Surgery	1018440C0	5	5
Surgery-Preliminary	1018440P0	5	3
Vascular Surgery	1018451C0	1	1
Medicine-Pediatrics	1018700C0	5	3

UAMS-Regional Programs-AR

Little Rock	Code	Quota	Matched
Family Medicine/Fayetteville	1582120C0	10	10
Family Medicine/Fort Smith	1582120C1	10	10
Family Medicine/Jonesboro	1582120C2	8	8
Family Medicine/Magnolia	1582120C3	3	3
Family Medicine/Pine Bluff	1582120C4	8	8
Family Medicine/Texarkana	1582120C5	8	8

CALIFORNIA

Alameda Co Med Ctr-CA

Oakland	Code	Quota	Matched
Emergency Medicine	1041110C0	10	10
Internal Medicine	1041140C0	10	10
Medicine-Primary	1041140M0	6	6
Medicine-Preliminary	1041140P0	13	13

NRMP Program Results 2014 Main Residency Match®

Arrowhead Reg Med Ctr-CA

Colton	Code	Quota	Matched
Family Medicine	1047120C0	13	13
General Surgery	1047440C0	4	4

CA Pacific Med Center

San Francisco	Code	Quota	Matched
Internal Medicine	1061140C0	14	14
Medicine-Preliminary	1061140P0	14	14
Psychiatry	1061400C0	4	4
Radiation Oncology	1061430A0	1	1

California Hosp Med Ctr

Los Angeles	Code	Quota	Matched
Family Medicine	2092120C0	8	8

Cedars-Sinai Medical Center-CA

Los Angeles	Code	Quota	Matched
Anesthesiology	1030040C0	8	8
Internal Medicine	1030140C0	33	33
Medicine-Preliminary	1030140P0	5	5
Neurological Surgery	1030160C0	1	1
Neurology	1030180A0	3	3
Obstetrics-Gynecology	1030220C0	6	6
Orthopaedic Surgery	1030260C0	4	4
Pathology	1030300C0	5	5
Radiology-Diagnostic	1030420A0	3	3
Radiation Oncology	1030430A0	1	1
General Surgery	1030440C0	4	4
Surgery-Prelim/Urology	1030440P1	2	2

Childrens Hospital-LA-CA

Los Angeles	Code	Quota	Matched
Child Neurology	1031185C0	1	1
Child Neurology	1031185R0	1	0
Pediatrics	1031320C0	29	29
Pediatrics-Preliminary	1031320P1	2	2

Childrens Hospital-Oakland-CA

Oakland	Code	Quota	Matched
Pediatrics	1939320C0	26	26
Peds-Prelim/Child Neurology	1939320P0	1	1
Peds-Prelim/Dermatology	1939320P1	1	1

City Of Hope-CA

Duarte	Code	Quota	Matched
Radiation Oncology	1183430A0	1	1

Clinica Sierra Vista-CA

Bakersfield	Code	Quota	Matched
Family Medicine	1708120C0	6	6

Contra Costa Reg Med Ctr-CA

Martinez	Code	Quota	Matched
Family Medicine	2071120C0	14	14

Eisenhower Medical Center-CA

Rancho Mirage	Code	Quota	Matched
Family Medicine	1485120C0	8	8
Internal Medicine	1485140C0	8	8
Medicine-Preliminary	1485140P0	6	6

Family Health Centers of San Diego-CA

San Diego	Code	Quota	Matched
Family Medicine	1682120C0	6	6

Glendale Adventist Med Ctr-CA

Glendale	Code	Quota	Matched
Family Medicine	1023120C0	8	8

Harbor-UCLA Med Ctr-CA

Torrance	Code	Quota	Matched
Anesthesiology	1067040C0	5	5
Dermatology	1067080A0	1	1
Emergency Medicine	1067110C0	16	16
Family Medicine	1067120C0	12	12
Internal Medicine	1067140C0	17	17
Medicine-Preliminary	1067140P0	4	4
Neurology	1067180A0	3	3
Obstetrics-Gynecology	1067220C0	5	5
Orthopaedic Surgery	1067260C0	4	4
Pathology	1067300C0	3	2
Pediatrics	1067320C0	10	10
Psychiatry	1067400C0	7	7
Radiology-Diagnostic	1067420A0	6	6
General Surgery	1067440C0	6	6
Surgery-Preliminary	1067440P0	12	1
Transitional	1067999P0	17	17
Transitional/Neurology	1067999P1	0	0

Huntington Memorial Hosp-CA

Pasadena	Code	Quota	Matched
Internal Medicine	1044140C0	6	6
Medicine-Preliminary	1044140P0	6	6
General Surgery	1044440C0	3	3
Surgery-Preliminary	1044440P0	2	2

Kaiser Perm-Santa Clara-CA

Santa Clara	Code	Quota	Matched
Internal Medicine	2135140C0	9	9
Internal Medicine/CHOICE Track	2135140C1	4	3
Medicine-Preliminary	2135140P0	5	5
Obstetrics-Gynecology	2135220C0	4	4

Kaiser Permanente-Fontana-CA

Fontana	Code	Quota	Matched
Family Medicine	2037120C0	9	9
Internal Medicine	2037140C0	6	6
Psychiatry	2037400C0	6	6

Kaiser Permanente-Los Angeles-CA

Pasadena	Code	Quota	Matched
Dermatology	2055080A0	2	2
Family Med/LA Med Ctr	2055120C0	9	9
Internal Medicine	2055140C0	11	11
Internal Medicine/MPH	2055140C1	1	1
Medicine-Preliminary	2055140P0	8	8
Neurology	2055180C0	2	2
Obstetrics-Gynecology	2055220C0	5	5
Pediatrics	2055320C0	7	7
Radiology-Diagnostic	2055420C0	3	3
Radiation-Oncology	2055430A0	2	2
General Surgery	2055440C0	4	4

NRMP Program Results 2014 Main Residency Match®

Kaiser Permanente-Los Angeles-CA (Continued)

Surgery-Preliminary	2055440P0	5	1
Surg-Prelim/Urology	2055440P1	2	2

Kaiser Permanente-Napa/Solano-CA

Vallejo	Code	Quota	Matched
Family Medicine	1637120C0	6	6

Kaiser Permanente-Oakland-CA

Oakland	Code	Quota	Matched
Internal Medicine	1042140C0	9	9
Internal Medicine/MPH	1042140C1	2	2
Medicine-Preliminary	1042140P0	6	6
Obstetrics-Gynecology	1042220C0	4	4
Otolaryngology	1042280C0	2	2
Pediatrics	1042320C0	6	6
Pediatrics/MPH	1042320C1	2	2

Kaiser Permanente-Orange Co-CA

Santa Ana	Code	Quota	Matched
Family Medicine	1073120C0	8	8

Kaiser Permanente-Riverside-CA

Riverside	Code	Quota	Matched
Family Medicine	3620120C0	6	6

Kaiser Permanente-SF-CA

San Francisco	Code	Quota	Matched
Internal Medicine	1959140C0	8	8
Medicine-Preliminary	1959140P0	7	7
Med-Prelim/Stanford-Anesth	1959140P1	1	1
Obstetrics-Gynecology	1959220C0	4	4
Medicine-Prevent Med	1959751C0	2	2

Kaiser Permanente-San Diego-CA

San Diego	Code	Quota	Matched
Emergency Medicine	1454110C0	6	6
Family Medicine	1454120C0	6	6

Kaiser Permanente-Woodland Hills-CA

Woodland Hills	Code	Quota	Matched
Family Medicine	1001120C0	6	6

Kaweah Delta Health Care District-CA

Visalia	Code	Quota	Matched
Emergency Medicine	1572110C0	6	6
Family Medicine	1572120C0	6	6
Psychiatry	1572400C0	4	4

Kern Medical Center-CA

Bakersfield	Code	Quota	Matched
Emergency Medicine	1921110C0	6	6
Internal Medicine	1921140C0	8	8
Obstetrics-Gynecology	1921220C0	3	3
Psychiatry	1921400C0	5	5
General Surgery	1921440C0	2	2
Surgery-Preliminary	1921440P0	2	0

Loma Linda University-CA

Loma Linda	Code	Quota	Matched
Anesthesiology	1024040C0	14	14
Dermatology	1024080A0	2	2
Dermatology - Rural	1024080A1	1	0

Emergency Medicine	1024110C0	13	13
Family Medicine	1024120C0	4	4
Family Med/Rural	1024120C1	4	4
Internal Medicine	1024140C0	22	22
Medicine-Primary	1024140M0	4	4
Med-Primary/Global Health	1024140M1	0	0
Medicine-Preliminary	1024140P0	12	12
Med-Prelim/Prevent Med	1024140P1	2	2
Neurological Surgery	1024160C0	2	2
Neurology	1024180C0	3	3
Child Neurology	1024185C0	1	1
Obstetrics-Gynecology	1024220C0	6	6
Orthopaedic Surgery	1024260C0	5	5
Otolaryngology	1024280C0	3	3
Pathology	1024300C0	4	4
Pediatrics	1024320C0	23	23
Pediatrics - Primary Care	1024320M0	4	4
Phys Medicine & Rehab	1024340C0	4	4
Plastic Surgery (Integrated)	1024362C0	2	2
Psychiatry	1024400C0	11	11
Radiology-Diagnostic	1024420A0	9	9
Radiation-Oncology	1024430A0	1	1
General Surgery	1024440C0	4	4
Gen Surg/Dedicated Research	1024440C1	1	1
Surgery-Preliminary	1024440P0	8	7
Surg-Prelim/Urology	1024440P3	2	2
Surg-Prelim/OMFS	1024440P4	2	2
Medicine-Pediatrics	1024700C0	4	4
Medicine-Anesthesiology	1024742C0	2	2
Family Med-Preventive Med	1024752C0	4	4

Long Beach Mem Med Ctr-CA

Long Beach	Code	Quota	Matched
Family Medicine	1027120C0	8	8

Marian Regional Medical Center-CA

Santa Maria	Code	Quota	Matched
Family Medicine	1690120C0	1	0

Mercy Med Ctr-Merced-CA

Merced	Code	Quota	Matched
Family Medicine	3080120C0	8	8

Mercy Med Ctr-Redding-CA

Redding	Code	Quota	Matched
Family Medicine/MFHC	3081120C0	6	6

Methodist Hosp-Sacramento-CA

Sacramento	Code	Quota	Matched
Family Medicine	1140120C0	7	7

Natividad Med Ctr-CA

Salinas	Code	Quota	Matched
Family Medicine	2971120C0	10	10

Northridge Hosp Med Ctr-CA

Northridge	Code	Quota	Matched
Family Medicine	3036120C0	8	8

NRMP Program Results 2014 Main Residency Match®

O'Connor Hospital-CA

	Code	Quota	Matched
San Jose			
Family Medicine	3795120C0	8	8

Olive View-UCLA Med Ctr-CA

	Code	Quota	Matched
Sylmar			
Internal Medicine	2950140C0	21	21
Medicine-Preliminary	2950140P0	12	12

Pomona Valley Hosp-CA

	Code	Quota	Matched
Pomona			
Family Medicine	1350120C0	6	6

Presby Intercommunity Hosp-CA

	Code	Quota	Matched
Whittier			
Family Medicine	2013120C0	2	2
Fam Med/Tropical Med	2013120C1	2	2
Fam Med/Chronic Dz Mgmt	2013120C2	2	2

Riverside County Reg Med Ctr-CA

	Code	Quota	Matched
Moreno Valley			
Family Medicine	1850120C0	12	12
General Surgery	1850440C0	4	4
Surgery-Preliminary	1850440P0	2	0

San Joaquin Gen Hosp-CA

	Code	Quota	Matched
French Camp			
Family Medicine	1021120C0	8	8
Internal Medicine	1021140C0	8	8
Medicine-Preliminary	1021140P0	1	1
General Surgery	1021440C0	3	3

San Mateo Behavioral Hlth & Recovery Svcs-CA

	Code	Quota	Matched
San Mateo			
Psychiatry	1010400C0	4	4

Santa Barbara Cottage Hosp-CA

	Code	Quota	Matched
Santa Barbara			
Internal Medicine	1064140C0	8	8
Medicine-Preliminary	1064140P0	5	5
Radiology-Diagnostic	1064420A0	4	2
General Surgery	1064440C0	3	3

Santa Clara Valley Med Ctr-CA

	Code	Quota	Matched
San Jose			
Internal Medicine	1063140C0	16	16
Medicine-Preliminary	1063140P0	10	10
Obstetrics-Gynecology	1063220C0	4	4
Radiology-Diagnostic	1063420A0	4	4
Transitional	1063999P0	15	15

Scripps Clinic/Green Hospital-CA

	Code	Quota	Matched
La Jolla			
Internal Medicine	1340140C0	10	10
Internal Med/Research	1340140C1	2	2

Scripps Mercy Hosp-Chula Vista-CA

	Code	Quota	Matched
Chula Vista			
Family Medicine	1375120C0	8	8

Scripps Mercy Hosp-San Diego-CA

	Code	Quota	Matched
San Diego			
Internal Medicine	1048140C0	10	10
Transitional	1048999P0	14	14

Transitional/Anesthesia	1048999P2	6	6
-------------------------	-----------	---	---

Shasta Community Health Ctr-CA

	Code	Quota	Matched
Redding			
Family Medicine	1531120C0	2	2

Sierra Vista Family Med-CA

	Code	Quota	Matched
Fresno			
Family Medicine	1575120C0	4	4

St Mary Med Ctr-Long Beach-CA

	Code	Quota	Matched
Long Beach			
Internal Medicine	1025140C0	7	7
Medicine-Primary	1025140M0	2	2
Medicine-Preliminary	1025140P0	6	6

St Marys Medical Ctr-SF-CA

	Code	Quota	Matched
San Francisco			
Internal Medicine	1057140C0	8	8
Medicine-Preliminary	1057140P0	8	7
Orthopaedic Surgery	1057260C0	3	3

Stanford Univ Progs-CA

	Code	Quota	Matched
Stanford			
Anesthesiology	1820040A0	13	13
Anesthesiology	1820040C0	8	8
Anesthesiology	1820040R0	2	0
Dermatology	1820080A0	6	6
Dermatology/Air Force	1820080A1	1	1
Dermatology	1820080R0	1	1
Emergency Medicine	1820110C0	13	13
Internal Medicine	1820140C0	36	36
Internal Med/Global Health	1820140C1	0	0
Med-Prelim/Neurology	1820140P1	2	2
Neurological Surgery	1820160C0	3	3
Neurology	1820180A0	6	6
Child Neurology	1820185C0	2	2
Obstetrics-Gynecology	1820220C0	5	5
Orthopaedic Surgery	1820260C0	7	7
Otolaryngology	1820280C0	4	4
Pathology	1820300C0	8	8
Clinical Pathology Track	1820300C1	2	2
Path-Anatomic Neuro Track	1820300C2	0	0
Pediatrics	1820320C0	20	20
Pediatrics/Research Trk	1820320C1	4	4
Phys Medicine & Rehab	1820340A0	7	7
Phys Medicine & Rehab	1820340R0	1	1
Plastic Surgery (Integrated)	1820362C0	3	3
Psychiatry	1820400C0	10	10
Psychiatry/Research Trk	1820400C1	2	2
Psychiatry - PGY2	1820400R0	1	1
Radiology-Diagnostic	1820420A0	9	9
Radiation-Oncology	1820430A0	4	4
General Surgery	1820440C0	5	5
General Surgery/SASS	1820440C1	1	1
Surgery-Preliminary	1820440P0	5	3
Surg-Prelim/Urology	1820440P2	3	3
Surg-Prelim/PGY2	1820440P3	2	2
Vascular Surgery	1820451C0	1	1
Thoracic Surgery	1820461C0	2	2
Pediatrics-Anesthesiology	1820726C0	2	2

NRMP Program Results 2014 Main Residency Match®

Stanford Univ Progs-CA (Continued)

Medicine-Anesthesiology	1820742C0	3	3
Radiology-Nuclear Medicine	1820770A0	1	0
Trans/Anes Santa Clara	1820999P0	1	1

Sutter Health-CA

Sacramento	Code	Quota	Matched
Family Med/Sacramento	1135120C0	5	5
Family Medicine/Davis	1135120C1	2	2

Sutter Med Ctr of Santa Rosa-CA

Santa Rosa	Code	Quota	Matched
Family Medicine	1065120C0	12	12

U Southern California

Los Angeles	Code	Quota	Matched
Anesthesiology	1033040C0	18	18
Anesthesiology	1033040R0	1	1
Dermatology	1033080A0	3	3
Emergency Medicine	1033110C0	17	17
Internal Medicine	1033140C0	55	55
Neurological Surgery	1033160C0	3	3
Neurology	1033180A0	6	6
Obstetrics-Gynecology	1033220C0	9	9
Orthopaedic Surgery	1033260C0	10	10
Otolaryngology	1033280C0	4	4
Pathology	1033300C0	6	4
Pediatrics	1033320C0	11	11
Plastic Surgery (Integrated)	1033362C0	3	3
Psychiatry	1033400C0	12	12
Radiology-Diagnostic	1033420A0	10	10
Radiation Oncology	1033430A0	1	1
General Surgery	1033440C0	7	7
Surg-Prelim/OMS	1033440P3	2	2
Surg-Prelim/Urology	1033440P4	3	3
Vascular Surgery	1033451C0	1	1
Thoracic Surgery	1033461C0	2	2
Medicine-Pediatrics	1033700C0	6	6

UC Davis Med Ctr-CA

Sacramento	Code	Quota	Matched
Anesthesiology	1046040A0	14	14
Dermatology	1046080A0	5	5
Dermatology/Research	1046080A1	0	0
Emergency Medicine	1046110C0	14	14
Family Medicine	1046120C0	10	10
Family Medicine/OB	1046120C2	1	1
Internal Medicine	1046140C0	25	25
Medicine-Primary	1046140M0	2	2
Medicine-Preliminary	1046140P0	3	3
Neurological Surgery	1046160C0	1	1
Neurology	1046180A0	3	1
Neurology	1046180C0	2	2
Obstetrics-Gynecology	1046220C0	6	6
Orthopaedic Surgery	1046260C0	4	4
Ortho Surg/6 Yr Prog	1046260C1	1	1
Otolaryngology	1046280C0	3	3
Pathology	1046300C0	4	2
Pediatrics	1046320C0	12	12
Phys Medicine & Rehab	1046340A0	1	1

Phys Medicine & Rehab	1046340C0	2	2
Plastic Surgery (Integrated)	1046362C0	1	1
Psychiatry	1046400C0	8	8
Radiology-Diagnostic	1046420A0	7	7
Radiology-Diagnostic	1046420R0	1	1
Radiation Oncology	1046430A0	1	1
General Surgery	1046440C0	7	7
Surgery-Preliminary	1046440P0	7	5
Vascular Surgery	1046451C0	1	1
Thoracic Surgery	1046461C0	1	1
Psychiatry-Family Med	1046720C0	2	2

UC Irvine Med Ctr-CA

Orange	Code	Quota	Matched
Anesthesiology	1043040C0	10	10
Dermatology	1043080A0	5	5
Emergency Medicine	1043110C0	8	8
Family Medicine	1043120C0	9	9
Internal Medicine	1043140C0	22	22
Medicine-Preliminary	1043140P0	22	22
Med-Prelim/Neurology	1043140P1	3	3
Neurological Surgery	1043160C0	1	1
Neurology	1043180A0	4	4
Child Neurology	1043185A0	1	1
Child Neurology	1043185C0	1	1
Child Neurology	1043185R0	2	1
Obstetrics-Gynecology	1043220C0	7	7
Orthopaedic Surgery	1043260C0	4	4
Otolaryngology	1043280C0	2	2
Pathology	1043300C0	5	5
Pediatrics/UCI-CHOC	1043320C1	28	28
Phys Medicine & Rehab	1043340A0	5	5
Plastic Surgery (Integrated)	1043362C0	3	3
Psychiatry	1043400C0	9	6
Psychiatry - PGY-2 Position	1043400R0	1	1
Radiology-Diagnostic	1043420A0	6	6
General Surgery	1043440C0	6	6
Surg-Prelim/Non-designated	1043440P0	4	2
Surg-Prelim/Urology	1043440P1	2	2
Pediatrics-Anesthesiology	1043726C0	1	1

UC Riverside SOM-CA

Riverside	Code	Quota	Matched
Internal Medicine	1522140C0	12	12

UC San Diego Med Ctr-CA

San Diego	Code	Quota	Matched
Anesthesiology	1049040A0	14	14
Anesthesiology	1049040R0	1	1
Dermatology	1049080A0	4	4
Dermatology/Military Track	1049080R0	1	0
Emergency Medicine	1049110C0	9	9
Family Medicine	1049120C0	9	9
Internal Medicine	1049140C0	28	28
Int Med/Investigator Path	1049140C1	3	3
Medicine-Preliminary	1049140P0	8	8
Neurological Surgery	1049160C0	2	2
Neurology	1049180A0	5	5
Child Neurology	1049185C0	1	1
Child Neurology	1049185R0	1	1

NRMP Program Results 2014 Main Residency Match®

UC San Diego Med Ctr-CA (Continued)

Obstetrics-Gynecology	1049220C0	6	6
Orthopaedic Surgery	1049260C0	4	4
Otolaryngology	1049280C0	2	2
Pathology	1049300C0	4	4
Pediatrics	1049320C0	14	14
Psychiatry	1049400C0	8	8
Psychiatry/Research Trk	1049400C1	2	2
Psychiatry - PGY2	1049400R0	2	2
Radiology-Diagnostic	1049420A0	8	8
Rad-Diag/Research	1049420A1	4	4
Radiology-Diagnostic - IMG Track	1049420A2	1	1
Radiology-Diagnostic	1049420R0	1	1
Rad-Diag - IMG Track-MD Only	1049420R1	1	0
Radiation Oncology	1049430A0	2	2
General Surgery	1049440C0	6	6
Surgery-Preliminary	1049440P0	5	4
Surg-Prelim/Urology	1049440P2	2	2
Medicine-Pediatrics	1049700C0	4	4
Psychiatry-Family Med	1049720C0	2	2
Medicine-Anesthesiology	1049742C0	1	0

UC San Francisco-CA

San Francisco	Code	Quota	Matched
Anesthesiology	1062040A0	10	10
Anesthesiology	1062040C0	9	9
Anesthesiology/Research	1062040C1	1	1
Anesthesiology/Critical Care	1062040C2	0	0
Anesthesiology	1062040R0	3	3
Dermatology	1062080A0	6	6
Derm-2+2/Scientists	1062080A1	1	1
Emergency Medicine	1062110C0	14	14
Family Medicine	1062120C0	15	15
Internal Medicine	1062140C0	44	44
Medicine-Primary/UC	1062140M0	10	10
Medicine-Primary/SFGH	1062140M1	8	8
Neurological Surgery	1062160C0	3	3
Neurology	1062180A0	1	1
Neurology	1062180C0	9	9
Child Neurology/Adv PGY3	1062185A0	1	1
Child Neurology	1062185C0	2	2
Child Neurology	1062185R0	1	0
Obstetrics-Gynecology	1062220C0	9	9
Orthopaedic Surgery	1062260C0	6	6
Ortho Surg/Research	1062260C1	1	1
Otolaryngology	1062280C0	4	4
Pathology	1062300C0	9	9
Pediatrics	1062320C0	22	22
Peds-Primary/PLUS	1062320M0	4	4
Plastic Surgery (Integrated)	1062362C0	3	3
Psychiatry	1062400C0	16	16
Radiology-Diagnostic	1062420A0	14	14
Radiation-Oncology	1062430A0	3	3
General Surgery	1062440C0	7	7
Surgery-Preliminary	1062440P0	18	9

UC San Francisco-East Bay-CA

Oakland	Code	Quota	Matched
General Surgery	3625440C0	7	7

Surgery-Preliminary 3625440P0 7 0

UC San Francisco-Fresno-CA

Fresno	Code	Quota	Matched
Emergency Medicine	1022110C0	10	10
Family Medicine	1022120C0	12	12
Internal Medicine	1022140C0	18	18
Medicine-Preliminary	1022140P0	10	10
Obstetrics-Gynecology	1022220C0	4	4
Orthopaedic Surgery	1022260C0	3	3
Pediatrics	1022320C0	12	12
Psychiatry	1022400C0	4	4
Psychiatry	1022400R0	1	0
General Surgery	1022440C0	5	5

UCLA Medical Center-CA

Los Angeles	Code	Quota	Matched
Anesthesiology	1956040C0	22	22
Dermatology	1956080A0	3	3
Dermatology/5yr Star	1956080A1	1	1
Emergency Medicine	1956110C0	12	12
Fam Med/UCLA/Santa Monica	1956120C1	12	12
Internal Medicine	1956140C0	41	41
Medicine-Primary	1956140M0	6	6
Neurological Surgery	1956160C0	3	3
Neurology	1956180A0	8	8
Child Neurology	1956185C0	2	2
Child Neurology/Pediatrics	1956185R1	1	1
Obstetrics-Gynecology	1956220C0	7	7
Ob-Gyn/Preliminary	1956220P0	3	0
Orthopaedic Surgery	1956260C0	6	6
Otolaryngology	1956280C0	5	5
Pathology	1956300C0	6	6
Pediatrics	1956320C0	25	25
Plastic Surgery (Integrated)	1956362C0	3	3
Radiology-Diagnostic	1956420A0	12	12
Radiation Oncology	1956430A0	2	2
General Surgery	1956440C0	7	7
Surgery-Preliminary	1956440P0	2	2
Surg-Prelim/Urology	1956440P2	4	4
Vascular Surgery	1956451C0	1	1
Medicine-Pediatrics	1956700C0	4	4

UCLA Semel Inst for Neuroscience-CA

Los Angeles	Code	Quota	Matched
Psychiatry	3030400C0	12	12
Psych/Research 5 Yr	3030400C1	2	2
Psych/Harbor-NPI-WLAVA	3030400C2	1	1
Psychiatry - PG2	3030400R0	1	1

VA Greater LA Hlth Sys-CA

Los Angeles	Code	Quota	Matched
Phys Medicine & Rehab	1039340A0	8	8
Psychiatry/UCLA/SFVP	1039400C0	10	10

Valley Consortium-CA

Modesto	Code	Quota	Matched
Family Medicine	1444120C0	10	10

NRMP Program Results 2014 Main Residency Match®

Ventura County Med Ctr-CA

	Code	Quota	Matched
Ventura			
Family Medicine	1068120C0	15	15

White Mem Med Ctr-LA-CA

	Code	Quota	Matched
Los Angeles			
Family Medicine	1040120C0	7	4
Internal Medicine	1040140C0	5	5
Medicine-Preliminary	1040140P0	4	3
Obstetrics-Gynecology	1040220C0	4	4

COLORADO

Colorado Health Foundation

	Code	Quota	Matched
Denver			
Transitional	2065999P0	12	12

Denver Health Med Ctr-CO

	Code	Quota	Matched
Denver			
Emergency Medicine	1077110C0	17	17

Exempla St Joseph Hosp-CO

	Code	Quota	Matched
Denver			
Family Medicine	1074120C0	8	8
Internal Medicine	1074140C0	9	9
Medicine-Preliminary	1074140P0	11	11
Obstetrics-Gynecology	1074220C0	5	5
General Surgery	1074440C0	4	4
Surgery-Preliminary	1074440P0	8	8

Ft Collins Fam Med-CO

	Code	Quota	Matched
Fort Collins			
Family Medicine	3063120C0	6	6

North Colorado Med Ctr

	Code	Quota	Matched
Greeley			
Family Medicine	1853120C0	6	6
Family Med/Wray	1853120C1	1	1
Family Med/Sunrise	1853120C2	2	2
Family Med/Hospitalist	1853120C3	0	0

Penrose Hospital-CO

	Code	Quota	Matched
Colorado Springs			
Pathology	2021300C0	2	2

St Anthony North Hosp-CO

	Code	Quota	Matched
Westminster			
Family Medicine	1922120C0	9	9

St Mary-Corwin Med Ctr-CO

	Code	Quota	Matched
Pueblo			
Family Medicine	3005120C0	3	3

St Marys Hospital-CO

	Code	Quota	Matched
Grand Junction			
Family Medicine	3069120C0	8	8

U Colorado SOM-Denver

	Code	Quota	Matched
Aurora			
Anesthesiology	1076040A0	11	11
Anesthesiology	1076040C0	4	4
Anesthesiology	1076040R0	2	2
Dermatology	1076080A0	6	6
Family Med/Denver Hlth	1076120C0	4	4

Family Med/Rose Med Ctr	1076120C1	6	6
Family Med/Swedish Med	1076120C2	6	6
Family Med/Univ Hosp	1076120C3	6	6
Internal Medicine	1076140C0	35	35
Internal Med-Hospitalist	1076140C1	4	4
Medicine-Primary	1076140M0	12	12
Medicine-Preliminary	1076140P0	9	9
Med-Prelim/Neurology	1076140P1	0	0
Neurological Surgery	1076160C0	2	2
Neurology	1076180A0	1	1
Neurology	1076180C0	5	5
Child Neurology	1076185C0	2	2
Obstetrics-Gynecology	1076220C0	9	9
Ob-Gyn/Preliminary	1076220P0	1	1
Orthopaedic Surgery	1076260C0	6	6
Otolaryngology	1076280C0	3	3
Otolaryngology/Research	1076280C1	1	1
Pathology	1076300C0	6	6
Pediatrics	1076320C0	27	27
Phys Medicine & Rehab	1076340A0	4	4
Psychiatry	1076400C0	13	13
Radiology-Diagnostic	1076420A0	8	8
Radiology-Diag/DIRECT Path	1076420C0	1	1
Radiation Oncology	1076430A0	2	2
General Surgery	1076440C0	9	9
Surgery-Preliminary	1076440P0	17	5
Surg-Prelim/Urology	1076440P1	2	2
Medicine-Pediatrics	1076700C0	4	4
Pediatrics-PM&R	1076735C0	1	1

CONNECTICUT

Bridgeport Hospital-CT

	Code	Quota	Matched
Bridgeport			
Internal Medicine	1079140C0	14	14
Obstetrics-Gynecology	1079220C0	4	4
Radiology-Diagnostic	1079420A0	4	4
Radiology-Diagnostic	1079420R0	1	1

Danbury Hospital-CT

	Code	Quota	Matched
Danbury			
Internal Medicine	1081140C0	12	12
Int Med/Primary Care	1081140C1	6	6
Obstetrics-Gynecology	1081220C0	3	3
Pathology	1081300C0	2	0
General Surgery	1081440C0	3	3
Surgery-Preliminary	1081440P0	3	0

Greenwich Hospital-CT

	Code	Quota	Matched
Greenwich			
Internal Medicine	1082140C0	5	5
Medicine-Preliminary	1082140P0	8	8

Griffin Hospital-CT

	Code	Quota	Matched
Derby			
Internal Medicine	1977140C0	4	4
Medicine-Preliminary	1977140P0	9	9
Medicine-Prevent Med/General	1977751C0	2	2
Medicine-Prevent Med/Cancer	1977751C1	1	1

NRMP Program Results 2014 Main Residency Match®

Hartford Hospital-CT

Hartford	Code	Quota	Matched
Pathology	1083300C0	3	3
Psychiatry	1083400C0	6	6
Psychiatry - PGY2 - Adult Psy	1083400R0	1	1
Radiology-Diagnostic	1083420A0	5	4

Middlesex Hospital-CT

Middletown	Code	Quota	Matched
Family Medicine	1087120C0	6	6

Norwalk Hospital-CT

Norwalk	Code	Quota	Matched
Internal Medicine	1093140C0	13	13
Medicine-Preliminary	1093140P0	5	4
Radiology-Diagnostic	1093420A0	2	2

St Francis Hospital-CT

Hartford	Code	Quota	Matched
Obstetrics-Gynecology	1085220C0	4	4

St Marys Hospital-CT

Waterbury	Code	Quota	Matched
Internal Medicine	1096140C0	10	10
Medicine-Preliminary	1096140P0	4	3
General Surgery	1096440C0	2	2
Surgery-Preliminary	1096440P0	2	0

St Vincents Med Ctr-CT

Bridgeport	Code	Quota	Matched
Internal Medicine	1080140C0	9	9
Medicine-Preliminary	1080140P0	3	3
Radiology-Diagnostic	1080420A0	4	4
Transitional	1080999P0	6	6

Stamford Hospital/Columbia-CT

Stamford	Code	Quota	Matched
Family Medicine	1095120C0	5	5
Internal Medicine	1095140C0	6	6
Medicine-Preliminary	1095140P0	2	2
Obstetrics-Gynecology	1095220C0	3	3
General Surgery	1095440C0	3	3
Surgery-Preliminary	1095440P0	2	2

U Connecticut School of Medicine

Farmington	Code	Quota	Matched
Anesthesiology	1094040A0	5	5
Anesthesiology	1094040C0	4	4
Dermatology	1094080A0	3	3
Emergency Medicine	1094110C0	18	18
Family Medicine	1094120C0	7	7
Internal Medicine	1094140C0	34	34
Medicine-Primary	1094140M0	16	16
Medicine-Preliminary	1094140P0	6	2
Neurology	1094180C0	5	5
Obstetrics-Gynecology	1094220C0	10	10
Orthopaedic Surgery	1094260C0	5	5
Otolaryngology	1094280C0	2	2
Pediatrics	1094320C0	20	20
Psychiatry	1094400C0	7	7
Radiology-Diagnostic	1094420A0	2	2
General Surgery	1094440C0	6	6

Surgery-Preliminary	1094440P0	5	2
Surg-Prelim/Urology	1094440P1	2	2

Waterbury Hospital-CT

Waterbury	Code	Quota	Matched
General Surgery	1097440C0	2	2
Surgery-Preliminary	1097440P0	2	2

Yale-New Haven Hosp-CT

New Haven	Code	Quota	Matched
Anesthesiology	1089040A0	6	6
Anesthesiology	1089040C0	11	11
Anesthesiology	1089040R0	1	1
Dermatology	1089080A0	4	4
Emergency Medicine	1089110C0	14	14
Emergency Medicine/Research	1089110C1	1	1
Internal Medicine	1089140C0	36	36
Int Med/Physician Scientist	1089140C1	2	2
Internal Medicine/Yale-Waterbury	1089140C2	10	10
Medicine-Primary	1089140M0	15	15
Medicine-Primary/HIV	1089140M1	3	3
Medicine-Preliminary	1089140P0	10	10
Med-Prelim/Neurology	1089140P2	6	6
Med-Prelim/Yale-Waterbury	1089140P4	6	5
Neurological Surgery	1089160C0	2	2
Neurology	1089180A0	8	8
Neurology/Physician Scientist	1089180A1	0	0
Obstetrics-Gynecology	1089220C0	8	8
Ob-Gyn/Preliminary	1089220P1	1	0
Orthopaedic Surgery	1089260C0	5	5
Otolaryngology	1089280C0	3	3
Pathology/Comb-Anat & Clin	1089300C0	6	6
Anatomic Pathology Only	1089300C1	0	0
Clinical Pathology	1089300C2	1	1
Pediatrics	1089320C0	20	20
Plastic Surgery (Integrated)	1089362C0	2	2
Psychiatry	1089400C0	16	16
Combined Adult/Child Psych	1089400C2	2	2
Psychiatry	1089400R0	1	1
Radiology-Diagnostic	1089420A0	13	13
Radiation-Oncology	1089430A0	3	3
General Surgery	1089440C0	9	9
Surgery-Preliminary	1089440P0	8	8
Vascular Surgery	1089451C0	1	1
Thoracic Surgery	1089461C0	2	2
Medicine-Pediatrics	1089700C0	4	4
Transitional/St Raphael	1089999P0	9	9

DELAWARE

Christiana Care-DE

Newark	Code	Quota	Matched
Emergency Medicine	1099110C0	12	12
Family Medicine	1099120C0	4	4
Internal Medicine	1099140C0	9	9
Medicine-Preliminary	1099140P0	5	5
Obstetrics-Gynecology	1099220C0	6	6
Radiology-Diagnostic	1099420A0	2	2
Radiology-Diagnostic	1099420C0	3	3
Rad-Diag/Direct Path	1099420C1	1	1
General Surgery	1099440C0	7	7

NRMP Program Results 2014 Main Residency Match®

Christiana Care-DE (Continued)

Medicine-Pediatrics	1099700C0	4	4
Medicine-Emergency Med	1099705C0	3	3
Emergency Med-Family Med	1099795C0	2	2
Transitional	1099999P0	6	6

St Francis Hospital-DE

Wilmington	Code	Quota	Matched
Family Medicine	2058120C0	6	6

DISTRICT OF COLUMBIA

Childrens National Med Ctr-DC

Washington	Code	Quota	Matched
Child Neurology	1070185C0	2	2
Pediatrics	1070320C0	21	21
Peds/Internationally Sponsored	1070320C2	3	3
Pediatrics-Primary	1070320M0	5	5
Peds-Primary/Community Health	1070320M1	8	8
Pediatrics-Medical Genetics	1070765C0	1	1

George Washington Univ-DC

Washington	Code	Quota	Matched
Anesthesiology	1802040A0	3	3
Anesthesiology	1802040C0	5	5
Emergency Medicine	1802110C0	9	9
Emerg Med/International Track	1802110C1	2	1
Internal Medicine	1802140C0	25	25
Internal Medicine/FIG	1802140C1	3	3
Medicine-Primary	1802140M0	5	5
Medicine-Preliminary	1802140P0	7	7
Med-Prelim/FIG	1802140P1	1	1
Med-Prelim/Neurology/FIG	1802140P2	1	1
Med-Prelim/Neurology	1802140P3	0	0
Neurological Surgery	1802160C0	1	1
Neurology	1802180A0	2	2
Neurology/Funded IG	1802180A1	1	1
Neurology	1802180R0	1	1
Obstetrics-Gynecology	1802220C0	7	7
Orthopaedic Surgery	1802260C0	4	4
Otolaryngology	1802280C0	2	2
Pathology	1802300C0	5	4
Psychiatry	1802400C0	6	5
Psychiatry	1802400R0	1	1
Radiology-Diagnostic	1802420A0	5	5
General Surgery	1802440C0	4	4
Surg-Prelim/Urology	1802440P0	2	2

Georgetown Univ Hosp-DC

Washington	Code	Quota	Matched
Anesthesiology	1801040A0	8	8
Internal Medicine	1801140C0	29	29
Medicine-Preliminary	1801140P0	10	4
Neurological Surgery	1801160C0	2	2
Neurology	1801180A0	7	7
Orthopaedic Surgery	1801260C0	4	4
Otolaryngology	1801280C0	3	3
Pathology	1801300C0	3	3
Pediatrics	1801320C0	10	10
Plastic Surgery (Integrated)	1801362C0	3	3
Psychiatry	1801400C0	7	7

Radiology-Diagnostic	1801420A0	4	4
Radiation-Oncology	1801430A0	1	1
General Surgery	1801440C0	5	5
Surgery-Preliminary	1801440P0	3	3
Medicine-Pediatrics	1801700C0	4	4
Transitional	1801999P0	6	6

Howard Univ Hosp-DC

Washington	Code	Quota	Matched
Dermatology	2193080A0	3	3
Family Medicine	2193120C0	6	6
Internal Medicine	2193140C0	22	22
Medicine-Preliminary	2193140P0	15	13
Neurology	2193180A0	2	2
Obstetrics-Gynecology	2193220C0	4	4
Orthopaedic Surgery	2193260C0	4	4
Pathology	2193300C0	1	1
Psychiatry	2193400C0	5	5
General Surgery	2193440C0	5	5
Surgery-Preliminary	2193440P0	4	4

National Rehabilitation Hosp-DC

Washington	Code	Quota	Matched
Phys Medicine & Rehab	3191340A0	6	6

Providence Hospital-DC

Washington	Code	Quota	Matched
Family Medicine	1803120C0	7	7
Internal Medicine	1803140C0	7	7

St Elizabeths Hospital/DBH-DC

Washington	Code	Quota	Matched
Psychiatry	1804400C0	8	8

Washington Hospital Ctr-DC

Washington	Code	Quota	Matched
Dermatology	1800080A0	2	2
Emergency Med/Georgetown-WHC	1800110C0	10	10
Internal Medicine	1800140C0	26	26
Medicine - Primary Care	1800140C1	10	10
Medicine-Preliminary	1800140P0	27	27
Obstetrics-Gynecology	1800220C0	10	10
General Surgery	1800440C0	5	5
Surgery-Preliminary	1800440P0	10	1
Vascular Surgery	1800451C0	1	1
Medicine-Dermatology	1800785C0	2	2

FLORIDA

All Childrens Hospital-FL

St Petersburg	Code	Quota	Matched
Pediatrics	1589320C0	12	12

Bayfront Med Ctr-FL

St Petersburg	Code	Quota	Matched
Family Medicine	1911120C0	8	8
Obstetrics-Gynecology	1911220C0	4	4

Cleveland Clinic Florida

Weston	Code	Quota	Matched
Internal Medicine	1383140C0	9	9
Med-Prelim/Neurology	1383140P0	2	1
Medicine-Preliminary	1383140P1	1	1

NRMP Program Results 2014 Main Residency Match®

Cleveland Clinic Florida (Continued)

Neurology	1383180A0	2	1
General Surgery	1383440C0	3	3
Surgery-Preliminary	1383440P0	3	1

FAU-Schmidt COM-FL

Boca Raton	Code	Quota	Matched
Internal Medicine	1586140C0	30	21
Medicine-Preliminary	1586140P0	6	6

Florida Hosp-Orlando-FL

Orlando	Code	Quota	Matched
Emergency Medicine	1102110C0	6	6
Family Medicine	1102120C0	12	12
Internal Medicine	1102140C0	12	12
Pediatrics	1102320C0	6	6
Radiology-Diagnostic	1102420A0	4	4
General Surgery	1102440C0	2	2

Florida State University COM

Tallahassee	Code	Quota	Matched
Family Medicine - Lee Memorial	1826120C0	6	6
Internal Medicine	1826140C0	8	8
Medicine-Preliminary	1826140P0	2	1
Obstetrics-Gynecology	1826220C0	4	4
Pediatrics	1826320C0	9	9

Halifax Med Ctr-FL

Daytona Beach	Code	Quota	Matched
Family Medicine	1629120C0	8	8
General Surgery	1629440C0	2	2

Jackson Memorial Hosp-FL

Miami	Code	Quota	Matched
Anesthesiology	1104040A0	12	12
Anesthesiology	1104040C3	18	18
Anesthesiology	1104040R0	1	1
Dermatology	1104080A0	7	7
Family Medicine	1104120C0	8	8
Internal Medicine	1104140C0	38	38
Medicine-Preliminary	1104140P0	12	12
Neurological Surgery	1104160C0	3	3
Neurology	1104180A0	3	2
Neurology	1104180C0	8	8
Obstetrics-Gynecology	1104220C0	9	9
Orthopaedic Surgery	1104260C0	7	7
Otolaryngology	1104280C0	3	3
Pathology	1104300C0	6	6
Pediatrics	1104320C0	22	22
Phys Medicine & Rehab	1104340A0	6	6
Plastic Surgery (Integrated)	1104362C0	1	1
Psychiatry	1104400C0	13	13
Psychiatry/Funded IMG	1104400C1	1	1
Radiology-Diagnostic	1104420A0	11	11
Radiation-Oncology	1104430A0	4	4
General Surgery	1104440C0	7	7
Surg-Prelim/Urology	1104440P0	3	3
Surgery-Preliminary	1104440P1	13	12
Medicine-Pediatrics	1104700C0	5	5

Kendall Regional Medical Center-FL

Miami	Code	Quota	Matched
General Surgery	1697440C0	4	4
Surgery-Preliminary	1697440P0	2	2

Larkin Community Hospital-FL

South Miami	Code	Quota	Matched
Psychiatry	1481400C0	8	8

Mayo School of Grad Med Educ-FL

Jacksonville	Code	Quota	Matched
Anesthesiology	1032040C0	4	4
Dermatology	1032080C0	2	2
Family Medicine	1032120C0	6	6
Internal Medicine	1032140C0	10	10
Neurological Surgery	1032160C0	1	1
Neurology	1032180C0	4	4
Child Neurology	1032185A0	1	1
Radiology-Diagnostic	1032420C0	4	4
Radiation Oncology	1032430C0	1	1
General Surgery	1032440C0	3	3
Surgery-Preliminary	1032440P0	1	0
Surg-Prelim/Urology	1032440P1	2	2

Miami Childrens Hosp-FL

Miami	Code	Quota	Matched
Pediatrics	1110320C0	24	24
Pediatrics - SACM	1110320C1	1	1

Mt Sinai Med Ctr-Miami-FL

Miami Beach	Code	Quota	Matched
Anesthesiology	1105040A0	3	3
Anesthesiology	1105040R0	3	3
Internal Medicine	1105140C0	11	11
Medicine-Preliminary	1105140P0	5	5
Pathology	1105300C0	2	2
Radiology-Diagnostic	1105420A0	5	3
General Surgery	1105440C0	3	3
Surgery-Preliminary	1105440P0	4	3

Oak Hill Hospital-FL

Brooksville	Code	Quota	Matched
Internal Medicine	1662140C0	10	10

Orlando Health-FL

Orlando	Code	Quota	Matched
Emergency Medicine	1107110C0	14	14
Internal Medicine	1107140C0	12	12
Medicine-Preliminary	1107140P0	2	2
Obstetrics-Gynecology	1107220C0	7	7
Orthopaedic Surgery	1107260C0	4	4
Pathology	1107300C0	2	2
Pediatrics	1107320C0	14	14
General Surgery	1107440C0	5	5
Surgery-Preliminary	1107440P0	6	3

St Vincents Med Ctr-FL

Jacksonville	Code	Quota	Matched
Family Medicine	3125120C0	6	6

NRMP Program Results 2014 Main Residency Match®

Tallahassee Mem Healthcare-FL

Tallahassee	Code	Quota	Matched
Family Medicine	2926120C0	11	11

U Central Florida COM-Orlando

Orlando	Code	Quota	Matched
Internal Medicine	1587140C0	16	16

U Florida COM-Jacksonville

Jacksonville	Code	Quota	Matched
Anesthesiology	1101040A0	4	4
Anesthesiology	1101040R0	1	1
Emergency Medicine	1101110C0	15	15
Internal Medicine	1101140C0	14	14
Medicine-Preliminary	1101140P0	2	2
Neurology	1101180A0	4	4
Obstetrics-Gynecology	1101220C0	6	6
Orthopaedic Surgery	1101260C0	4	4
Pathology	1101300C0	2	1
Pediatrics	1101320C0	11	11
Peds-Prelim/Child Neurology	1101320P0	1	1
Psychiatry	1101400C0	3	3
Psychiatry/PGY-2 Entry	1101400R0	1	1
Radiology-Diagnostic	1101420A0	5	5
General Surgery	1101440C0	4	4
Surgery-Preliminary	1101440P0	4	4
Surg-Prelim/Anesthesiology	1101440P1	2	2

U Florida COM-Shands Hosp

Gainesville	Code	Quota	Matched
Anesthesiology	1824040A0	7	2
Anesthesiology	1824040C0	13	13
Anesthesiology/Research	1824040C1	1	0
Anesthesiology - PGY-2 2014	1824040R1	3	3
Dermatology	1824080A0	4	4
Emergency Medicine	1824110C0	8	8
Family Medicine	1824120C0	10	10
Internal Medicine	1824140C0	25	25
Medicine-Preliminary	1824140P0	12	12
Med-Prelim/Neurology	1824140P1	3	3
Neurological Surgery	1824160C0	2	2
Neurology	1824180A0	5	5
Child Neurology-5 year	1824185C0	1	1
Child Neurology	1824185R0	1	0
Obstetrics-Gynecology	1824220C0	4	4
Orthopaedic Surgery	1824260C0	4	4
Otolaryngology	1824280C0	2	2
Pathology	1824300C0	4	4
Pediatrics	1824320C0	17	17
Plastic Surgery (Integrated)	1824362C0	1	1
Psychiatry	1824400C0	10	10
Radiology-Diagnostic	1824420A0	11	11
Radiation Oncology	1824430A0	2	2
General Surgery	1824440C0	6	6
Surgery-Preliminary	1824440P0	10	9

U Miami MSOM/Palm Beach Reg Campus-FL

Atlantis	Code	Quota	Matched
Internal Medicine	1384140C0	22	22
Medicine-Preliminary	1384140P0	4	4

General Surgery	1384440C0	2	2
-----------------	-----------	---	---

U South Florida COM-Tampa

Tampa	Code	Quota	Matched
Dermatology	1109080A0	4	4
Dermatology	1109080R0	1	1
Emergency Medicine	1109110C0	10	10
Family Medicine	1109120C0	8	8
Internal Medicine	1109140C0	33	33
Med-Prelim/Ophthalmology	1109140P0	1	1
Neurological Surgery	1109160C0	2	2
Neurology	1109180C0	6	6
Obstetrics-Gynecology	1109220C0	5	5
Orthopaedic Surgery	1109260C0	4	4
Otolaryngology	1109280C0	2	2
Pathology	1109300C0	4	2
Pediatrics	1109320C0	15	15
Phys Medicine & Rehab	1109340C2	3	3
Plastic Surgery (Integrated)	1109362C0	3	3
Psychiatry	1109400C0	8	8
Radiology-Diagnostic	1109420A0	4	4
Radiology-Diagnostic	1109420C0	4	4
Radiology-Diagnostic	1109420R0	1	1
Radiation Oncology	1109430A0	2	2
General Surgery	1109440C0	6	6
Surgery-Preliminary	1109440P0	4	4
Surg-Prelim/Urology	1109440P1	4	4
Vascular Surgery	1109451C0	2	2
Medicine-Pediatrics	1109700C0	5	5

West Kendall Baptist Hospital-FL

Miami	Code	Quota	Matched
Family Medicine	1538120C0	4	3

GEORGIA

Atlanta Med Ctr-GA

Atlanta	Code	Quota	Matched
Family Medicine	1112120C0	6	6
Internal Medicine	1112140C0	10	10
Orthopaedic Surgery	1112260C0	4	4
General Surgery	1112440C0	3	3
Surgery-Preliminary	1112440P0	2	2

Emory Univ SOM-GA

Atlanta	Code	Quota	Matched
Anesthesiology	1113040A0	16	16
Dermatology	1113080A0	6	6
Emergency Medicine	1113110C0	19	19
Emergency Med/International	1113110C1	2	2
Family Medicine	1113120C0	8	8
Internal Medicine	1113140C0	43	43
Int Med/Research Track	1113140C1	2	2
Medicine-Primary	1113140M0	8	8
Med-Prelim/Neurology	1113140P0	4	4
Neurological Surgery	1113160C0	4	4
Neurology	1113180A0	8	8
Child Neurology	1113185C0	1	1
Child Neurology	1113185R0	2	1
Nuclear Medicine	1113200A0	1	0
Obstetrics-Gynecology	1113220C0	9	9

NRMP Program Results 2014 Main Residency Match®

Emory Univ SOM-GA (Continued)

Orthopaedic Surgery	1113260C0	6	6
Otolaryngology	1113280C0	4	4
Pathology	1113300C0	8	8
Pediatrics	1113320C0	20	20
Phys Medicine & Rehab	1113340A0	6	6
Psychiatry	1113400C0	11	11
Psychiatry	1113400R0	1	1
Radiology-Diagnostic	1113420A0	16	13
Radiation-Oncology	1113430C0	4	4
Radiation Oncology - Physician	1113430R0	1	0
General Surgery	1113440C0	9	9
Surgery-Preliminary	1113440P0	6	6
Surg-Prelim/Urology	1113440P1	4	4
Thoracic Surgery	1113461C0	2	2
Medicine-Psychiatry	1113715C0	2	2
Transitional	1113999P0	10	7
Transitional/Anesthesiology	1113999P1	4	4
Transitional/Neurology	1113999P2	4	4
Transitional/Radiology	1113999P3	6	6

Floyd Med Ctr-GA

Rome	Code	Quota	Matched
Family Medicine	1992120C0	5	4

Med Ctr Central Georgia/Mercer U SOM

Macon	Code	Quota	Matched
Family Medicine	1120120C0	8	8
Internal Medicine	1120140C0	9	9
Medicine-Preliminary	1120140P0	2	2
Obstetrics-Gynecology	1120220C0	4	4
Pediatrics	1120320C0	6	6
General Surgery	1120440C0	4	4

Med Ctr of Columbus-GA

Columbus	Code	Quota	Matched
Family Medicine	1118120C0	9	9
Transitional	1118999P0	3	3

Medical College of Georgia

Augusta	Code	Quota	Matched
Anesthesiology	1985040A0	4	4
Anesthesiology	1985040C0	3	3
Anesthesiology	1985040R0	4	4
Dermatology	1985080A0	3	3
Emergency Medicine	1985110C0	7	7
Family Medicine	1985120C0	6	6
Family Med/Waycross	1985120C1	2	2
Internal Medicine	1985140C0	17	12
Int Med/Research Clinician	1985140C1	1	0
Medicine-Preliminary	1985140P0	10	10
Neurological Surgery	1985160C0	1	1
Neurology	1985180A0	4	1
Child Neurology	1985185C0	1	1
Child Neurology	1985185R0	1	1
Obstetrics-Gynecology	1985220C0	5	5
Orthopaedic Surgery	1985260C0	4	4
Otolaryngology	1985280C0	2	2
Pathology	1985300C0	3	3
Pediatrics	1985320C0	15	15

Psychiatry	1985400C0	7	2
Psychiatry	1985400R0	1	1
Radiology-Diagnostic	1985420A0	4	3
General Surgery	1985440C0	5	5
Surg-Prelim/Urology	1985440P0	2	2
Surg-Prelim/Non-designated	1985440P1	2	0

Memorial Health-Univ Med Ctr-GA

Savannah	Code	Quota	Matched
Family Medicine	1971120C0	4	0
Internal Medicine	1971140C0	12	8
Medicine-Preliminary	1971140P0	4	4
Obstetrics-Gynecology	1971220C0	4	4
Pediatrics	1971320C0	8	8
Radiology-Diagnostic	1971420A0	4	4
General Surgery	1971440C0	5	5

Morehouse Sch of Med-GA

Atlanta	Code	Quota	Matched
Family Medicine	2099120C0	6	6
Internal Medicine	2099140C0	19	19
Medicine-Preliminary	2099140P0	4	4
Obstetrics-Gynecology	2099220C0	4	4
Pediatrics	2099320C0	6	6
Psychiatry	2099400C0	4	4
General Surgery	2099440C0	2	2
Surgery-Preliminary	2099440P0	6	1

Phoebe Putney Mem Hosp-GA

Albany	Code	Quota	Matched
Family Medicine	1020120C0	5	5

HAWAII

Hilo Medical Center-HI

Hilo	Code	Quota	Matched
Family Medicine	1691120C0	4	4

Tripler Army Med Ctr-HI

Tripler Amc	Code	Quota	Matched
Internal Medicine	1431140C0	3	3

University of Hawaii

Honolulu	Code	Quota	Matched
Family Medicine	3350120C0	6	6
Internal Medicine	3350140C0	18	18
Medicine-Preliminary	3350140P0	6	6
Obstetrics-Gynecology	3350220C0	6	6
Ob-Gyn/Preliminary	3350220P0	1	0
Orthopaedic Surgery	3350260C0	1	1
Ortho Surg/Research	3350260C1	1	1
Pathology	3350300C0	2	2
Pediatrics	3350320C0	8	8
Psychiatry	3350400C0	7	7
General Surgery	3350440C0	4	4
Surgery-Preliminary	3350440P0	2	2
Transitional	3350999P0	9	9

IDAHO

Family Medicine Res of Idaho

Boise	Code	Quota	Matched
Family Medicine	3039120C0	11	11

NRMP Program Results 2014 Main Residency Match®

Family Medicine Res of Idaho (Continued)

Family Med/Rural	3039120C1	3	2
Fam Med/Magic Valley Rural	3039120C2	2	2

Idaho State University

Pocatello			
Family Medicine	1005120C0	7	6

Kootenai Health-ID

Coeur D'Alene			
Family Medicine	1593120C0	6	6

VA Medical Ctr-Boise-ID

Boise			
Internal Medicine	1172140C0	8	8
Medicine-Preliminary	1172140P1	4	4

ILLINOIS

Advocate Christ Med Ctr-IL

Oak Lawn			
Emergency Medicine	1131110C0	12	12
Family Medicine	1131120C0	4	4
Pediatrics	1131320C0	13	13

Advocate IL Masonic Med Ctr

Chicago			
Anesthesiology	1137040C0	7	7
Anesthesiology	1137040R0	2	2
Internal Medicine	1137140C0	16	16
Medicine-Preliminary	1137140P0	8	8
Obstetrics-Gynecology	1137220C0	3	3
Radiology-Diagnostic	1137420A0	3	1

Advocate Lutheran Gen Hosp-IL

Park Ridge			
Family Medicine	1176120C0	9	9
Internal Medicine	1176140C0	16	16
Medicine-Preliminary	1176140P0	10	10
Obstetrics-Gynecology	1176220C0	3	3
Pediatrics	1176320C0	12	12
Psychiatry	1176400C0	3	3

Carle Foundation Hosp-IL

Urbana			
General Surgery	1226440C0	2	2
Surgery-Preliminary	1226440P0	2	1

Cook County-Stroger Hospital-IL

Chicago			
Anesthesiology	1127040C0	9	9
Dermatology	1127080A0	3	3
Dermatology	1127080R0	1	0
Emergency Medicine	1127110C0	18	18
Internal Medicine	1127140C0	40	40
Medicine-Primary	1127140M0	4	4
Pediatrics	1127320C0	10	10
Radiology-Diagnostic	1127420A0	4	4

Hinsdale Hospital-IL

Hinsdale			
Family Medicine	3006120C0	6	2

Jackson Park Hosp-IL

Chicago			
Family Medicine	1119120C0	6	5

La Grange Mem Hosp-IL

La Grange			
Family Medicine	3037120C0	4	4

Loyola Univ Med Ctr-IL

Maywood			
Anesthesiology	1170040A0	3	2
Anesthesiology	1170040C0	10	10
Dermatology	1170080A0	3	3
FM/Cook Cnty-Loy-Provident	1170120C0	12	12
Internal Medicine	1170140C0	30	30
Medicine-Preliminary	1170140P0	14	14
Neurological Surgery	1170160C0	1	1
Neurology	1170180C0	6	6
Nuclear Medicine	1170200A0	1	1
Obstetrics-Gynecology	1170220C0	4	4
Orthopaedic Surgery	1170260C0	5	5
Otolaryngology	1170280C0	3	3
Pathology	1170300C0	4	2
Pediatrics	1170320C0	10	10
Phys Medicine & Rehab	1170340A0	3	3
Psychiatry	1170400C0	6	6
Radiology-Diagnostic	1170420A0	6	6
Radiology-Diagnostic/2014 PGY2	1170420R0	1	0
Radiation-Oncology	1170430A0	2	2
General Surgery	1170440C0	6	6
Surgery-Preliminary	1170440P0	9	2
Surg-Prelim/Urology	1170440P2	3	3
Medicine-Pediatrics	1170700C0	3	3

MacNeal Hospital-IL

Berwyn			
Family Medicine	1121120C0	8	8
Internal Medicine	1121140C0	14	14
Transitional	1121999P0	16	16

Marianjoy Rehab Hosp-IL

Wheaton			
Phys Medicine & Rehab	1103340A0	5	5

Mercy Hosp & Med Ctr-IL

Chicago			
Internal Medicine	1141140C0	18	18
Obstetrics-Gynecology	1141220C0	4	4

Mt Sinai Hosp Med Ctr-IL

Chicago			
Obstetrics-Gynecology	1144220C0	4	4
Pediatrics	1144320C0	6	6

Northwestern McGaw/Lurie Peds-IL

Chicago			
Child Neurology	1842185C0	1	1
Pediatrics	1842320C0	32	32

Northwestern McGaw/NMH/VA-IL

Chicago			
Anesthesiology/3 Yr	2247040A0	10	10

NRMP Program Results 2014 Main Residency Match®

Northwestern McGaw/NMH/VA-IL (Continued)

Anesthesiology/4 Yr	2247040C0	11	11
Dermatology	2247080A0	4	4
Emergency Medicine	2247110C0	15	15
Family Medicine	2247120C0	8	8
Internal Medicine	2247140C0	34	34
Internal Medicine/PSTP	2247140C1	4	4
Medicine-Preliminary	2247140P0	3	3
Med-Prelim/Neurology	2247140P1	5	5
Neurological Surgery	2247160C0	4	4
Neurology	2247180A0	7	7
Neurology	2247180R0	1	0
Obstetrics-Gynecology	2247220C0	12	12
Orthopaedic Surgery	2247260C0	6	6
Otolaryngology	2247280C0	3	3
Pathology	2247300C0	4	4
Path-Investigator Trk	2247300C1	1	1
Plastic Surgery (Integrated)	2247362C0	2	2
Psychiatry	2247400C0	8	8
Radiology-Diagnostic	2247420A0	9	9
Radiation Oncology/4 yr	2247430A0	2	2
General Surgery	2247440C0	5	5
Surgery-Preliminary	2247440P0	7	1
Vascular Surgery	2247451C0	1	1
Thoracic Surgery	2247461C0	1	1
Medicine-Dermatology	2247785C0	1	1

Northwestern McGaw/RIC-IL

Chicago	Code	Quota	Matched
Phys Medicine & Rehab	2155340A0	8	8
Phys Medicine & Rehab	2155340C0	4	4

Presence Saint Francis Hospital-IL

Evanston	Code	Quota	Matched
Internal Medicine	1168140C0	15	15
Medicine-Preliminary	1168140P0	5	5
Obstetrics-Gynecology	1168220C0	2	2
Radiology-Diagnostic	1168420A0	3	2
Transitional	1168999P0	10	10

Quincy Fam Prac Ctr-IL

Quincy	Code	Quota	Matched
Family Medicine	2026120C0	3	3

RFUMS/Chicago Medical School-IL

North Chicago	Code	Quota	Matched
Internal Medicine	3053140C0	8	8
Psychiatry	3053400C0	7	7

Resurrection Med Ctr-IL

Chicago	Code	Quota	Matched
Emergency Medicine	1937110C0	13	13
Family Medicine	1937120C0	2	2
Transitional	1937999P0	14	14

Rush University Med Ctr-IL

Chicago	Code	Quota	Matched
Anesthesiology	1147040A0	13	5
Anesthesiology	1147040C0	8	8
Anesthesiology - Funded Only	1147040R1	1	0
Dermatology	1147080A0	2	2

Internal Medicine	1147140C0	34	34
Medicine-Preliminary	1147140P0	8	8
Med-Prelim/Neurology	1147140P1	4	4
Neurological Surgery	1147160C0	2	2
Neurology	1147180A0	8	8
Obstetrics-Gynecology	1147220C0	6	6
Orthopaedic Surgery	1147260C0	5	5
Otolaryngology	1147280C0	1	1
Pathology	1147300C0	4	1
Pediatrics	1147320C0	11	11
Phys Medicine & Rehab	1147340A0	1	1
Phys Medicine & Rehab	1147340C0	3	3
Psychiatry	1147400C0	6	6
Radiology-Diagnostic	1147420A0	5	5
Radiation Oncology	1147430A1	1	1
Radiation Oncology	1147430C1	1	1
General Surgery	1147440C0	8	8
Surgery-Preliminary	1147440P0	17	4
Medicine-Pediatrics	1147700C0	4	4

Rush-Copley Mem Hosp-IL

Aurora	Code	Quota	Matched
Family Medicine	1323120C0	4	4

SIU Carbondale-IL

Carbondale	Code	Quota	Matched
Family Medicine	2948120C0	6	6

SIU Decatur-IL

Decatur	Code	Quota	Matched
Family Medicine	2016120C0	5	1

SIU SOM & Affil Hosps-IL

Springfield	Code	Quota	Matched
Dermatology	2922080C0	2	2
Emergency Medicine	2922110C0	6	6
Family Medicine	2922120C0	10	10
Internal Medicine	2922140C0	14	14
Medicine-Preliminary	2922140P0	4	4
Neurological Surgery	2922160C0	1	1
Neurology	2922180C0	3	3
Obstetrics-Gynecology	2922220C0	4	4
Orthopaedic Surgery	2922260C0	3	3
Otolaryngology	2922280C0	2	2
Pediatrics	2922320C0	7	7
Plastic Surgery (Integrated)	2922362C0	2	2
Psychiatry	2922400C0	4	4
Radiology-Diagnostic	2922420C0	3	3
General Surgery	2922440C0	4	4
Surg-Prelim/Urology	2922440P2	2	2
Vascular Surgery	2922451C0	1	1
Medicine-Psychiatry	2922715C0	2	2

Schwab Rehab Hosp-IL

Chicago	Code	Quota	Matched
Phys Medicine & Rehab	1339340A0	5	5
Phys Medicine & Rehab	1339340R0	1	1

St Joseph Hosp-IL

Chicago	Code	Quota	Matched
Family Medicine	1405120C0	6	6
Internal Medicine	1405140C0	23	23

NRMP Program Results 2014 Main Residency Match®

St Joseph Hosp-IL (Continued)

Medicine-Preliminary	1405140P0	7	7
Obstetrics-Gynecology	1405220C0	3	3
General Surgery	1405440C0	2	2
Surgery-Preliminary	1405440P0	2	1
Transitional	1405999P0	6	6

Sts Mary and Elizabeth Med Ctr-IL

Chicago	Code	Quota	Matched
Family Medicine	1389120C0	12	12

Swedish Covenant Hosp-IL

Chicago	Code	Quota	Matched
Family Medicine	1159120C0	6	6

U IL-Methodist Med Ctr

Peoria	Code	Quota	Matched
Family Medicine	2267120C0	7	7
Psychiatry	2267400C0	4	4

U IL-St Francis Med Ctr

Peoria	Code	Quota	Matched
Emergency Medicine	1175110C0	12	12
Internal Medicine	1175140C0	10	10
Neurological Surgery	1175160C0	1	1
Neurology	1175180C0	4	4
Obstetrics-Gynecology	1175220C0	3	3
Pediatrics	1175320C0	10	10
Radiology-Diagnostic	1175420C0	4	4
General Surgery	1175440C0	4	4
Medicine-Pediatrics	1175700C0	8	8

U Illinois COM-Chicago

Chicago	Code	Quota	Matched
Anesthesiology	1150040C0	12	8
Anesthesiology	1150040R0	3	3
Dermatology	1150080A0	2	2
Emergency Medicine	1150110C0	15	15
Family Medicine/UIH	1150120C1	8	8
Internal Medicine/UIC Christ	1150140C0	21	21
Internal Medicine/UIH	1150140C1	32	32
Med-Prelim/UIH	1150140P0	14	9
Med-Prelim/UIC Christ	1150140P1	5	5
Neurological Surgery	1150160C0	1	1
Neurology	1150180C0	5	5
Obstetrics-Gynecology	1150220C0	7	7
Orthopaedic Surgery	1150260C0	7	7
Otolaryngology	1150280C0	3	3
Pathology	1150300C0	6	6
Pediatrics	1150320C0	12	12
Pediatrics/Internationally Funded	1150320C1	1	1
Psychiatry	1150400C0	10	10
Psychiatry/Research	1150400C2	0	0
Radiology-Diagnostic/UIC	1150420A0	7	7
General Surgery	1150440C0	6	6
Surgery-Prelim/Urology	1150440P0	2	2
Surg-Prelim/Undesignated	1150440P1	4	1
Medicine-Pediatrics	1150700C0	4	4
Medicine-Emergency Med	1150705C0	3	3

U Illinois COM-Rockford

Rockford	Code	Quota	Matched
Family Medicine	2268120C0	7	7
Fam Med/Dixon Rural	2268120C1	2	2

U Illinois COM-Urbana

Urbana	Code	Quota	Matched
Internal Medicine	2046140C0	14	14
Medicine-Preliminary	2046140P0	3	3

UIC/Illinois Masonic FMR

Chicago	Code	Quota	Matched
Family Medicine	3131120C0	5	5

UIC/Metro Group Hospitals-IL

Chicago	Code	Quota	Matched
General Surgery	2920440C0	6	6
Surgery-Preliminary	2920440P0	7	7

UIC/Mt Sinai Hosp Med Ctr-IL

Chicago	Code	Quota	Matched
General Surgery	1287440C0	3	3
Surgery-Preliminary	1287440P0	2	0

Univ of Chicago Med Ctr-IL

Chicago	Code	Quota	Matched
Anesthesiology	1160040A0	10	10
Anesthesiology	1160040C0	8	8
Dermatology	1160080A0	4	4
Emergency Medicine	1160110C0	15	15
Family Medicine/NorthShore	1160120C0	6	6
Internal Medicine	1160140C0	30	30
Int Med/MD Scientist	1160140C1	4	4
Internal Medicine/NorthShore	1160140C2	17	17
Medicine-Preliminary	1160140P0	7	7
Med-Prelim/NorthShore	1160140P2	10	10
Med-Prelim/Neurology-NSHore	1160140P3	1	1
Neurological Surgery	1160160C0	1	1
Neurology	1160180A0	6	6
Child Neurology	1160185A0	2	2
Obstetrics-Gynecology	1160220C0	7	7
Orthopaedic Surgery	1160260C0	5	5
Otolaryngology	1160280C0	2	2
Pathology	1160300C0	4	3
Pathology-Clinical	1160300C1	0	0
Pathology/NorthShore	1160300C2	3	3
Pediatrics	1160320C0	20	20
Pediatrics/Med Education Trk	1160320C1	1	1
Pediatrics/Public Policy Trk	1160320C2	1	1
Pediatrics/Health Economics Trk	1160320C3	0	0
Peds-Prelim/Child Neurology	1160320P0	2	2
Plastic Surgery (Integrated)	1160362C0	2	2
Psychiatry	1160400C0	6	6
Psychiatry	1160400R0	1	1
Radiology-Diagnostic	1160420A0	8	8
Radiation-Oncology	1160430A0	3	3
Radiation Oncology	1160430R0	1	1
General Surgery	1160440C0	6	6
Surg-Prelim/Urology	1160440P1	3	3
Surgery-Preliminary	1160440P2	2	2
Medicine-Pediatrics	1160700C0	4	4

NRMP Program Results 2014 Main Residency Match®

Univ of Chicago Med Ctr-IL (Continued)

Transitional/NorthShore	1160999P0	10	6
-------------------------	-----------	----	---

Weiss Memorial Hospital-IL

Chicago	Code	Quota	Matched
Transitional	1846999P0	8	8

West Suburban Med Ctr-IL

Oak Park	Code	Quota	Matched
Family Medicine	1173120C0	7	7
Internal Medicine	1173140C0	8	8
Medicine-Preliminary	1173140P0	6	6

INDIANA

Community Hospitals-IN

Indianapolis	Code	Quota	Matched
Family Medicine	3027120C0	10	10

Deaconess Hospital-IN

Evansville	Code	Quota	Matched
Family Medicine	3029120C0	8	5

Ft Wayne Med Ed Prog-IN

Fort Wayne	Code	Quota	Matched
Family Medicine	1178120C0	6	6

Indiana Univ Health Ball Memorial Hosp

Muncie	Code	Quota	Matched
Family Medicine	1192120C0	10	10
Internal Medicine	1192140C0	8	8
Transitional	1192999P0	10	10

Indiana Univ Sch Of Med

Indianapolis	Code	Quota	Matched
Anesthesiology	1187040A0	22	22
Anesthesiology	1187040C0	4	4
Anesthesiology	1187040R0	1	1
Dermatology	1187080A0	2	2
Dermatology	1187080C0	2	2
Emergency Medicine	1187110C0	19	19
Family Medicine	1187120C0	14	14
Internal Medicine	1187140C0	37	37
Neurological Surgery	1187160C0	2	2
Neurology	1187180C0	6	6
Child Neurology	1187185C0	1	0
Obstetrics-Gynecology	1187220C0	10	10
Orthopaedic Surgery	1187260C0	5	5
Otolaryngology-Clinical	1187280C0	3	3
Pathology	1187300C0	6	6
Pediatrics	1187320C0	25	25
Phys Medicine & Rehab	1187340A0	4	4
Plastic Surgery (Integrated)	1187362C0	2	2
Psychiatry	1187400C0	6	6
Radiology-Diagnostic	1187420A0	13	13
Radiology-Diagnostic	1187420C0	2	2
Radiation Oncology	1187430A0	1	1
Radiation Oncology	1187430C0	1	1
General Surgery	1187440C0	10	10
Surgery-Preliminary	1187440P0	7	6
Vascular Surgery	1187451C0	1	1
Thoracic Surgery	1187461C0	1	1

Medicine-Pediatrics	1187700C0	12	12
Pediatrics-Emergency Med	1187725C0	2	2
Peds/Psych/Child Psych	1187730C0	2	2
Transitional	1187999P0	14	14

Memorial Hospital-IN

South Bend	Code	Quota	Matched
Family Medicine	1193120C0	9	9

St Francis Hosp Ctr-IN

Indianapolis	Code	Quota	Matched
Family Medicine	2963120C0	8	8

St Josephs Reg Med Ctr-IN

Mishawaka	Code	Quota	Matched
Family Medicine	1194120C0	9	9

St Vincent Hosp Ctr-IN

Indianapolis	Code	Quota	Matched
Family Medicine	1189120C0	7	7
Internal Medicine	1189140C0	14	14
Medicine-Preliminary	1189140P0	6	6
Obstetrics-Gynecology	1189220C0	5	5
Pediatrics	1189320C0	5	5
General Surgery	1189440C0	3	3
Medicine-Family Med	1189740C0	2	2
Transitional	1189999P0	18	18

Union Hospital-IN

Terre Haute	Code	Quota	Matched
Family Medicine	3007120C0	7	7

IOWA

Broadlawns Med Ctr-IA

Des Moines	Code	Quota	Matched
Family Medicine	1199120C0	8	8
Transitional	1199999P0	4	4

Cedar Rapids Med Ed Fdn-IA

Cedar Rapids	Code	Quota	Matched
Family Medicine	1196120C0	6	6

Central Iowa Health System

Des Moines	Code	Quota	Matched
Family Med/IA Lutheran	1201120C0	6	6
Int Med/IA Methodist	1201140C0	10	10
Med-Prelim/IA Methodist	1201140P0	2	2
Peds/Blank Childrens	1201320C0	6	6
Gen Surg/IA Methodist	1201440C0	4	4
Surg-Prelim/IA Methodist	1201440P0	2	2
Trans/IA Methodist	1201999P0	4	4

Mercy Medical Center-Des Moines-IA

Des Moines	Code	Quota	Matched
Family Medicine	1346120C0	8	8
General Surgery	1346440C0	4	4

Mercy Medical Center-North Iowa

Mason City	Code	Quota	Matched
Family Medicine	2015120C0	6	6

NRMP Program Results 2014 Main Residency Match®

Northeast Iowa Med Ed Fdn

	Code	Quota	Matched
Waterloo			
Family Medicine	3079120C0	6	6

Quad Cities Genesis-IA

	Code	Quota	Matched
Davenport			
Family Medicine	2969120C0	6	6

Siouxland Med Ed Fdn-IA

	Code	Quota	Matched
Sioux City			
Family Medicine	3022120C0	6	4

U Iowa Hosps and Clinics

	Code	Quota	Matched
Iowa City			
Anesthesiology	1203040C0	13	13
Dermatology	1203080A0	4	4
Emergency Medicine	1203110C0	9	9
Family Medicine	1203120C0	6	6
Internal Medicine	1203140C0	23	23
Medicine-Preliminary	1203140P0	3	3
Med-Prelim/Neurology	1203140P1	6	6
Med-Prelim/Ophthalmology	1203140P2	5	5
Neurological Surgery	1203160C0	3	3
Neurology	1203180A0	6	6
Neurology	1203180R0	2	2
Child Neurology	1203185C0	1	1
Obstetrics-Gynecology	1203220C0	5	5
Orthopaedic Surgery	1203260C0	6	6
Otolaryngology	1203280C0	3	3
Otolaryngology/Research	1203280C1	2	2
Pathology	1203300C0	6	6
Pediatrics	1203320C0	13	13
Psychiatry	1203400C0	7	7
Radiology-Diagnostic	1203420A0	8	8
Radiology-Diagnostic - Start 7/14	1203420R0	1	1
Radiation-Oncology	1203430A0	3	3
General Surgery	1203440C0	6	6
Surg-Prelim/Urology	1203440P2	3	3
Surgery-Preliminary	1203440P3	2	1
Vascular Surgery	1203451C0	1	1
Medicine-Psychiatry	1203715C0	2	2
Psychiatry-Family Med	1203720C0	2	2

KANSAS

U Kansas SOM-Kansas City

	Code	Quota	Matched
Kansas City			
Anesthesiology	1208040C0	8	8
Anesthesiology	1208040R0	1	1
Dermatology	1208080A0	3	3
Dermatology - PGY 2 for 2014	1208080R0	1	1
Emergency Medicine	1208110C0	6	6
Family Medicine	1208120C0	9	9
Internal Medicine	1208140C0	22	22
Medicine-Preliminary	1208140P0	3	3
Med-Prelim/PM&R	1208140P1	1	1
Med-Prelim/Radiology	1208140P3	3	3
Med-Prelim/Dermatology	1208140P5	0	0
Med-Prelim/Radiation Onc	1208140P6	0	0
Med-Prelim/Ophthalmology	1208140P7	1	1
Neurological Surgery	1208160C0	2	2

Neurology	1208180C0	6	6
Neurology	1208180R0	1	1
Obstetrics-Gynecology	1208220C0	4	4
Orthopaedic Surgery	1208260C0	4	4
Otolaryngology	1208280C0	4	4
Pathology	1208300C0	4	4
Pediatrics	1208320C0	9	9
Phys Medicine & Rehab	1208340A0	3	3
Plastic Surgery (Integrated)	1208362C0	2	2
Psychiatry	1208400C0	8	8
Radiology-Diagnostic	1208420A0	6	6
Radiation Oncology	1208430A0	1	1
General Surgery	1208440C0	5	5
Surg-Prelim/Urology	1208440P1	2	2
Medicine-Psychiatry	1208715C0	2	2

U Kansas SOM-Wichita

	Code	Quota	Matched
Wichita			
Anesthesiology	3054040C0	5	5
Family Med/Via Christi	3054120C0	14	14
Family Med/Smoky Hill	3054120C1	5	5
Family Med/Wesley	3054120C2	9	8
Internal Medicine	3054140C0	11	11
Medicine-Preliminary	3054140P0	6	6
Obstetrics-Gynecology	3054220C0	5	5
Orthopaedic Surgery	3054260C0	4	4
Pediatrics	3054320C0	5	4
Psychiatry	3054400C0	4	4
Radiology-Diagnostic	3054420A0	3	1
General Surgery	3054440C0	6	6
Surgery-Preliminary	3054440P0	1	1
Medicine-Pediatrics	3054700C0	2	2

KENTUCKY

Baptist Health Madisonville-KY

	Code	Quota	Matched
Madisonville			
Family Medicine	2912120C0	6	6

St Elizabeth Med Ctr-KY

	Code	Quota	Matched
Edgewood			
Family Medicine	1213120C0	8	8

U Kentucky Med Ctr

	Code	Quota	Matched
Lexington			
Anesthesiology	1848040A0	0	0
Anesthesiology	1848040C0	12	12
Emergency Medicine	1848110C0	10	10
Family Medicine	1848120C0	6	6
Fam Med/East Kentucky	1848120C1	4	4
Fam Med/Rural-Morehead	1848120C3	2	2
Internal Medicine	1848140C0	18	18
Medicine-Primary	1848140M0	6	6
Medicine-Preliminary	1848140P0	2	2
Neurological Surgery	1848160C0	2	2
Neurology	1848180C0	5	5
Child Neurology	1848185C0	1	1
Child Neurology	1848185R0	1	0
Obstetrics-Gynecology	1848220C0	4	4
Orthopaedic Surgery	1848260C0	5	5
Otolaryngology	1848280C0	3	3

NRMP Program Results 2014 Main Residency Match®

U Kentucky Med Ctr (Continued)

Pathology	1848300C0	3	3
Pediatrics	1848320C0	8	8
Phys Medicine & Rehab	1848340C0	4	4
Plastic Surgery (Integrated)	1848362C0	2	2
Psychiatry	1848400C0	6	6
Radiology-Diagnostic	1848420A0	6	6
Radiation Oncology	1848430A0	1	1
General Surgery	1848440C0	6	6
Surgery-Preliminary	1848440P0	10	10
Surg-Prelim/Rad Onc	1848440P1	1	1
Surg-Prelim/Urology	1848440P4	2	2
Thoracic Surgery	1848461C0	1	1
Medicine-Pediatrics	1848700C0	6	6
Peds/Psych/Child Psych	1848730C0	2	2

U Louisville SOM-KY

Louisville	Code	Quota	Matched
Anesthesiology	1217040C0	8	8
Dermatology	1217080A0	2	2
Emergency Medicine	1217110C0	10	10
Family Medicine	1217120C0	8	8
Family Med/Glasgow	1217120C1	4	4
Internal Medicine	1217140C0	24	24
Medicine-Preliminary	1217140P0	14	14
Neurological Surgery	1217160C0	2	2
Neurology	1217180C0	3	3
Child Neurology	1217185A0	1	1
Child Neurology	1217185R0	1	0
Obstetrics-Gynecology	1217220C0	6	6
Orthopaedic Surgery	1217260C0	4	4
Otolaryngology	1217280C0	2	2
Pathology	1217300C0	4	4
Pediatrics	1217320C0	21	21
Peds-Prelim/Child Neurology	1217320P0	1	1
Phys Medicine & Rehab	1217340A0	2	2
Psychiatry	1217400C0	9	9
Radiology-Diagnostic	1217420A0	6	5
Radiation-Oncology	1217430A0	1	0
General Surgery	1217440C0	9	9
Surg-Prelim/Urology	1217440P0	2	2
Surg-Prelim/Non Des (1yr)	1217440P1	2	0
Medicine-Pediatrics	1217700C0	5	5

LOUISIANA

Baton Rouge Gen Med Ctr-LA

Baton Rouge	Code	Quota	Matched
Family Medicine	1139120C0	8	8
Internal Medicine	1139140C0	8	8

East Jefferson Gen Hosp-LA

Metairie	Code	Quota	Matched
Family Medicine	1404120C0	7	7

LSU SOM-Baton Rouge-LA

Baton Rouge	Code	Quota	Matched
Emergency Medicine	1221110C0	15	15
Internal Medicine	1221140C0	9	9
Medicine-Preliminary	1221140P0	7	7
Obstetrics-Gynecology	1221220C0	4	4

LSU SOM-New Orleans-LA

New Orleans	Code	Quota	Matched
Anesthesiology	1224040C0	3	3
Dermatology	1224080A0	5	5
Emergency Medicine	1224110C0	11	11
Family Medicine	1224120C0	6	6
Family Med/Rural-Bogalusa	1224120C1	6	5
Internal Medicine	1224140C0	10	10
Medicine-Preliminary	1224140P0	7	7
Neurological Surgery	1224160C0	1	1
Neurology	1224180C0	3	3
Child Neurology	1224185C0	1	1
Obstetrics-Gynecology	1224220C0	6	6
Orthopaedic Surgery	1224260C0	4	4
Otolaryngology	1224280C0	4	4
Pathology	1224300C0	3	3
Pediatrics	1224320C0	14	14
Phys Medicine & Rehab	1224340A0	1	1
Phys Medicine & Rehab	1224340C0	5	5
Plastic Surgery (Integrated)	1224362C0	2	2
Psychiatry	1224400C0	10	9
Psychiatry-LSU-LOL	1224400C1	6	6
Radiology-Diagnostic	1224420A0	3	3
General Surgery	1224440C0	8	8
Surgery-Preliminary	1224440P3	8	6
Vascular Surgery	1224451C0	2	2
Medicine-Pediatrics	1224700C0	6	5
Medicine-Emergency Med	1224705C0	2	2
Pediatrics/Emergency Medicine	1224725C0	2	2

LSUHSC Lake Charles-LA

Lake Charles	Code	Quota	Matched
Family Medicine	1278120C0	8	6

LSUHSC-Shreveport-LA

Shreveport	Code	Quota	Matched
Anesthesiology	1232040C0	8	8
Emergency Medicine	1232110C0	8	8
Family Medicine	1232120C0	6	6
Family Med/N Caddo	1232120C1	3	3
Family Med/Monroe	1232120C3	8	8
Internal Medicine	1232140C0	26	17
Medicine-Preliminary	1232140P0	6	5
Neurological Surgery	1232160C0	2	2
Neurology	1232180C0	3	3
Neurology	1232180R0	1	0
Obstetrics-Gynecology	1232220C0	6	6
Orthopaedic Surgery	1232260C0	3	3
Otolaryngology	1232280C0	3	3
Pathology	1232300C0	3	2
Pediatrics	1232320C0	8	8
Psychiatry	1232400C0	8	8
Radiology-Diagnostic	1232420C0	4	3
Radiology-Diagnostic	1232420R0	2	2
General Surgery	1232440C0	5	5
Surg-Prelim/Urology	1232440P0	2	2
Surgery-Preliminary	1232440P1	2	0
Medicine-Pediatrics	1232700C0	4	3
Emergency Med-Family Med	1232795C0	2	2

NRMP Program Results 2014 Main Residency Match®

Leonard J Chabert Med Ctr-LA

	Code	Quota	Matched
Houma			
Internal Medicine	1415140C0	8	8

Ochsner Clinic Foundation-LA

New Orleans	Code	Quota	Matched
Anesthesiology	1966040C0	10	10
Internal Medicine	1966140C0	13	13
Internal Medicine/KSA	1966140C1	2	0
Medicine-Preliminary	1966140P0	12	10
Internal Medicine - IM/KSA	1966140P1	1	0
Neurology	1966180C0	3	1
Obstetrics-Gynecology	1966220C0	5	5
Orthopaedic Surgery	1966260C0	3	3
Radiology-Diagnostic	1966420C0	5	3
Radiology-Diagnostic KSA	1966420C1	1	1
General Surgery	1966440C0	5	5
Surgery-Preliminary	1966440P0	5	3

Our Lady of the Lake Reg Med Ctr-LA

Baton Rouge	Code	Quota	Matched
Pediatrics	1421320C0	8	8
Pediatrics-Primary	1421320M0	3	3
Peds-Prelim/Child Neurology	1421320P0	1	0

Rapides Reg Med Ctr-LA

Alexandria	Code	Quota	Matched
Family Medicine	1273120C0	6	6

Tulane Univ SOM-LA

New Orleans	Code	Quota	Matched
Anesthesiology	3073040C0	5	5
Dermatology	3073080A0	4	4
Internal Medicine	3073140C0	22	22
Int Med-Primary Care	3073140C1	3	3
Medicine-Preliminary	3073140P0	12	12
Neurological Surgery	3073160C0	1	1
Neurology	3073180C0	3	3
Obstetrics-Gynecology	3073220C0	6	6
Orthopaedic Surgery	3073260C0	3	3
Otolaryngology	3073280C0	3	3
Pathology	3073300C0	3	0
Pediatrics	3073320C0	8	8
Psychiatry	3073400C0	5	5
Radiology-Diagnostic	3073420C0	4	4
General Surgery	3073440C0	4	4
Surg-Prelim/Desig	3073440P0	2	2
Surg-Prelim/Non-Desig	3073440P1	3	3
Medicine-Pediatrics	3073700C0	6	6
Medicine-Psychiatry	3073715C0	2	2
Peds/Psych/Child Psych	3073730C0	2	1
Medicine-Neurology	3073745C0	1	1

University Hospital & Clinics-LA

Lafayette	Code	Quota	Matched
Family Medicine	1225120C0	9	5
Internal Medicine	1225140C0	6	6
Medicine-Preliminary	1225140P0	1	1

MAINE

Central Maine Med Ctr

Lewiston	Code	Quota	Matched
Family Medicine	2327120C0	4	3
Family Med/Rural	2327120C1	2	1

Eastern Maine Med Ctr

Bangor	Code	Quota	Matched
Family Medicine	2520120C0	5	5

Maine Medical Center

Portland	Code	Quota	Matched
Anesthesiology	1236040C0	5	5
Emergency Medicine	1236110C0	8	8
Family Medicine	1236120C0	7	4
Internal Medicine	1236140C0	13	13
Obstetrics-Gynecology	1236220C0	4	4
Pediatrics	1236320C0	6	6
Psychiatry	1236400C0	5	5
Radiology-Diagnostic	1236420C0	4	4
General Surgery	1236440C0	4	4
Surgery-Preliminary	1236440P0	1	1
Surg-Prelim/Urology	1236440P1	1	1
Medicine-Pediatrics	1236700C0	3	3

Maine-Dartmouth Family Med

Augusta	Code	Quota	Matched
Family Medicine	2956120C0	7	7

MARYLAND

Good Samaritan Hosp-MD

Baltimore	Code	Quota	Matched
Internal Medicine	3118140C0	12	12
Medicine-Preliminary	3118140P0	2	2
Med-Prelim/PM&R	3118140P1	2	2

Greater Baltimore Med Ctr-MD

Baltimore	Code	Quota	Matched
Medicine-Primary	1241140M0	12	12
Medicine-Preliminary	1241140P0	8	8

Harbor Hospital Ctr-MD

Baltimore	Code	Quota	Matched
Internal Medicine	1250140C0	10	10
Medicine-Preliminary	1250140P0	7	7
Transitional	1250999P0	8	8

Johns Hopkins Hosp-MD

Baltimore	Code	Quota	Matched
Anesthesiology	1242040A0	25	25
Anesthesiology/Critical Care	1242040A1	0	0
Anesthesiology/Research	1242040A2	0	0
Dermatology	1242080A0	4	4
Dermatology	1242080R1	1	1
Emergency Medicine	1242110C0	12	12
Internal Medicine	1242140C0	40	40
Internal Med/Urban Health	1242140C1	4	4
Medicine-Preliminary	1242140P0	4	4
Neurological Surgery	1242160C0	3	3
Neurology	1242180A0	8	8
Child Neurology	1242185A0	1	1

NRMP Program Results 2014 Main Residency Match®

Johns Hopkins Hosp-MD (Continued)

Child Neurology	1242185C0	1	1
Child Neurology	1242185R0	1	1
Neurodevelopmental Disabilities	1242186A0	2	2
Obstetrics-Gynecology	1242220C0	9	9
Orthopaedic Surgery	1242260C0	5	5
Otolaryngology	1242280C0	5	5
Pathology AP/CP or AP Only	1242300C0	8	8
Pathology CP Only	1242300C1	0	0
Pathology AP/NP	1242300C2	0	0
Pediatrics	1242320C0	24	24
Peds-Prelim/Child Psych	1242320P0	1	0
Peds-Prelim/NDD	1242320P2	0	0
Phys Medicine & Rehab	1242340A0	6	6
Plastic Surgery (Integrated)	1242362C0	4	4
Psychiatry	1242400A0	1	0
Psychiatry	1242400C0	10	10
Psychiatry-PGY2 Match	1242400R0	2	2
Radiology-Diagnostic	1242420A0	10	10
Radiation-Oncology	1242430A0	4	4
Radiation Oncology	1242430R0	1	1
General Surgery	1242440C0	6	6
Surgery-Preliminary	1242440P0	12	12
Medicine-Pediatrics	1242700C0	4	4
Pediatrics-Anesthesiology	1242726C0	2	2
Pediatrics-Medical Genetics	1242765C0	0	0
Medicine/Medical Genetics	1242766C0	1	0

Johns Hopkins/Bayview-MD

Baltimore	Code	Quota	Matched
Internal Medicine	1237140C0	8	8
Medicine-Primary	1237140M0	8	8
Medicine-Preliminary	1237140P0	4	4
Med-Prelim/Neurology	1237140P1	0	0

MedStar Franklin Square Med Ctr-MD

Baltimore	Code	Quota	Matched
Family Medicine	1240120C0	8	8
Internal Medicine	1240140C0	10	10
Medicine-Preliminary	1240140P0	7	7
Obstetrics-Gynecology	1240220C0	3	3
Family Med-Preventive Med	1240752C0	1	1

Natl Insts of Health-MD

Bethesda	Code	Quota	Matched
Pathology	2006300C0	3	3

Prince Georges Hosp Ctr-MD

Cheverly	Code	Quota	Matched
Internal Medicine	1905140C0	12	12
Medicine-Preliminary	1905140P0	6	6

Sinai Hospital of Baltimore-MD

Baltimore	Code	Quota	Matched
Internal Medicine	1249140C0	16	16
Medicine-Preliminary	1249140P0	11	11
Obstetrics-Gynecology	1249220C0	4	4
Pediatrics	1249320C0	8	8
Peds-Prelim/Child Neurology	1249320P0	0	0
Phys Medicine & Rehab	1249340A0	4	4
General Surgery	1249440C0	3	3

St Agnes Hospital-MD

Baltimore	Code	Quota	Matched
Internal Medicine	1247140C0	12	12
Medicine-Preliminary	1247140P0	4	4
General Surgery	1247440C0	3	3
Surgery-Preliminary	1247440P0	4	4

U Maryland Med Ctr

Baltimore	Code	Quota	Matched
Anesthesiology	1252040A0	5	3
Anesthesiology	1252040C0	8	4
Dermatology	1252080A0	3	3
Dermatology - Funded Residents	1252080R0	3	2
Emergency Medicine	1252110C0	11	11
SACM-Emergency Medicine	1252110C1	2	2
Emergency Medicine - Military	1252110C2	1	0
Family Medicine	1252120C0	10	10
Internal Medicine	1252140C0	30	30
Internal Med/Research Pathway	1252140C1	0	0
Medicine-Preliminary	1252140P0	9	4
Med-Prelim/Neurology	1252140P1	5	5
Neurological Surgery	1252160C0	2	2
Neurology	1252180A0	7	7
Obstetrics-Gynecology	1252220C0	7	7
Orthopaedic Surgery	1252260C0	5	5
Otolaryngology	1252280C0	2	2
Pathology	1252300C0	4	4
Pediatrics	1252320C0	14	14
Peds-Prelim/Child Neurology	1252320P0	1	1
Psychiatry/Sheppard Pratt	1252400C0	16	16
Psychiatry	1252400R0	3	3
Radiology-Diagnostic	1252420A0	9	9
Radiology-Diagnostic - SACM	1252420R0	1	1
Radiation-Oncology	1252430A0	3	3
General Surgery	1252440C0	6	6
Surgery-Preliminary	1252440P0	7	7
Surg-Prelim/Urology	1252440P2	2	2
Thoracic Surgery	1252461C0	1	1
Medicine-Pediatrics	1252700C0	4	4
Medicine-Emergency Med	1252705C0	2	2
Pediatrics-Emergency Med	1252725C0	2	2

U Maryland Med Ctr Midtown Campus

Baltimore	Code	Quota	Matched
Internal Medicine	1244140C0	8	8
Transitional	1244999P0	12	12

U Maryland-Mercy Med Ctr

Baltimore	Code	Quota	Matched
Medicine-Preliminary	1245140P0	17	17

Union Memorial Hosp-MD

Baltimore	Code	Quota	Matched
Internal Medicine	1251140C0	11	11
Medicine-Preliminary	1251140P0	5	4
Med-Prelim/Neurology	1251140P1	3	3
Orthopaedic Surgery	1251260C0	2	2
General Surgery	1251440C0	2	1
Surgery-Preliminary	1251440P0	6	3

NRMP Program Results 2014 Main Residency Match®

MASSACHUSETTS

B I Deaconess Med Ctr-MA

Boston	Code	Quota	Matched
Anesthesiology	1256040A0	12	10
Anesthesiology	1256040C0	6	6
Emergency Medicine	1256110C0	13	13
Internal Medicine	1256140C0	43	43
Medicine-Primary	1256140M0	4	4
Medicine-Primary/HIV	1256140M1	3	3
Medicine-Preliminary	1256140P0	13	13
Med-Prelim/Neurology	1256140P1	1	1
Neurology	1256180A0	7	7
Obstetrics-Gynecology	1256220C0	5	5
Pathology	1256300C0	11	11
Pathology-Clinical	1256300C1	0	0
Radiology-Diagnostic	1256420A0	10	10
General Surgery	1256440C0	9	9
Surgery-Preliminary	1256440P0	10	7
Vascular Surgery	1256451C0	1	1
Transitional Year	1256999P0	8	8

Baystate Med Ctr-MA

Springfield	Code	Quota	Matched
Anesthesiology-3 yr	1286040A0	5	5
Anesthesiology-4 yr	1286040C0	4	4
Emergency Medicine	1286110C0	14	14
Internal Medicine	1286140C0	21	19
Medicine-Primary	1286140M0	1	1
Obstetrics-Gynecology	1286220C0	6	6
Pathology	1286300C0	4	4
Pediatrics	1286320C0	12	12
Psychiatry	1286400C0	4	4
Radiology-Diagnostic	1286420A0	4	4
General Surgery	1286440C0	5	5
Surgery-Preliminary	1286440P0	2	0
Medicine-Pediatrics	1286700C0	8	8

Berkshire Med Ctr-MA

Pittsfield	Code	Quota	Matched
Internal Medicine	1281140C0	7	7
Medicine-Preliminary	1281140P0	7	7
Psychiatry	1281400C0	4	1

Boston Univ Med Ctr-MA

Boston	Code	Quota	Matched
Anesthesiology	1257040A0	4	4
Anesthesiology	1257040C0	5	5
Anesthesiology	1257040R0	1	1
Dermatology	1257080A0	5	5
Emergency Medicine	1257110C0	12	12
Family Medicine	1257120C0	10	10
Internal Medicine	1257140C0	42	42
Medicine-Primary	1257140M0	2	2
Medicine-Preliminary	1257140P0	9	9
Neurology	1257180A0	6	6
Child Neurology	1257185A0	1	1
Child Neurology	1257185C0	1	1
Child Neurology	1257185R0	1	0
Obstetrics-Gynecology	1257220C0	5	5

Orthopaedic Surgery	1257260C0	4	4
Ortho Surg/Research	1257260C1	1	1
Otolaryngology	1257280C0	3	3
Pathology	1257300C0	1	1
Pathology/Funded	1257300C1	1	1
Psychiatry	1257400C0	8	7
Radiology-Diagnostic	1257420A0	9	9
General Surgery	1257440C0	5	5
Surgery-Preliminary	1257440P0	3	3
Surg-Prelim/Urology	1257440P1	2	2

Brigham & Womens Hosp-MA

Boston	Code	Quota	Matched
Anesthesiology	1265040A0	8	7
Anesthesiology	1265040C0	14	14
Anesthesiology	1265040R0	1	1
Emergency Medicine/BWH-MGH	1265110C0	15	15
Internal Medicine	1265140C0	40	40
Medicine-Primary/DGM	1265140M0	8	8
Medicine-Primary/HVMA	1265140M1	4	4
Medicine-Preliminary	1265140P0	12	12
Med-Prelim/Neurology	1265140P1	6	6
Neurological Surgery	1265160C0	3	3
Neurology/BWH-MGH	1265180A0	18	18
Neurology	1265180R0	1	1
Obstetrics-Gynecology/BWH-MGH	1265220C0	11	11
Path(AP only & comb AP/CP)	1265300C0	10	10
Clinical Pathology only	1265300C1	2	0
Plastic Surgery (Integrated)	1265362C0	3	3
Radiology-Diagnostic	1265420A0	10	10
Radiation Oncology	1265430A0	7	7
General Surgery	1265440C0	8	8
Surgery-Preliminary	1265440P0	11	5
Med-Peds/Harvard BWH/CHB	1265700C0	4	4

Cambridge Health Alliance-MA

Cambridge	Code	Quota	Matched
Family Medicine/Tufts	1268120C0	8	8
Medicine-Primary	1268140M0	8	8
Psychiatry	1268400C0	8	8
Transitional	1268999P0	7	7

Childrens Hospital-Boston-MA

Boston	Code	Quota	Matched
Child Neurology	1259185A0	2	2
Child Neurology	1259185C0	3	3
Neurodevelopmental Disabilities	1259186A0	1	1
Peds/Childrens Hosp	1259320C0	24	24
Peds/Urban Health Advocacy-BMC	1259320C1	10	10
Peds-Prelim/NDD	1259320P1	1	1
Pediatrics-Anesthesiology	1259726C0	2	2
Pediatrics-Medical Genetics	1259765C0	1	1

Grtr Lawrence Fam Hlth Ctr-MA

Lawrence	Code	Quota	Matched
Family Medicine	1283120C0	8	8

Harvard Longwood Psych-MA

Boston	Code	Quota	Matched
Psychiatry	1270400C2	15	15
Psychiatry	1270400R0	1	0

NRMP Program Results 2014 Main Residency Match®

Harvard Med School/Mass Eye and Ear

Boston	Code	Quota	Matched
Otolaryngology	1180280C0	4	4
Otolaryngology/Research	1180280C1	1	1

Harvard South Shore-MA

Brockton	Code	Quota	Matched
Psychiatry	3120400C0	8	8

Harvard/Spaulding-MA

Charlestown	Code	Quota	Matched
Phys Medicine & Rehab	1260340A0	7	7

Lahey Clinic-MA

Burlington	Code	Quota	Matched
Internal Medicine	3130140C0	12	12
Medicine-Preliminary	3130140P0	4	4
Med-Prelim/Neurology-Tufts	3130140P1	2	2
Radiology-Diagnostic	3130420A0	4	3
Radiology-Diag/Sponsored	3130420A1	1	0
General Surgery	3130440C0	3	3
Surg-Prelim/Urology	3130440P0	3	3
Surg-Prelim/FIG	3130440P2	1	0

Lemuel Shattuck Hosp-MA

Boston	Code	Quota	Matched
Transitional	3112999P0	6	6

Massachusetts Gen Hosp

Boston	Code	Quota	Matched
Anesthesiology PG 2-4	1261040A0	17	17
Anesthesiology PG 1-4	1261040C0	6	6
Anesthesiology/IS	1261040R0	2	2
Derm/Harvard Combined	1261080A0	8	8
Internal Medicine	1261140C0	43	43
Medicine-Primary	1261140M0	7	7
Med-Primary/Global PC	1261140M1	2	2
Medicine-Preliminary	1261140P0	6	6
Med-Prelim/Neurology	1261140P1	6	6
Neurological Surgery	1261160C0	3	3
Child Neurology	1261185A0	2	2
Ortho Surg/Harvard Combined	1261260C0	12	12
Pathology-Clinical	1261300C0	3	3
Pathology-Anat/Clin or Anat	1261300C1	7	7
Pediatrics	1261320C0	15	15
Pediatrics-Preliminary	1261320P0	0	0
Peds-Prelim/Child Neurology	1261320P1	2	2
Peds/Adult/Child Psychiatry	1261400C0	2	2
Psychiatry	1261400C1	14	14
Psychiatry/PGY2	1261400R0	1	1
Radiology-Diagnostic	1261420A0	11	11
General Surgery	1261440C0	9	9
Surgery-Preliminary	1261440P0	6	6
Vascular Surgery	1261451C0	2	2
Med-Peds/Harvard MGH	1261700C2	4	4
Medicine-Dermatology/BWH	1261785C0	1	1

Metrowest-Framingham-MA

Framingham	Code	Quota	Matched
Internal Medicine	1812140C0	8	8
Transitional	1812999P0	12	12

Mt Auburn Hospital-MA

Cambridge	Code	Quota	Matched
Internal Medicine	1269140C0	13	13
Medicine-Preliminary	1269140P0	14	14
Radiology-Diagnostic	1269420A0	3	3

Newton-Wellesley Hosp-MA

Newton	Code	Quota	Matched
Transitional	1280999P0	9	9

North Shore Med Ctr/Salem Hosp-MA

Salem	Code	Quota	Matched
Internal Medicine	1284140C0	6	6
Medicine-Preliminary	1284140P0	4	4
Med-Prelim/Neurology-MGH	1284140P1	0	0

St Elizabeths Med Ctr-MA

Boston	Code	Quota	Matched
Anesthesiology	1266040A0	10	10
Internal Medicine	1266140C0	14	14
Medicine-Preliminary	1266140P0	5	5
Med-Prelim/Neurology-Tufts	1266140P1	2	2
Psychiatry	1266400C0	5	5
Psychiatry	1266400R0	1	1
General Surgery	1266440C0	3	3
Surgery-Preliminary	1266440P0	4	3

St Vincent Hosp-Worcester-MA

Worcester	Code	Quota	Matched
Internal Medicine	1290140C0	21	21
Medicine-Preliminary	1290140P0	9	9
Radiology-Diagnostic	1290420A0	3	3

Steward Carney Hospital-MA

Boston	Code	Quota	Matched
Family Medicine	1258120C0	7	7
Internal Medicine	1258140C0	8	8
Medicine-Preliminary	1258140P0	4	4
Transitional	1258999P0	7	7

Tufts Medical Center-MA

Boston	Code	Quota	Matched
Anesthesiology	1263040A0	9	9
Anesthesiology - FAP/AY14-15	1263040R0	2	1
Anesthesiology - AY14-15	1263040R1	1	1
Dermatology	1263080A0	2	1
Dermatology/FAP	1263080A1	1	1
Internal Medicine	1263140C0	24	24
Neurological Surgery	1263160C0	1	1
Neurology	1263180A0	5	5
Neurology/FAP	1263180A1	2	1
Child Neurology	1263185A0	1	1
Child Neurology	1263185C0	0	0
Child Neurology	1263185R0	1	0
Obstetrics-Gynecology	1263220C0	5	5
Ob-Gyn/Preliminary	1263220P0	1	1
Orthopaedic Surgery	1263260C0	4	4
Otolaryngology	1263280C0	2	2
Pathology	1263300C0	2	2
Pediatrics	1263320C0	11	11
Phys Medicine & Rehab	1263340A0	3	3

NRMP Program Results 2014 Main Residency Match®

Tufts Medical Center-MA (Continued)

Psychiatry	1263400C0	5	5
Psychiatry/FAP	1263400C1	1	1
Psychiatry - PGY2	1263400R0	1	1
Radiology-Diagnostic	1263420A0	5	5
Radiology-Diagnostic - FAP14	1263420R1	1	0
Radiation-Oncology	1263430A0	2	2
General Surgery	1263440C0	3	3
Surgery-Preliminary	1263440P0	5	4
Peds/Psych/Child Psych	1263730C0	2	2

U Massachusetts Med School

Worcester	Code	Quota	Matched
Anesthesiology	3050040A0	2	0
Anesthesiology	3050040C0	6	1
Dermatology	3050080A0	3	3
Emergency Medicine	3050110C0	12	12
Fam Med/Hahnemann FHC	3050120C0	4	4
Fam Med/Queen St FHC	3050120C1	4	4
Family Med/Barre FHC	3050120C2	4	4
Family Med/Fitchburg	3050120C3	4	4
Internal Medicine	3050140C0	28	28
Internal Medicine - Primary Care	3050140C1	0	0
Medicine-Preliminary	3050140P0	4	4
Med-Prelim/Neurology	3050140P1	5	5
Neurology	3050180A0	6	6
Obstetrics-Gynecology	3050220C0	5	5
Orthopaedic Surgery	3050260C0	4	4
Orthopaedic Surgery/Research	3050260C1	1	1
Pathology	3050300C0	4	4
Pediatrics	3050320C0	8	8
Plastic Surgery (Integrated)	3050362C0	2	2
Psychiatry	3050400C0	4	4
Psychiatry/Child Psych	3050400C1	2	2
Radiology-Diagnostic	3050420A0	5	5
General Surgery	3050440C0	6	6
Surgery-Preliminary	3050440P0	5	0
Vascular Surgery	3050451C0	2	2
Medicine-Pediatrics	3050700C0	4	4
Psychiatry-Neurology	3050755C1	2	2

MICHIGAN

Beaumont Health System-MI

Royal Oak	Code	Quota	Matched
Anesthesiology	1978040C0	6	5
Emergency Medicine	1978110C0	14	14
Family Medicine/Troy	1978120C0	5	5
Family Med/Grosse Pointe	1978120C1	6	6
Internal Medicine	1978140C0	20	20
Obstetrics-Gynecology	1978220C0	6	6
Orthopaedic Surgery	1978260C0	5	5
Pathology	1978300C0	3	3
Pediatrics	1978320C0	7	7
Phys Medicine & Rehab	1978340C0	4	4
Radiology-Diagnostic	1978420C0	10	10
Radiation-Oncology	1978430C0	3	3
General Surgery	1978440C0	5	5
Surgery-Preliminary	1978440P0	2	1
Surg-Prelim/Urology	1978440P1	2	2

Medicine-Pediatrics	1978700C0	4	4
Transitional/Ophthalmology	1978999P1	3	3

Central Michigan University COM

Saginaw	Code	Quota	Matched
Emergency Medicine	1320110C0	8	8
SACM Emergency Medicine	1320110C1	2	2
Family Medicine	1320120C0	6	6
Internal Medicine	1320140C0	7	6
Obstetrics-Gynecology	1320220C0	4	4
Psychiatry	1320400C0	4	4
General Surgery	1320440C0	2	2

Childrens Hosp of Michigan

Detroit	Code	Quota	Matched
Pediatrics	1843320C0	21	21
Peds-Prelim/Child Neurology	1843320P0	2	2

Detroit Med Ctr Corporation-MI

Detroit	Code	Quota	Matched
Internal Med/Sinai-Grace	1374140C0	17	17
Orthopaedic Surgery	1374260C0	4	4
Transitional	1374999P0	15	15
Transitional/Neurology	1374999P1	8	8

Doctors Hosp of Michigan/OPMC

Pontiac	Code	Quota	Matched
Family Medicine	1318120C0	6	6

Genesys Reg Med Ctr-MI

Grand Blanc	Code	Quota	Matched
Emergency Medicine	1308110C0	2	2
Family Medicine	1308120C0	10	10

Grand Rapids Med Ed Partners-MI

Grand Rapids	Code	Quota	Matched
Emergency Medicine	2077110C0	9	9
Family Medicine	2077120C0	13	12
Internal Medicine	2077140C0	12	12
Neurology	2077180C0	3	3
Obstetrics-Gynecology	2077220C0	8	8
Orthopaedic Surgery	2077260C0	5	5
Pediatrics	2077320C0	14	14
Plastic Surgery (Integrated)	2077362C0	2	2
Radiology-Diagnostic	2077420C0	3	3
General Surgery	2077440C0	6	6
Surgery-Preliminary	2077440P0	1	0
Vascular Surgery	2077451C0	1	1
Medicine-Pediatrics	2077700C0	4	4
Transitional	2077999P0	7	7

Henry Ford HSC-MI

Detroit	Code	Quota	Matched
Anesthesiology	1300040A0	4	0
Anesthesiology	1300040C0	8	8
Dermatology	1300080A0	6	6
Emergency Medicine	1300110C0	14	14
Family Medicine	1300120C0	7	7
Internal Medicine	1300140C0	36	36
Neurological Surgery	1300160C0	2	2
Neurology	1300180C0	6	6
Obstetrics-Gynecology	1300220C0	4	2

NRMP Program Results 2014 Main Residency Match®

Henry Ford HSC-MI (Continued)

Orthopaedic Surgery	1300260C0	6	6
Otolaryngology	1300280C0	2	2
Pathology	1300300C0	5	5
Psychiatry	1300400C0	6	6
Radiology-Diagnostic	1300420C0	9	7
Radiation-Oncology	1300430A0	2	2
General Surgery	1300440C0	6	6
Surgery-Preliminary	1300440P0	1	0
Surgery-Prelim/Urology	1300440P1	3	3
Medicine-Emergency Med	1300705C0	2	2
Transitional	1300999P0	17	17
Transitional/Anesthesiology	1300999P2	0	0

Hurley Medical Ctr-MI

Flint	Code	Quota	Matched
Internal Medicine	1307140C0	12	12
Obstetrics-Gynecology	1307220C0	4	4
Pediatrics	1307320C0	7	7
Medicine-Pediatrics	1307700C0	3	3
Transitional	1307999P0	6	5

Marquette Gen Hosp-MI

Marquette	Code	Quota	Matched
Family Medicine	2014120C0	4	4

McLaren Reg Med Ctr-MI

Flint	Code	Quota	Matched
Family Medicine	1866120C0	6	6
Orthopaedic Surgery	1866260C0	3	3

Mercy Memorial Hospital System-MI

Monroe	Code	Quota	Matched
Family Medicine	1530120C0	6	4

Michigan St Univ-East Lansing

Lansing	Code	Quota	Matched
Internal Medicine	2436140C0	7	7
Internal Medicine/Scholar	2436140C1	1	1
Pediatrics	2436320C0	4	4
Phys Medicine & Rehab	2436340A0	1	1
Phys Medicine & Rehab	2436340R0	1	1
Psychiatry	2436400C0	3	3
Psychiatry	2436400R0	1	1
General Surgery	2436440C0	4	4
Surgery-Preliminary	2436440P0	4	3

MidMichigan Med Center-MI

Midland	Code	Quota	Matched
Family Medicine	1961120C0	6	6

Munson Medical Center-MI

Traverse City	Code	Quota	Matched
Family Medicine	1349120C0	2	2

Oakwood Heritage Hospital-MI

Taylor	Code	Quota	Matched
Transitional	1523999P0	5	5

Oakwood Hospital-MI

Dearborn	Code	Quota	Matched
Family Medicine	1946120C0	8	8
Internal Medicine	1946140C0	10	10

Medicine-Preliminary	1946140P0	3	3
Obstetrics-Gynecology	1946220C0	4	4
Radiology-Diagnostic	1946420C0	4	2
Transitional	1946999P0	8	8

Pine Rest Christian Mental Hlth Svcs-MI

Grand Rapids	Code	Quota	Matched
Psychiatry	1634400C0	6	4

Providence Hospital-MI

Southfield	Code	Quota	Matched
Family Medicine	1303120C0	6	5
Obstetrics-Gynecology	1303220C0	5	5
Radiology-Diagnostic	1303420A0	3	3
General Surgery	1303440C0	3	2
Surgery-Preliminary	1303440P0	6	6
Transitional	1303999P0	4	4
Trans/Radiology	1303999P1	3	1

Sparrow Hospital-MI

Lansing	Code	Quota	Matched
Emergency Medicine	1315110C0	5	5
Emergency Medicine/SACM	1315110C1	1	1
Family Medicine	1315120C0	4	4
Neurology	1315180C0	1	1
Obstetrics-Gynecology	1315220C0	4	4

St John Hospital-MI

Detroit	Code	Quota	Matched
Emergency Medicine	1915110C0	12	12
Family Medicine	1915120C0	7	7
Internal Medicine	1915140C0	17	17
Internal Med/SACM Sponsored	1915140C1	2	2
Medicine-Preliminary	1915140P0	6	6
Obstetrics-Gynecology	1915220C0	4	4
Pediatrics	1915320C0	6	6
General Surgery	1915440C0	5	5
Surgery-Preliminary	1915440P0	2	2
Transitional	1915999P0	4	4

St Joseph Mercy-Ann Arbor-MI

Ann Arbor	Code	Quota	Matched
Internal Medicine	1292140C0	16	16
Medicine-Preliminary	1292140P0	1	0
Obstetrics-Gynecology	1292220C0	4	4
General Surgery	1292440C0	6	6
Transitional	1292999P0	12	12

St Joseph Mercy-Livingston-MI

Howell	Code	Quota	Matched
Family Medicine	1400120C0	5	4

St Joseph Mercy-Oakland-MI

Pontiac	Code	Quota	Matched
Internal Medicine	1319140C0	15	15
Radiology-Diagnostic	1319420C0	4	3
General Surgery	1319440C0	2	2
Surgery-Preliminary	1319440P0	3	1
Transitional	1319999P0	2	2

St Mary Mercy Hospital-MI

Livonia	Code	Quota	Matched
Family Medicine	1418120C0	6	6

NRMP Program Results 2014 Main Residency Match®

St Mary Mercy Hospital-MI (Continued)

Internal Medicine	1418140C0	13	13
Psychiatry	1418400C0	6	3
Transitional	1418999P0	18	8

U Michigan Hosps-Ann Arbor

Ann Arbor	Code	Quota	Matched
Anesthesiology	1293040C0	24	24
Anesthesiology	1293040R0	6	6
Dermatology	1293080A0	8	8
Dermatology	1293080R0	2	2
Emergency Medicine	1293110C0	16	16
Family Med/Ypsilanti	1293120C0	5	5
Family Med/Chelsea	1293120C1	6	6
Internal Medicine	1293140C0	44	44
Neurological Surgery	1293160C0	3	3
Neurology	1293180C0	6	6
Child Neurology	1293185C0	2	2
Obstetrics-Gynecology	1293220C0	6	6
Orthopaedic Surgery	1293260C0	8	8
Otolaryngology	1293280C0	3	3
Otolaryngology/Research	1293280C1	1	1
Pathology	1293300C0	8	8
Pediatrics	1293320C0	22	14
Phys Medicine & Rehab	1293340A0	6	6
Plastic Surgery (Integrated)	1293362C0	3	3
Psychiatry	1293400C0	12	12
Psychiatry-PGY2	1293400R0	1	1
Radiology-Diagnostic	1293420A0	11	11
Radiation-Oncology	1293430A0	3	3
General Surgery	1293440C0	6	6
Surgery-Preliminary	1293440P0	4	0
Surg-Prelim/Urology	1293440P2	4	4
Vascular Surgery	1293451C0	1	1
Thoracic Surgery	1293461C0	2	2
Medicine-Pediatrics	1293700C0	8	8

WSU/Detroit Med Ctr-MI

Detroit	Code	Quota	Matched
Anesthesiology	1295040C0	8	8
Emergency Medicine	1295110C0	14	14
Emergency Med/Sinai-Grace	1295110C1	12	10
Family Medicine	1295120C0	6	6
Int Med/Det/Harper/VA	1295140C0	31	31
Neurological Surgery	1295160C0	2	2
Neurology	1295180A0	7	7
Neurology/Sponsored 2015	1295180A1	1	1
Child Neurology	1295185A0	3	3
Obstetrics-Gynecology	1295220C0	10	10
Pathology	1295300C0	3	3
Phys Medicine & Rehab	1295340A0	4	4
Psychiatry	1295400C0	10	7
Psychiatry - PGY 2 position	1295400C1	1	0
Radiology-Diagnostic	1295420A0	8	8
Radiation-Oncology	1295430A0	1	1
General Surgery	1295440C0	8	8
Surgery-Preliminary	1295440P0	10	10
Medicine-Pediatrics	1295700C0	5	5
Pediatrics-Medical Genetics	1295765C0	1	0

Wayne State University SOM-MI

Detroit	Code	Quota	Matched
Dermatology	1361080A0	3	3
Family Medicine	1361120C0	6	6
Internal Medicine	1361140C0	13	13
Orthopaedic Surgery	1361260C0	3	3
Otolaryngology	1361280C0	4	4
Phys Medicine & Rehab	1361340C0	4	4
Transitional	1361999P0	16	7

Western Michigan Univ School of Medicine

Kalamazoo	Code	Quota	Matched
Emergency Medicine	1314110C0	20	20
Family Medicine	1314120C0	7	3
Internal Medicine	1314140C0	6	6
Orthopaedic Surgery	1314260C0	3	3
Pediatrics	1314320C0	8	8
Psychiatry	1314400C0	4	4
Psychiatry	1314400R0	1	0
General Surgery	1314440C0	3	3
Surgery-Preliminary	1314440P0	2	2
Medicine-Pediatrics	1314700C0	4	4

MINNESOTA

Abbott Northwestern-MN

Minneapolis	Code	Quota	Matched
Internal Medicine	1330140C0	10	10

Allina Fam Res Prog-MN

St Paul	Code	Quota	Matched
Family Medicine	1342120C0	6	6

Hennepin Co Med Ctr-MN

Minneapolis	Code	Quota	Matched
Emergency Medicine	1329110C0	11	11
Family Medicine	1329120C0	10	10
Internal Medicine	1329140C0	19	19
Psychiatry	1329400C0	8	8
General Surgery	1329440C0	4	4
Surgery-Preliminary	1329440P0	2	1
Medicine-Emergency Med	1329705C0	2	2
Transitional	1329999P0	12	12

Mayo School of Grad Med Educ-MN

Rochester	Code	Quota	Matched
Anesthesiology	1328040A0	8	8
Anesthesiology	1328040C0	10	10
Dermatology	1328080A0	6	6
Dermatology/Research	1328080A1	0	0
Dermatology	1328080C0	2	2
Emergency Medicine	1328110C0	8	8
Family Medicine	1328120C0	8	5
Internal Medicine	1328140C0	45	45
Int Med/CI Research	1328140C1	3	3
Medicine-Preliminary	1328140P0	4	4
Neurological Surgery	1328160C0	3	3
Neurology	1328180A0	3	3
Neurology	1328180C0	6	6
Child Neurology	1328185C0	2	1
Obstetrics-Gynecology	1328220C0	4	4

NRMP Program Results 2014 Main Residency Match®

Mayo School of Grad Med Educ-MN (Continued)

Ob-Gyn/Research	1328220C1	1	0
Orthopaedic Surgery	1328260C0	12	12
Otolaryngology	1328280C0	4	4
Pathology-Anatomic and Clinical	1328300C0	4	4
Path-Anatomic Pathology Only	1328300C1	1	1
Path-Anatomic/Neuropathology	1328300C2	1	1
Pediatrics	1328320C0	12	12
Phys Medicine & Rehab	1328340A0	5	5
Phys Medicine & Rehab	1328340C0	2	2
Plastic Surgery (Integrated)	1328362C0	3	3
Psychiatry	1328400C0	9	9
Radiology-Diagnostic	1328420A0	13	13
Radiation-Oncology	1328430A0	3	3
General Surgery	1328440C0	9	9
Joint Gen & Thoracic Surg	1328440C1	1	1
Gen Surg/Integrated Comm & Rural	1328440C2	0	0
Surgery-Preliminary	1328440P0	15	15
Surg-Prelim/Urology	1328440P3	5	5
Vascular Surgery	1328451C0	1	1

Regions Hosp/HealthPartners-MN

St Paul	Code	Quota	Matched
Emergency Medicine	1335110C0	10	10

U Minnesota Med School

Minneapolis	Code	Quota	Matched
Anesthesiology	1334040A0	4	3
Anesthesiology	1334040C0	3	3
Dermatology	1334080A0	4	4
Dermatology - PGY2	1334080R0	1	1
Family Med/Methodist	1334120C0	6	6
Family Med/N Memorial	1334120C1	10	10
Family Med/Smileys	1334120C2	6	6
Family Med/St Johns	1334120C3	6	6
Family Med/St Josephs	1334120C4	8	8
Family Med/Mankato	1334120C5	3	3
Family Med/St. Cloud	1334120C6	5	5
Family Med/Duluth	1334120C7	8	5
Internal Medicine	1334140C0	30	30
Neurological Surgery	1334160C0	2	2
Neurology	1334180C0	6	6
Obstetrics-Gynecology	1334220C0	9	9
Orthopaedic Surgery	1334260C0	8	8
Otolaryngology	1334280C0	4	4
Pathology	1334300C0	5	4
Pediatrics	1334320C0	23	23
Phys Medicine & Rehab	1334340A0	1	1
Phys Medicine & Rehab	1334340C0	4	4
Plastic Surgery (Integrated)	1334362C0	2	2
Psychiatry	1334400C0	7	7
Radiology-Diagnostic	1334420C0	10	10
Radiology-Diagnostic	1334420R0	2	2
Radiation-Oncology	1334430A0	1	1
General Surgery	1334440C0	6	6
Surgery-Preliminary	1334440P0	6	6
Medicine-Pediatrics	1334700C0	10	10
Medicine-Dermatology	1334785C0	2	2

MISSISSIPPI

Forrest General Hospital-MS

Hattiesburg	Code	Quota	Matched
Family Medicine	1692120C0	6	4

North Mississippi Med Ctr

Tupelo	Code	Quota	Matched
Family Medicine	1218120C0	8	8

University Hosps-Jackson-MS

Jackson	Code	Quota	Matched
Anesthesiology	1957040C0	8	8
Dermatology	1957080A0	2	2
Emergency Medicine	1957110C0	10	10
Family Medicine	1957120C0	10	10
Internal Medicine	1957140C0	27	27
Medicine-Primary	1957140M0	0	0
Medicine-Preliminary	1957140P0	1	1
Med-Prelim/Ophthalmology	1957140P2	4	4
Med-Prelim/Dermatology	1957140P4	2	1
Med-Prelim/Rad Oncology	1957140P5	1	0
Neurological Surgery	1957160C0	1	1
Neurology	1957180C0	4	4
Child Neurology	1957185C0	1	0
Child Neurology	1957185R0	2	2
Obstetrics-Gynecology	1957220C0	6	6
Orthopaedic Surgery	1957260C0	4	4
Otolaryngology	1957280C0	3	3
Pathology	1957300C0	4	0
Pediatrics	1957320C0	16	16
Psychiatry	1957400C0	6	6
Radiology-Diagnostic	1957420C0	5	2
Radiation Oncology	1957430A0	1	1
General Surgery	1957440C0	4	4
Surgery-Preliminary	1957440P0	5	0
Surg-Prelim/Urology	1957440P1	2	2
Medicine-Pediatrics	1957700C0	4	4

MISSOURI

Barnes-Jewish Hosp-MO

St Louis	Code	Quota	Matched
Anesthesiology/3 yr	1353040A0	2	2
Anesthesiology/4 yr	1353040C0	13	13
Anesthesiology/ASAP 5 yr	1353040C1	2	2
Dermatology	1353080A0	6	6
Emergency Medicine	1353110C0	12	12
Internal Medicine	1353140C0	52	52
Medicine-Preliminary	1353140P0	5	5
Neurological Surgery	1353160C0	4	4
Neurology	1353180C0	9	9
Obstetrics-Gynecology	1353220C0	9	9
Orthopaedic Surgery	1353260C0	6	6
Otolaryngology	1353280C0	3	3
Otolaryngology/Research	1353280C1	2	2
Clinical Pathology	1353300C0	3	3
Anat/Clin & Anat Path	1353300C1	8	8
Phys Medicine & Rehab	1353340A0	2	2

NRMP Program Results 2014 Main Residency Match®

Barnes-Jewish Hosp-MO (Continued)

Phys Medicine & Rehab	1353340C0	2	2
Plastic Surgery (Integrated)	1353362C0	3	3
Psychiatry	1353400C0	11	11
Radiology-Diagnostic	1353420A0	17	17
Rad-Diag/Research	1353420A1	1	1
Radiation-Oncology	1353430A0	3	3
General Surgery	1353440C0	8	6
Surg-Prelim/Urology	1353440P0	3	3
Surgery-Preliminary	1353440P2	3	3
Vascular Surgery	1353451C0	1	1

Childrens Mercy Hosp-UMKC-MO

Kansas City	Code	Quota	Matched
Pediatrics	1988320C0	24	24
Pediatrics-Preliminary	1988320P0	1	1

Childrens Mercy Hospital-MO

Kansas City	Code	Quota	Matched
Child Neurology	1494185C0	2	2
Child Neurology	1494185R0	1	0

Cox Medical Centers-MO

Springfield	Code	Quota	Matched
Family Medicine	3167120C0	9	9

Mercy Hospital St Louis-MO

St Louis	Code	Quota	Matched
Family Medicine	1362120C0	6	6
Internal Medicine	1362140C0	9	9
Obstetrics-Gynecology	1362220C0	6	6
Transitional	1362999P0	8	8

Research Medical Center-MO

Kansas City	Code	Quota	Matched
Family Medicine	2984120C0	12	12

St Louis Childrens Hosp-MO

St Louis	Code	Quota	Matched
Child Neurology	1869185C0	4	4
Child Neurology	1869185R0	2	2
Pediatrics	1869320C0	27	27
Pediatrics-Preliminary	1869320P0	2	2
Pediatrics-Medical Genetics	1869765C0	1	1

St Louis Univ SOM-MO

St Louis	Code	Quota	Matched
Anesthesiology	1365040C0	10	10
Dermatology	1365080A0	3	3
Emergency Medicine	1365110M0	6	6
Family Med/Belleveille	1365120C0	6	6
Family Medicine	1365120C1	4	3
Internal Medicine	1365140C0	26	26
Medicine-Preliminary	1365140P0	4	4
Neurology	1365180C0	6	6
Child Neurology	1365185C0	2	2
Obstetrics-Gynecology	1365220C0	6	6
Orthopaedic Surgery	1365260C0	5	5
Otolaryngology	1365280C0	2	2
Pathology	1365300C0	4	2
Pediatrics	1365320C0	14	14
Plastic Surgery (Integrated)	1365362C0	2	2

Psychiatry	1365400C0	6	6
Psychiatry/Geriatric	1365400C2	2	2
Radiology-Diagnostic	1365420A0	6	4
General Surgery	1365440C0	5	5
Surgery-Preliminary	1365440P0	5	0
Medicine-Pediatrics	1365700C0	3	0

St Lukes Hospital-St Louis-MO

St Louis	Code	Quota	Matched
Internal Medicine	1364140C0	12	12
Medicine-Preliminary	1364140P0	2	2

St Marys Health Ctr-MO

St Louis	Code	Quota	Matched
Internal Medicine	1999140C0	9	5
Medicine-Preliminary	1999140P0	4	4

Univ of MO-KC Programs

Kansas City	Code	Quota	Matched
Anesthesiology/St. Lukes	1343040C0	6	5
Emergency Medicine	1343110C0	11	11
Family Medicine	1343120C0	12	12
Internal Medicine	1343140C0	19	19
Medicine-Preliminary	1343140P0	8	8
Obstetrics-Gynecology	1343220C0	8	8
Orthopaedic Surgery	1343260C0	4	4
Pathology	1343300C0	2	0
Radiology-Diagnostic	1343420C0	6	6
General Surgery	1343440C0	5	5
Surgery-Preliminary	1343440P0	3	3
Medicine-Pediatrics	1343700C0	6	6

Univ of MO-KC/Western MO

Kansas City	Code	Quota	Matched
Psychiatry	2075400C0	6	6

University Hosps-Columbia-MO

Columbia	Code	Quota	Matched
Anesthesiology	1994040A0	3	3
Anesthesiology	1994040C0	2	2
Anesthesiology - Physician (R)	1994040R0	2	2
Dermatology	1994080A0	3	3
Emergency Medicine	1994110C0	8	8
Family Medicine	1994120C0	12	12
Internal Medicine	1994140C0	19	19
Medicine-Preliminary	1994140P0	5	5
Neurological Surgery	1994160C0	1	1
Neurology	1994180C0	4	4
Obstetrics-Gynecology	1994220C0	3	3
Orthopaedic Surgery/5 Yr	1994260C0	5	5
Otolaryngology	1994280C0	2	2
Pathology	1994300C0	3	3
Pediatrics	1994320C0	6	6
Phys Medicine & Rehab	1994340A0	4	4
Plastic Surgery (Integrated)	1994362C0	1	1
Psychiatry	1994400C0	8	8
Radiology-Diagnostic	1994420A0	7	4
General Surgery	1994440C0	3	3
Surgery-Preliminary	1994440P0	7	1
Surg-Prelim/Urology	1994440P1	2	2
Medicine-Pediatrics	1994700C0	3	3

NRMP Program Results 2014 Main Residency Match®

MONTANA

Billings Clinic-MT

Billings	Code	Quota	Matched
Internal Medicine	1633140C0	6	6
Medicine-Preliminary	1633140P0	4	4

Montana Family Medicine

Billings	Code	Quota	Matched
Family Medicine	1216120C0	6	6

University of Montana

Missoula	Code	Quota	Matched
Family Medicine/Missoula	1524120C0	7	7
Family Medicine/Kalispell	1524120C1	3	3

NEBRASKA

Clarkson Family Med Res-NE

Omaha	Code	Quota	Matched
Family Medicine	3197120C0	6	6

Creighton Univ Affil Hosps-NE

Omaha	Code	Quota	Matched
Family Medicine	1372120C0	8	8
Internal Medicine	1372140C0	21	21
Medicine-Preliminary	1372140P0	5	5
Obstetrics-Gynecology	1372220C0	4	4
Pathology	1372300C0	2	2
Psychiatry	1372400C0	8	8
Radiology-Diagnostic	1372420A0	3	3
General Surgery	1372440C0	4	4
Surgery-Preliminary	1372440P0	2	2

Lincoln Med Ed Partnership-NE

Lincoln	Code	Quota	Matched
Family Medicine	3021120C0	8	8

U Nebraska Affil Hosps

Omaha	Code	Quota	Matched
Anesthesiology	1376040C0	12	12
Emergency Medicine	1376110C0	9	9
Fam Med/Grand Island	1376120C1	2	1
Fam Med/North Platte	1376120C3	1	1
Fam Med/Scottsbluff	1376120C4	2	0
Fam Med/Traditional	1376120C5	6	6
Family Med/Kearney	1376120C6	1	1
Family Med/Urban Trk	1376120C7	1	1
Family Med/Norfolk	1376120C8	1	0
Internal Medicine	1376140C0	20	20
Medicine-Preliminary	1376140P0	7	7
Neurological Surgery	1376160C0	2	2
Neurology	1376180C0	3	3
Obstetrics-Gynecology	1376220C0	4	4
Orthopaedic Surgery	1376260C0	4	4
Otolaryngology	1376280C0	2	2
Pathology	1376300C0	3	3
Pediatrics	1376320C0	12	12
Radiology-Diagnostic	1376420A0	6	6
Radiation Oncology	1376430A0	1	1
General Surgery	1376440C0	4	4
Surgery-Preliminary	1376440P0	3	3

Medicine-Pediatrics 1376700C0 2 2

NEVADA

U Nevada Affil Hosps-Las Vegas

Las Vegas	Code	Quota	Matched
Emergency Medicine	2028110C0	8	8
Family Medicine	2028120C0	5	5
Family Medicine - Rural	2028120C1	2	1
Internal Medicine	2028140C0	25	25
Medicine-Preliminary	2028140P0	7	7
Obstetrics-Gynecology	2028220C0	3	3
Otolaryngology	2028280C0	1	1
Pediatrics	2028320C0	13	11
Plastic Surgery (Integrated)	2028362C0	1	1
Psychiatry	2028400C0	6	6
General Surgery	2028440C0	3	3
Surgery-Preliminary	2028440P0	2	2

U Nevada SOM-Reno

Reno	Code	Quota	Matched
Family Medicine	2017120C0	7	7
Internal Medicine	2017140C0	15	15
Medicine-Preliminary	2017140P0	11	11
Psychiatry	2017400C0	4	4

NEW HAMPSHIRE

Concord Hospital-NH

Concord	Code	Quota	Matched
Family Medicine	1091120C0	8	8

Dartmouth-Hitchcock Med Ctr-NH

Lebanon	Code	Quota	Matched
Anesthesiology	1377040C0	7	7
Dermatology	1377080A0	2	2
Emergency Medicine	1377110C0	6	6
Internal Medicine	1377140C0	17	17
Medicine-Primary	1377140M0	2	2
Medicine-Preliminary	1377140P0	2	2
Neurological Surgery	1377160C0	1	1
Neurology	1377180C0	3	3
Obstetrics-Gynecology	1377220C0	4	4
Orthopaedic Surgery	1377260C0	2	2
Ortho Surgery-TDI	1377260C1	2	2
Otolaryngology	1377280C0	1	1
Pathology	1377300C0	4	4
Pediatrics	1377320C0	7	7
Plastic Surgery	1377360A0	1	1
Psychiatry	1377400C0	6	6
Psychiatry - Reseach Track	1377400C1	1	1
Psychiatry - Child Track	1377400C2	0	0
Radiology-Diagnostic	1377420A0	5	5
Radiology-Diagnostic	1377420R0	1	1
General Surgery	1377440C0	4	4
Surgery-Preliminary	1377440P0	6	3
Surg-Prelim/Plastic Surgery	1377440P1	1	1
Vascular Surgery	1377451C0	1	1

NRMP Program Results 2014 Main Residency Match®

NEW JERSEY

AtlantiCare Reg Med Ctr-NJ

	Code	Quota	Matched
Atlantic City			
Internal Medicine	1378140C0	13	13

Atlantic Health Sys-NJ

	Code	Quota	Matched
Summit			
Pediatrics	3033320C0	12	12

Capital Health Regional Med Ctr-NJ

	Code	Quota	Matched
Trenton			
Internal Medicine	2003140C0	11	11

Cooper University Hospital-NJ

	Code	Quota	Matched
Camden			
Anesthesiology	1380040A0	3	3
Anesthesiology	1380040C0	1	1
Dermatology	1380080A0	1	1
Emergency Medicine	1380110C0	10	10
Internal Medicine	1380140C0	16	16
Medicine-Primary	1380140M0	2	2
Medicine-Preliminary	1380140P0	6	6
Neurology	1380180A0	3	3
Neurology	1380180R0	1	1
Obstetrics-Gynecology	1380220C0	4	4
Orthopaedic Surgery	1380260C0	2	2
Pediatrics	1380320C0	7	7
Pediatrics-Primary	1380320M0	2	2
Psych/Cooper Hosp	1380400C0	4	4
Psych/Atlantic City MC	1380400C1	2	2
Psych/Cooper Hosp	1380400R0	1	1
Psych/Atlantic City MC	1380400R1	1	1
Radiology-Diagnostic	1380420A0	4	1
General Surgery	1380440C0	4	4
Surgery-Prelim/Urology	1380440P0	1	1
Vascular Surgery	1380451C0	1	1

Englewood Hospital-NJ

	Code	Quota	Matched
Englewood			
Internal Medicine	1386140C0	12	12
Medicine-Preliminary	1386140P0	3	3

Hackensack U Med Ctr-NJ

	Code	Quota	Matched
Hackensack			
Emergency Medicine	1387110C0	12	12

Hoboken Univ Med Ctr-NJ

	Code	Quota	Matched
Hoboken			
Family Medicine/NYMC	1451120C0	8	8

Hunterdon Medical Ctr-NJ

	Code	Quota	Matched
Flemington			
Family Medicine	1838120C0	6	6

Inspira Med Ctr Woodbury-NJ

	Code	Quota	Matched
Woodbury			
Family Medicine	2086120C1	4	2

JFK Medical Center-NJ

	Code	Quota	Matched
Edison			
Family Medicine	3043120C0	8	8

Jersey City Medical Ctr-NJ

	Code	Quota	Matched
Jersey City			
Internal Medicine	1390140C0	14	14
Medicine-Preliminary	1390140P0	3	3
Obstetrics-Gynecology	1390220C0	3	3

Jersey Shore Univ Med Ctr-NJ

	Code	Quota	Matched
Neptune			
Internal Medicine	1395140C0	16	16
Medicine-Preliminary	1395140P0	10	10
Obstetrics-Gynecology	1395220C0	4	4
Pediatrics	1395320C0	6	4

Monmouth Medical Ctr-NJ

	Code	Quota	Matched
Long Branch			
Internal Medicine	1392140C0	13	13
Obstetrics-Gynecology	1392220C0	2	2
Orthopaedic Surgery	1392260C0	2	2
Pediatrics	1392320C0	7	7
Radiology-Diagnostic	1392420A0	3	3
General Surgery	1392440C0	4	4
Surgery-Preliminary	1392440P0	5	4

Morristown Mem Hosp-NJ

	Code	Quota	Matched
Morristown			
Emergency Medicine	1394110C0	6	6
Internal Medicine	1394140C0	13	13
Medicine-Preliminary	1394140P0	8	8
Med-Prelim/Radiology	1394140P1	0	0
Obstetrics-Gynecology	1394220C0	4	4
Radiology-Diagnostic	1394420A0	5	3
General Surgery	1394440C0	5	5
Surgery-Preliminary	1394440P0	2	2

Mountainside Hosp-NJ

	Code	Quota	Matched
Montclair			
Family Medicine	1393120C0	6	6
Internal Medicine	1393140C0	8	8

Newark Beth Israel Med Ctr-NJ

	Code	Quota	Matched
Newark			
Emergency Medicine	1397110C0	4	4
Internal Medicine	1397140C0	10	10
Medicine-Primary	1397140M0	2	2
Medicine-Preliminary	1397140P0	4	4
Obstetrics-Gynecology	1397220C0	4	4
Pediatrics	1397320C0	9	9
Pediatrics-Primary Care	1397320C1	2	2
Radiology-Diagnostic	1397420A0	3	3
Medicine-Pediatrics	1397700C0	2	2

Overlook Hospital-NJ

	Code	Quota	Matched
Summit			
Family Medicine	1408120C0	5	5
Internal Medicine	1408140C0	10	10
Medicine-Preliminary	1408140P0	3	3

Raritan Bay Med Ctr-NJ

	Code	Quota	Matched
Perth Amboy			
Internal Medicine	1873140C0	8	8

NRMP Program Results 2014 Main Residency Match®

Rutgers-New Jersey Medical School

Newark	Code	Quota	Matched
Anesthesiology	1398040A0	9	9
Anesthesiology - Categorical CA-1	1398040R0	2	1
Dermatology	1398080A0	1	1
Emergency Medicine	1398110C0	6	3
Internal Medicine	1398140C0	31	31
Medicine-Preliminary	1398140P0	10	10
Neurological Surgery	1398160C0	2	2
Neurology	1398180C0	4	4
Child Neurology	1398185A0	1	1
Obstetrics-Gynecology	1398220C0	6	6
Orthopaedic Surgery	1398260C0	6	6
Otolaryngology	1398280C0	2	2
Pathology	1398300C0	3	2
Pediatrics	1398320C0	9	9
Phys Medicine & Rehab	1398340A0	7	7
Plastic Surgery (Integrated)	1398362C0	2	2
Psychiatry	1398400C0	6	6
Radiology-Diagnostic	1398420A0	4	4
General Surgery	1398440C0	8	8
Surgery-Preliminary	1398440P0	10	6
Surg-Prelim/Urology	1398440P2	2	2
Medicine-Pediatrics	1398700C0	4	4

Rutgers-R W Johnson Medical School-NJ

New Brunswick	Code	Quota	Matched
Anesthesiology	2918040A0	10	10
Anesthesiology - Reserved Track	2918040R0	1	1
Dermatology	2918080A0	1	1
Emergency Medicine	2918110C0	6	6
Family Medicine/A-Prog	2918120C0	5	5
Family Med/CentraState	2918120C2	6	6
Internal Medicine	2918140C0	21	21
Medicine-Preliminary	2918140P0	3	3
Neurology	2918180A0	4	2
Neurology	2918180R0	1	1
Obstetrics-Gynecology	2918220C0	5	5
Orthopaedic Surgery	2918260C0	4	4
Pathology	2918300C0	2	2
Pediatrics	2918320C0	11	11
Phys Med & Rehab/JFK Edison	2918340A0	4	4
Psychiatry	2918400C0	6	6
Radiology-Diagnostic	2918420A0	5	3
Radiation Oncology	2918430A0	2	2
General Surgery	2918440C0	6	6
Surgery-Preliminary	2918440P0	4	3
Vascular Surgery	2918451C0	1	1

Seton Hall Univ Sch of Health & Med Sci-NJ

South Orange	Code	Quota	Matched
Internal Medicine	3194140C0	19	19
Neurology	3194180A0	3	3
Neurology	3194180R0	1	1
Ortho Surg/St Josephs	3194260C0	3	3

Somerset Medical Ctr-NJ

Somerville	Code	Quota	Matched
Family Medicine	1934120C0	7	7

St Barnabas Med Ctr-NJ

Livingston	Code	Quota	Matched
Anesthesiology	1396040A0	2	0
Anesthesiology	1396040C0	4	4
Anesthesiology	1396040R0	2	0
Internal Medicine	1396140C0	11	11
Medicine-Preliminary	1396140P0	3	3
Obstetrics-Gynecology	1396220C0	6	6
Radiology-Diagnostic	1396420A0	4	3
General Surgery	1396440C0	4	4
Surgery-Preliminary	1396440P0	5	1

St Josephs Reg Med Ctr-NJ

Paterson	Code	Quota	Matched
Anesthesiology	1406040A0	7	7
Emergency Medicine	1406110C0	2	2
Family Medicine	1406120C0	4	4
Internal Medicine	1406140C1	17	17
Obstetrics-Gynecology	1406220C0	3	2
Pediatrics	1406320C0	12	12

St Lukes Warren Hospital-NJ

Phillipsburg	Code	Quota	Matched
Family Medicine	2091120C0	4	4

St Peters University Hosp-NJ

New Brunswick	Code	Quota	Matched
Internal Medicine	3211140C0	13	13
Obstetrics-Gynecology	3211220C0	5	5
Pediatrics	3211320C0	8	8

Virtua Family Med-NJ

Voorhess	Code	Quota	Matched
Family Medicine	3084120C0	6	6

NEW MEXICO

Hidalgo Medical Services-NM

Silver City	Code	Quota	Matched
Family Medicine	1622120C0	2	2

Memorial Medical Ctr-NM

Las Cruces	Code	Quota	Matched
Family Medicine	1214120C0	6	6

Northern NM Family Med

Santa Fe	Code	Quota	Matched
Family Medicine	1277120C0	4	4

U New Mexico SOM

Albuquerque	Code	Quota	Matched
Anesthesiology	1962040A0	1	0
Anesthesiology	1962040C0	6	6
Anesthesiology	1962040R0	1	1
Dermatology	1962080A0	2	2
Emergency Medicine	1962110C0	12	12
Family Medicine	1962120C0	13	13
Internal Medicine	1962140C0	25	25
Medicine-Preliminary	1962140P0	4	3
Med-Prelim/Neurology	1962140P1	4	4
Neurological Surgery	1962160C0	2	2
Neurology	1962180A0	4	4
Child Neurology	1962185A0	1	0

NRMP Program Results 2014 Main Residency Match®

U New Mexico SOM (Continued)

Obstetrics-Gynecology	1962220C0	6	6
Orthopaedic Surgery	1962260C0	5	5
Otolaryngology	1962280C0	1	1
Pathology	1962300C0	4	4
Pediatrics	1962320C0	16	16
Peds-Prelim/Child Neurology	1962320P0	1	0
Psychiatry	1962400C0	9	9
Psychiatry	1962400R0	3	2
Radiology-Diagnostic	1962420C0	6	2
General Surgery	1962440C0	5	5
Surg-Prelim/Urology	1962440P0	2	0
Surgery-Preliminary	1962440P1	2	0

NEW YORK

Albany Medical Center-NY

Albany	Code	Quota	Matched
Anesthesiology	1414040C0	6	6
Emergency Medicine	1414110C0	12	12
Family Medicine	1414120C0	6	6
Internal Medicine	1414140C0	16	16
Medicine-Preliminary	1414140P0	6	6
Neurological Surgery	1414160C0	2	2
Neurology	1414180C0	4	2
Obstetrics-Gynecology	1414220C0	6	6
Orthopaedic Surgery	1414260C0	5	5
Otolaryngology	1414280C0	2	2
Pathology	1414300C0	3	3
Pediatrics-Primary	1414320M0	10	10
Phys Medicine & Rehab	1414340C0	2	2
Plastic Surgery (Integrated)	1414362C0	1	1
Psychiatry	1414400C0	7	7
Radiology-Diagnostic	1414420A0	5	5
Radiology-Diagnostic	1414420R0	1	1
General Surgery	1414440C0	5	5
Surgery-Preliminary	1414440P0	6	5
Vascular Surgery	1414451C0	1	0
Medicine-Pediatrics	1414700C0	4	3

Bassett Medical Center-NY

Cooperstown	Code	Quota	Matched
Internal Medicine	1442140C0	10	10
Medicine-Primary	1442140M0	0	0
Medicine-Preliminary	1442140P0	3	2
General Surgery	1442440C0	3	3
Surgery-Preliminary	1442440P0	1	0
Transitional	1442999P0	9	9
Transitional/Hopkins	1442999P1	0	0

Bronx Lebanon Hosp-NY

Bronx	Code	Quota	Matched
General Surgery	1471440C0	3	3
Surgery-Preliminary	1471440P0	6	6

Brookdale Hosp Med Ctr-NY

Brooklyn	Code	Quota	Matched
Psychiatry	1419400C0	3	3
Psychiatry	1419400R0	1	1
General Surgery	1419440C0	3	3
Surgery-Preliminary	1419440P0	9	3

Brooklyn Hosp Ctr-NY

Brooklyn	Code	Quota	Matched
Emergency Medicine	1420110C0	8	5
Family Medicine	1420120C0	7	7
Medicine-Primary	1420140M0	29	29
Medicine-Preliminary	1420140P0	2	2
Obstetrics-Gynecology	1420220C0	4	4
Pediatrics	1420320C0	12	12
General Surgery	1420440C0	3	3
Surgery-Preliminary	1420440P0	6	1

Coney Island Hospital-NY

Brooklyn	Code	Quota	Matched
Internal Medicine	1422140C0	21	21

Creedmoor Psych Ctr-NY

Queens Village	Code	Quota	Matched
Psychiatry	2599400C0	4	4

Einstein/Beth Israel Med Ctr-NY

New York	Code	Quota	Matched
Emergency Medicine	1470110C0	15	15
Family Medicine	1470120C0	9	9
Internal Medicine	1470140C0	34	34
Int Med/Sabbath Observed	1470140C2	0	0
Medicine-Preliminary	1470140P0	10	10
Med-Prelim/Neurology	1470140P1	3	3
Neurology	1470180A0	4	4
Obstetrics-Gynecology	1470220C0	4	4
Psychiatry	1470400C0	12	12
Psychiatry	1470400R0	1	0
Radiology-Diagnostic	1470420A0	7	7
General Surgery	1470440C0	5	5
Surgery-Preliminary	1470440P0	8	6

Einstein/Jacobi Med Ctr-NY

Bronx	Code	Quota	Matched
Emergency Medicine	3172110C0	21	21
Internal Medicine	3172140C0	26	26
Int Med/Sabbath Observed	3172140C1	1	1
Medicine-Primary	3172140M0	3	3
Medicine-Preliminary	3172140P0	10	10
Pediatrics	3172320C0	15	15
Radiology-Diagnostic	3172420A0	4	4

Einstein/Montefiore Med Ctr-NY

Bronx	Code	Quota	Matched
Anesthesiology	3153040A0	10	10
Anesthesiology	3153040C0	6	6
Dermatology	3153080A0	5	5
Family Medicine	3153120C0	10	10
Internal Medicine	3153140C0	38	38
Internal Med/Wakefield	3153140C3	23	21
Medicine-Primary/Social Int Med	3153140M0	10	10
Medicine-Preliminary	3153140P0	7	6
Med-Prelim/Neurology	3153140P1	3	3
Med-Prelim/Wakefield	3153140P3	5	1
Neurological Surgery	3153160C0	2	2
Neurology	3153180A0	9	9
Child Neurology	3153185A0	1	1
Child Neurology	3153185C0	1	1

NRMP Program Results 2014 Main Residency Match®

Einstein/Montefiore Med Ctr-NY (Continued)

Obstetrics-Gynecology	3153220C0	11	11
Ob-Gyn/Preliminary	3153220P0	2	2
Orthopaedic Surgery	3153260C0	6	6
Otolaryngology	3153280C0	4	4
Pathology	3153300C0	6	6
Pediatrics	3153320C0	23	23
Peds-Primary/Social	3153320M0	4	4
Peds-Prelim/Child Neurology	3153320P0	1	1
Phys Medicine & Rehab	3153340A0	9	9
Plastic Surgery	3153360A0	2	2
Psychiatry	3153400C0	12	12
Radiology-Diagnostic	3153420A0	9	6
Radiation Oncology	3153430A0	2	2
General Surgery	3153440C0	10	10
Surg-Prelim/Plastic Surgery	3153440P1	2	2
Surgery-Preliminary	3153440P3	18	0
Vascular Surgery	3153451C0	1	1

Einstein/Montefiore New Rochelle-NY

	Code	Quota	Matched
New Rochelle			
Internal Medicine	1459140C0	13	13
Medicine-Preliminary	1459140P0	8	8

Ellis Hospital-NY

	Code	Quota	Matched
Schenectady			
Family Medicine	1513120C0	7	7

Flushing Hospital Med Ctr-NY

	Code	Quota	Matched
Flushing			
Internal Medicine	1445140C0	14	14
Medicine-Preliminary	1445140P0	12	12

Harlem Hospital Ctr-NY

	Code	Quota	Matched
New York			
Internal Medicine	1478140C0	25	25
Pediatrics	1478320C0	8	8
Psychiatry	1478400C0	8	8
Radiology-Diagnostic	1478420A0	4	4
General Surgery	1478440C0	3	3
Surgery-Preliminary	1478440P0	7	3

Hosp For Special Surg-NY

	Code	Quota	Matched
New York			
Orthopaedic Surgery	3128260C0	9	9

Icahn SOM St Lukes-Roosevelt-NY

	Code	Quota	Matched
New York			
Anesthesiology	2070040A0	2	2
Anesthesiology	2070040C0	10	10
Dermatology	2070080A0	4	4
Emergency Medicine	2070110C0	14	14
Internal Medicine	2070140C0	42	42
Medicine-Preliminary	2070140P0	19	19
Obstetrics-Gynecology	2070220C0	6	6
Orthopaedic Surgery	2070260C0	3	3
Psychiatry	2070400C0	11	11
Psychiatry - PGY 2 Position	2070400R0	1	1
Radiology-Diagnostic	2070420A0	7	7
Radiology-Diag/July 2014 PGY2	2070420R0	2	2
General Surgery	2070440C0	5	5

Surgery-Preliminary 2070440P0 5 4

Icahn SOM at Mount Sinai-NY

New York	Code	Quota	Matched
Anesthesiology	1490040C0	24	24
Anesthesiology	1490040R0	1	1
Dermatology	1490080A0	5	5
Emergency Medicine	1490110C0	15	15
Internal Medicine	1490140C0	36	36
Research Medicine	1490140C1	4	4
Int Med/Comm Prim Care	1490140C2	6	6
Medicine-Preliminary	1490140P0	5	5
Med-Prelim/Neurology	1490140P1	2	2
Neurological Surgery	1490160C0	2	2
Neurology	1490180A0	8	8
Obstetrics-Gynecology	1490220C0	7	7
Ob-Gyn/Preliminary	1490220P0	1	1
Orthopaedic Surgery	1490260C0	4	4
Otolaryngology	1490280C0	4	4
Pathology	1490300C0	7	7
Pediatrics	1490320C0	16	16
Pediatrics-Research	1490320C1	1	1
Peds-Prelim/Child Neurology	1490320P0	1	1
Pediatrics-Preliminary	1490320P1	1	1
Phys Medicine & Rehab	1490340A0	7	7
Plastic Surgery (Integrated)	1490362C0	2	2
Psychiatry	1490400C0	11	11
Psych/Physician-Scientist	1490400C2	2	2
Psychiatry - Residency+PhD	1490400C3	1	1
Radiology-Diagnostic	1490420A0	8	8
Radiation-Oncology	1490430A0	2	2
General Surgery	1490440C0	7	4
Surgery-Preliminary	1490440P0	5	1
Surg-Prelim/Designated	1490440P1	7	7
Vascular Surgery	1490451C0	2	1
Thoracic Surgery	1490461C0	1	1
Peds/Psych/Child Psych	1490730C0	2	2
Pediatrics-Medical Genetics	1490765C0	0	0
Medicine-Medical Genetics	1490766C0	0	0

Icahn SOM-Elmhurst-NY

Elmhurst	Code	Quota	Matched
Medicine-Primary	1491140M0	15	15
Medicine-Preliminary	1491140P0	9	9

Icahn SOM-Queens Hosp-NY

Jamaica	Code	Quota	Matched
Internal Medicine	1489140C0	20	20
Medicine Preliminary	1489140P0	8	4
Obstetrics-Gynecology	1489220C0	3	3

Institute for Family Health-NY

New York	Code	Quota	Matched
Family Medicine/Mid-Hudson	2004120C0	9	9
Family Medicine/Harlem-Mt Sinai	2004120C1	8	8

Jamaica Hosp Med Ctr-NY

Jamaica	Code	Quota	Matched
Family Medicine	1449120C0	5	5
Obstetrics-Gynecology	1449220C0	3	3
Ob-Gyn/Preliminary	1449220P0	1	1

NRMP Program Results 2014 Main Residency Match®

Kingsbrook Jewish Med-NY

Brooklyn	Code	Quota	Matched
Internal Medicine	1476140C0	19	17
Phys Medicine & Rehab	1476340A0	4	4
Phys Medicine & Rehab R	1476340R0	1	1

Lincoln Medical Ctr-NY

Bronx	Code	Quota	Matched
Emergency Medicine	1484110C0	9	9
Internal Medicine	1484140C0	31	31
Medicine-Preliminary	1484140P0	15	15
Obstetrics-Gynecology	1484220C0	4	4
Pediatrics-Primary	1484320M0	17	17
General Surgery	1484440C0	3	3
Surgery-Preliminary	1484440P0	4	3
Transitional	1484999P0	13	13

Lutheran Medical Ctr-NY

Brooklyn	Code	Quota	Matched
Internal Medicine	1430140C0	25	25
Obstetrics-Gynecology	1430220C0	3	3

Maimonides Med Ctr-NY

Brooklyn	Code	Quota	Matched
Anesthesiology	1428040A0	9	9
Emergency Medicine	1428110C0	16	16
Internal Medicine	1428140C0	29	29
Medicine-Preliminary	1428140P0	17	15
Obstetrics-Gynecology	1428220C0	5	5
Orthopaedic Surgery	1428260C0	3	3
Pediatrics-Primary	1428320M0	14	14
Psychiatry	1428400C0	9	9
Radiology-Diagnostic	1428420A0	4	1
General Surgery	1428440C0	4	4
Surgery-Preliminary	1428440P0	6	6

Memorial Sloan-Kettering-NY

New York	Code	Quota	Matched
Radiation-Oncology	1466430A0	5	5
Transitional	1466999P0	24	24

NY Hosp Med Ctr Queens

Flushing	Code	Quota	Matched
Emergency Medicine	1822110C0	8	8
Internal Medicine	1822140C0	18	18
Medicine-Preliminary	1822140P0	6	6
Radiation-Oncology	1822430A0	1	1
General Surgery	1822440C0	5	5
Surgery-Preliminary	1822440P0	6	1

NY Methodist Hospital-NY

Brooklyn	Code	Quota	Matched
Emergency Medicine	1429110C0	10	10
Obstetrics-Gynecology	1429220C0	4	4
Ob-Gyn/Preliminary	1429220P0	1	1
General Surgery	1429440C0	3	3
Surgery-Preliminary	1429440P0	4	2

NYMC-Metropolitan Hosp Ctr-NY

New York	Code	Quota	Matched
Emergency Medicine	1473110C0	8	8
Internal Medicine	1473140C0	19	19

Medicine-Preliminary	1473140P0	6	6
Pediatrics	1473320C0	7	7
Phys Medicine & Rehab	1473340A1	3	3
General Surgery	1473440C0	3	3
Surgery-Preliminary	1473440P0	2	2
Surgery-Preliminary/PGY2	1473440P1	1	1
Surg-Prelim/Anesthesiology	1473440P2	1	1

NYMC-New York Eye And Ear Infirmary

New York	Code	Quota	Matched
Otolaryngology	1098280C0	4	4

NYMC-Phelps Memorial Hosp Ctr-NY

Sleepy Hollow	Code	Quota	Matched
Family Medicine	1453120C0	6	6

NYMC-St Josephs Med Ctr-NY

Yonkers	Code	Quota	Matched
Family Medicine	1525120C0	10	10

NYMC-Westchester Med Ctr-NY

Valhalla	Code	Quota	Matched
Anesthesiology	2998040A0	8	7
Anesthesiology	2998040R0	1	1
Internal Medicine	2998140C0	14	14
Medicine-Preliminary	2998140P0	20	20
Neurological Surgery	2998160C0	2	2
Neurology	2998180A0	3	3
Orthopaedic Surgery	2998260C0	3	3
Pathology	2998300C0	3	3
Pediatrics	2998320C0	18	18
Peds-Prelim/Child Neurology	2998320P0	0	0
Psychiatry	2998400C0	9	9
Radiology-Diagnostic	2998420A0	5	5
General Surgery	2998440C0	4	4
Surgery-Preliminary	2998440P0	4	4

NYMC-Westchester/Metropolitan-NY

New York	Code	Quota	Matched
Obstetrics-Gynecology	1443220C0	4	4
Ob-Gyn/Preliminary	1443220P0	1	0

NYP Hosp-Columbia & Cornell-NY

New York	Code	Quota	Matched
Emergency Medicine	1409110C0	12	12
Otolaryngology	1409280C0	4	4
Phys Medicine & Rehab	1409340A0	8	8

NYP Hosp-Columbia Univ Med Ctr-NY

New York	Code	Quota	Matched
Anesthesiology	1495040A0	1	1
Anesthesiology	1495040C0	23	23
Anesthesiology - Apgar Research	1495040C1	3	3
Dermatology	1495080A0	5	5
Family Medicine	1495120C0	6	6
Internal Medicine	1495140C0	44	44
Neurological Surgery	1495160C0	2	2
Neurology	1495180A0	3	3
Neurology	1495180C0	7	7
Child Neurology	1495185A0	2	0
Child Neurology	1495185C0	1	1
Obstetrics-Gynecology	1495220C0	6	6

NRMP Program Results 2014 Main Residency Match®

NYP Hosp-Columbia Univ Med Ctr-NY (Continued)

Orthopaedic Surgery	1495260C0	4	4
Ortho Surg/Research TTC 6 yr	1495260C1	1	0
Ortho Surg/Research COR 6 yr	1495260C2	1	0
Pathology	1495300C0	4	4
Pediatrics	1495320C0	24	24
Psychiatry	1495400C0	12	12
Psychiatry/PGY2 Entry	1495400R0	1	1
Radiology-Diagnostic	1495420A0	8	8
Radiation-Oncology	1495430A0	1	1
General Surgery	1495440C0	7	7
Surgery-Preliminary	1495440P0	5	5
Surg-Prelim/Non-designated	1495440P2	6	3
Thoracic Surgery	1495461C0	2	2

NYP Hosp-Weill Cornell Med Ctr-NY

New York	Code	Quota	Matched
Anesthesiology	1492040C0	18	17
Anesthesiology PGY2-CA1	1492040R0	2	2
Dermatology	1492080A0	4	4
Internal Medicine	1492140C0	36	36
Internal Med/Research	1492140C1	4	4
Medicine-Primary	1492140M0	3	3
Neurological Surgery	1492160C0	2	2
Neurology - Advanced PGY 2-4	1492180A0	1	1
Neurology	1492180C0	5	5
Child Neurology	1492185C0	1	1
Obstetrics-Gynecology	1492220C0	6	6
Ob-Gyn/Preliminary	1492220P0	1	1
Pathology	1492300C0	3	3
Pediatrics	1492320C0	19	19
Plastic Surgery (Integrated)	1492362C0	2	2
Psych/Payne Whitney	1492400C0	10	10
Radiology-Diagnostic	1492420A0	9	9
General Surgery	1492440C0	8	8
Surgery-Preliminary	1492440P0	9	7

NYU School Of Medicine

New York	Code	Quota	Matched
Anesthesiology	2978040A0	19	19
Anesthesiology	2978040R0	1	1
Dermatology	2978080A0	8	8
Emergency Medicine	2978110C0	15	15
Internal Medicine	2978140C0	42	42
Int Med/Research Pathway	2978140C1	1	1
Medicine-Primary	2978140M0	8	8
Medicine-Preliminary	2978140P0	16	16
Med-Prelim/Neurology	2978140P1	2	2
Neurological Surgery	2978160C0	2	2
Neurology	2978180A0	9	9
Child Neurology	2978185C0	1	0
Child Neurology	2978185R0	1	0
Obstetrics-Gynecology	2978220C0	7	7
Ob-Gyn/Preliminary	2978220P0	1	1
Ortho Surg/Hosp Joint Diseases	2978260C0	12	12
Otolaryngology	2978280C0	4	4
Pathology	2978300C0	8	8
Pediatrics	2978320C0	18	18
Pediatrics-Preliminary	2978320P0	1	0

Phys Medicine & Rehab	2978340A0	12	12
Plastic Surgery	2978360A0	3	3
Psychiatry	2978400C0	14	14
Radiology-Diagnostic	2978420A0	10	10
Radiation-Oncology	2978430A0	2	2
General Surgery	2978440C0	8	8
Surgery-Preliminary	2978440P0	6	6
Surg-Prelim/Plastic Surgery	2978440P1	3	3
Vascular Surgery	2978451C0	1	1
Psychiatry-Neurology	2978755C0	1	1

Nassau Univ Med Ctr-NY

East Meadow	Code	Quota	Matched
Internal Medicine	1448140C0	22	22
Medicine-Preliminary	1448140P0	11	11
Obstetrics-Gynecology	1448220C0	4	4
Ob-Gyn/Preliminary	1448220P0	1	0
Pediatrics	1448320C0	10	10
Phys Medicine & Rehab	1448340A0	3	3
Psychiatry	1448400C0	5	5
Radiology-Diagnostic	1448420A0	4	2
General Surgery	1448440C0	3	3
Surgery-Preliminary	1448440P0	7	6

North Shore-LIJ Health Sys-NY

Great Neck	Code	Quota	Matched
Anesthesiology	1700040C0	6	6
Anesthesiology	1700040R0	6	6
Emergency Medicine/NSUH	1700110C0	10	10
Emergency Medicine/LIJ	1700110C1	9	9
Family Med/Southside	1700120C1	9	9
Internal Medicine	1700140C0	34	34
Internal Med/Forest Hills	1700140C1	12	8
Internal Med/Lenox Hill	1700140C2	24	24
Medicine-Primary/Lenox Hill	1700140M0	3	3
Medicine-Preliminary	1700140P0	22	22
Med-Prelim/Forest Hills	1700140P1	2	2
Med-Prelim/Lenox Hill	1700140P2	16	8
Neurological Surgery	1700160C0	2	2
Neurology	1700180A0	7	7
Neurology	1700180A1	1	0
Child Neurology	1700185C0	1	0
Child Neurology	1700185R0	1	1
Obstetrics-Gynecology	1700220C0	10	10
Obstetrics-Gynecology/Lenox Hill	1700220C1	4	4
Ob-Gyn/Preliminary	1700220P0	2	1
Orthopaedic Surgery	1700260C0	4	4
Ortho Surgery/Lenox Hill	1700260C1	2	2
Pathology	1700300C0	4	3
Pathology/Lenox Hill	1700300C1	3	3
Pediatrics	1700320C0	33	33
Pediatrics-Preliminary	1700320P0	1	1
Peds-Prelim/Child Neurology	1700320P1	0	0
Phys Medicine & Rehab	1700340A0	4	4
Plastic Surgery (Integrated)	1700362C0	2	2
Psychiatry	1700400C0	12	12
Radiology-Diagnostic/NSLIJ	1700420A0	10	10
Radiology-Diagnostic/Lenox Hill	1700420A2	4	4
Radiology-Diagnostic/PGY-2 2014	1700420R0	1	1
Radiation Oncology	1700430A0	2	2

NRMP Program Results 2014 Main Residency Match®

North Shore-LIJ Health Sys-NY (Continued)

General Surgery	1700440C0	8	8
General Surgery/Lenox Hill	1700440C1	2	2
Surgery-Preliminary	1700440P0	10	5
Surg-Prelim/Urology	1700440P1	3	3
Surgery-Prelim/Lenox Hill	1700440P2	3	2
Vascular Surgery/Lenox Hill	1700451C0	1	1
Thoracic Surgery	1700461C0	1	1
Medicine-Emergency Med	1700705C0	2	2

Richmond Univ Med Ctr-NY

Staten Island			
	Code	Quota	Matched
Internal Medicine	1514140C0	12	12
Medicine-Preliminary	1514140P0	13	10
Obstetrics-Gynecology	1514220C0	4	4
Pediatrics	1514320C0	6	6
Psychiatry	1514400C0	6	6
Radiology-Diagnostic	1514420A0	2	2

Rochester Gen Hosp-NY

Rochester			
	Code	Quota	Matched
Internal Medicine	1509140C0	19	19
Obstetrics-Gynecology	1509220C0	4	4
Radiology-Diagnostic	1509420A0	4	3

SUNY HSC Brooklyn-NY

Brooklyn			
	Code	Quota	Matched
Anesthesiology	1426040C0	15	15
Anesthesiology	1426040R0	1	1
Dermatology	1426080A0	7	5
Emergency Medicine	1426110C0	22	22
Family Medicine	1426120C0	6	6
Internal Medicine	1426140C0	41	41
Medicine-Preliminary	1426140P0	6	6
Neurology	1426180C0	7	7
Neurology	1426180R0	2	2
Child Neurology	1426185A0	1	0
Child Neurology	1426185C0	1	1
Child Neurology	1426185R0	1	1
Obstetrics-Gynecology	1426220C0	6	4
Orthopaedic Surgery	1426260C0	6	6
Otolaryngology	1426280C0	3	3
Pediatrics	1426320C0	28	28
Pediatrics-Preliminary	1426320P0	0	0
Peds-Prelim/Child Neurology	1426320P1	0	0
Phys Medicine & Rehab	1426340A0	6	6
Psychiatry	1426400C0	12	12
Radiology-Diagnostic	1426420A0	7	7
Radiology-Diagnostic	1426420R0	1	0
Radiation Oncology	1426430A0	2	2
General Surgery	1426440C0	8	8
Surgery-Preliminary	1426440P0	10	9
Medicine-Emergency Med	1426705C0	4	4

SUNY Upstate Med University

Syracuse			
	Code	Quota	Matched
Anesthesiology	1516040A0	8	8
Anesthesiology	1516040C0	4	4
Emergency Medicine	1516110C0	11	11
Internal Medicine	1516140C0	28	28

Medicine-Preliminary	1516140P0	6	6
Med-Prelim/Anesthesiology	1516140P1	2	2
Med-Prelim/Neurology	1516140P2	2	2
Med-Prelim/PM&R	1516140P3	1	1
Neurological Surgery	1516160C0	1	1
Neurology	1516180A0	2	2
Neurology	1516180C0	3	3
Obstetrics-Gynecology	1516220C0	5	5
Orthopaedic Surgery	1516260C0	4	4
Otolaryngology	1516280C0	3	3
Pathology	1516300C0	4	4
Pediatrics	1516320C0	13	13
Phys Medicine & Rehab	1516340A0	5	5
Psychiatry	1516400C0	6	6
Radiology-Diagnostic	1516420A0	6	6
Radiation-Oncology	1516430A0	2	2
General Surgery	1516440C0	5	5
Surgery-Preliminary	1516440P0	7	4

So Nassau Comm Hosp-NY

Oceanside			
	Code	Quota	Matched
Family Medicine	3067120C0	4	2

St Elizabeth Med Ctr-NY

Utica			
	Code	Quota	Matched
Family Medicine	3064120C0	7	7

St Josephs-Syracuse-NY

Syracuse			
	Code	Quota	Matched
Family Medicine	1518120C0	14	14
Transitional	1518999P0	6	6

Staten Island Univ Hosp-NY

Staten Island			
	Code	Quota	Matched
Emergency Medicine	1515110C0	8	8
Internal Medicine	1515140C0	30	30
Medicine-Preliminary	1515140P0	15	15
Obstetrics-Gynecology	1515220C0	4	4
Pathology	1515300C0	2	2
Pediatrics	1515320C0	8	8
Psychiatry	1515400C0	4	4
Radiology-Diagnostic	1515420A0	4	4
Radiology-Diagnostic	1515420R0	1	1

Stony Brook Teach Hosps-NY

Stony Brook			
	Code	Quota	Matched
Anesthesiology	2919040C0	10	6
Dermatology	2919080A0	2	2
Emergency Medicine	2919110C0	10	10
Family Medicine	2919120C0	4	4
Internal Medicine	2919140C0	21	21
Internal Med/Mather Hospital	2919140C1	15	15
Medicine-Primary	2919140M0	6	4
Medicine-Preliminary	2919140P0	10	10
Med-Prelim/Neurology	2919140P1	4	4
Med-Prelim/Mather Hospital	2919140P2	4	4
Neurology	2919180A0	5	5
Child Neurology	2919185A0	1	0
Obstetrics-Gynecology	2919220C0	5	5
Orthopaedic Surgery	2919260C0	5	5
Pathology	2919300C0	5	5

NRMP Program Results 2014 Main Residency Match®

Stony Brook Teach Hosps-NY (Continued)

Pediatrics	2919320C0	12	12
Peds-Prelim/Child Neurology	2919320P0	1	0
Pediatrics-Preliminary	2919320P1	1	1
Phys Medicine & Rehab	2919340A0	3	3
Psychiatry	2919400C0	6	6
Radiology-Diagnostic	2919420A0	6	6
General Surgery	2919440C0	6	6
Surgery-Preliminary	2919440P0	6	3
Surg-Prelim/Urology	2919440P1	2	2
Vascular Surgery	2919451C0	1	1
Medicine-Pediatrics	2919700C0	3	3

U Rochester/Strong Mem-NY

Rochester	Code	Quota	Matched
Anesthesiology	1511040A0	1	1
Anesthesiology	1511040C0	16	16
Dermatology	1511080A0	4	4
Emergency Medicine	1511110C0	12	12
Family Medicine/Urban	1511120C0	10	10
Family Med/Inner City	1511120C1	2	2
Internal Medicine	1511140C0	22	22
Research Pathway	1511140C1	2	2
Medicine-Preliminary	1511140P0	6	6
Neurological Surgery	1511160C0	2	2
Neurology	1511180C0	6	6
Child Neurology	1511185C0	2	2
Obstetrics-Gynecology	1511220C0	8	8
Orthopaedic Surgery	1511260C0	6	6
Ortho Surg/ Research	1511260C1	1	1
Otolaryngology	1511280C0	3	3
Pathology	1511300C0	4	4
Pediatrics	1511320C0	14	14
Phys Medicine & Rehab	1511340C0	3	3
Plastic Surgery (Integrated)	1511362C0	2	2
Psychiatry	1511400C0	5	5
Radiology-Diagnostic	1511420A0	9	9
Radiation-Oncology	1511430A0	2	2
General Surgery	1511440C0	7	7
Surg-Prelim/Urology	1511440P0	2	2
Surg-Prelim/Non-designated	1511440P2	2	1
Vascular Surgery	1511451C0	1	1
Thoracic Surgery	1511461C0	1	1
Medicine-Pediatrics	1511700C0	8	8

Unity Health System-NY

Rochester	Code	Quota	Matched
Medicine-Primary	1510140C0	13	13
Medicine-Preliminary	1510140P0	2	2

University at Buffalo SOM-NY

Buffalo	Code	Quota	Matched
Anesthesiology	3099040C0	12	12
Emergency Medicine	3099110C0	16	16
Fam Med/Buffalo General	3099120C0	5	5
Fam Med/Erie County	3099120C1	5	5
Fam Med/Millard Fillmore	3099120C2	4	4
Family Med/Olean	3099120C4	2	2
Internal Medicine	3099140C0	32	32
Internal Med/Sisters	3099140C5	10	10

Medicine-Preliminary	3099140P1	5	5
Med-Prelim/Sisters	3099140P4	4	4
Neurological Surgery	3099160C0	2	2
Neurology	3099180C0	5	5
Child Neurology	3099185C0	1	1
Obstetrics-Gynecology	3099220C0	9	9
Obstetrics-Gyn/Sisters	3099220C1	3	3
Orthopaedic Surgery	3099260C0	5	5
Otolaryngology	3099280C0	2	2
Pathology	3099300C0	5	5
Pediatrics	3099320C0	13	13
Psychiatry	3099400C0	6	6
Combined Adult/Child Psych	3099400C1	1	1
Radiation-Oncology	3099430A0	1	1
General Surgery	3099440C0	9	9
Surgery-Preliminary	3099440P0	6	2
Vascular Surgery	3099451C0	1	1
Medicine-Pediatrics	3099700C0	4	4
Medicine-Prevent Med	3099751C0	2	2

Wilson Mem Reg/UHS-NY

Johnson City	Code	Quota	Matched
Family Medicine	1452120C0	8	8
Medicine-Primary	1452140M0	5	5
Medicine-Preliminary	1452140P0	3	3
Transitional	1452999P0	7	7

Winthrop-Univ Hosp-NY

Mineola	Code	Quota	Matched
Internal Medicine	1455140C0	22	22
Medicine-Preliminary	1455140P0	16	16
Obstetrics-Gynecology	1455220C0	5	5
Pathology	1455300C0	2	2
Pediatrics	1455320C0	12	12
Radiology-Diagnostic	1455420A0	4	4
Radiology-Diagnostic	1455420R0	1	0

Woodhull Med Ctr-NY

Brooklyn	Code	Quota	Matched
Medicine-Primary	3116140M0	18	18
Medicine-Preliminary	3116140P0	3	1

Wyckoff Heights Med Ctr-NY

Brooklyn	Code	Quota	Matched
Internal Medicine	1435140C0	24	24

NORTH CAROLINA

CMC-Northeast Med Ctr/Cabarrus-NC

Concord	Code	Quota	Matched
Family Medicine	1231120C0	8	8

Carolinas Med Ctr-NC

Charlotte	Code	Quota	Matched
Emergency Medicine	1527110C0	14	14
Family Medicine	1527120C0	6	6
Family Med/Urban	1527120C1	3	3
Family Med/Rural	1527120C2	2	1
Internal Medicine	1527140C0	12	12
Medicine-Preliminary	1527140P0	6	6
Neurological Surgery	1527160C0	1	1
Obstetrics-Gynecology	1527220C0	6	6

NRMP Program Results 2014 Main Residency Match®

Carolinas Med Ctr-NC (Continued)

Orthopaedic Surgery	1527260C0	5	5
Pediatrics	1527320C0	12	12
Phys Medicine & Rehab	1527340A0	5	5
General Surgery	1527440C0	4	4
Surgery-Preliminary	1527440P0	2	1

Duke Univ Med Ctr-NC

Durham	Code	Quota	Matched
Anesthesiology	1529040A0	2	2
Anesthesiology	1529040C0	11	11
Anes/ACES 60 months	1529040C1	1	1
Dermatology	1529080A0	3	3
Dermatology/Military	1529080A1	1	0
Emergency Medicine	1529110C0	10	10
Family Medicine	1529120C0	4	4
Internal Medicine	1529140C0	41	41
Medicine-Preliminary	1529140P0	3	3
Med-Prelim/Neurology	1529140P1	6	6
Neurological Surgery	1529160C0	3	3
Neurology	1529180A0	6	6
Child Neurology	1529185A0	1	0
Child Neurology	1529185C0	1	1
Obstetrics-Gynecology	1529220C0	8	8
Orthopaedic Surgery	1529260C0	8	8
Otolaryngology	1529280C0	3	3
Pathology	1529300C0	7	7
Pediatrics	1529320C0	15	15
Plastic Surgery (Integrated)	1529362C0	3	3
Psychiatry	1529400C0	11	11
Radiology-Diagnostic	1529420A0	12	12
Radiation-Oncology	1529430A0	3	3
General Surgery	1529440C0	7	7
Surgery-Preliminary	1529440P0	6	2
Surg-Prelim/Urology	1529440P3	2	2
Thoracic Surgery	1529461C0	1	1
Medicine-Pediatrics	1529700C0	6	6
Medicine-Psychiatry	1529715C0	2	2

Moses H Cone Mem Hosp-NC

Greensboro	Code	Quota	Matched
Family Medicine	1943120C0	8	8
Internal Medicine	1943140C0	6	6
Medicine-Preliminary	1943140P0	4	4

Mtn Area Health Ed Ctr-NC

Asheville	Code	Quota	Matched
Family Medicine	3023120C0	11	11
Fam Med/Hendersonville	3023120C1	4	4
Obstetrics-Gynecology	3023220C0	4	4

New Hanover Reg Med Ctr-NC

Wilmington	Code	Quota	Matched
Family Medicine	1534120C0	3	3
Internal Medicine	1534140C0	7	7
Medicine-Preliminary	1534140P0	2	2
Obstetrics-Gynecology	1534220C0	4	4
Ob-Gyn/Preliminary	1534220P0	1	1
General Surgery	1534440C0	3	3
Surgery-Preliminary	1534440P0	1	0

Southern Reg AHEC Fam Res-NC

Fayetteville	Code	Quota	Matched
Family Medicine	3046120C0	5	5

U North Carolina Hospitals

Chapel Hill	Code	Quota	Matched
Anesthesiology	1900040A0	2	2
Anesthesiology	1900040C0	10	10
Anesthesiology	1900040R0	2	2
Dermatology	1900080A0	5	5
Emergency Medicine	1900110C0	10	10
Family Medicine	1900120C0	8	8
Family Medicine	1900120C1	2	2
Internal Medicine	1900140C0	23	23
Medicine-Preliminary	1900140P0	6	6
Neurological Surgery	1900160C0	2	2
Neurology	1900180C0	5	5
Child Neurology	1900185C0	1	1
Obstetrics-Gynecology	1900220C0	7	7
Orthopaedic Surgery	1900260C0	4	4
Ortho Surg/Research 6 yr	1900260C1	1	1
Otolaryngology	1900280C0	4	4
Pathology	1900300C0	4	4
Pediatrics	1900320C0	15	15
Pediatrics-Primary Care	1900320C1	4	4
Pediatrics-Preliminary	1900320P0	2	2
Phys Medicine & Rehab	1900340C0	3	3
Plastic Surgery (Integrated)	1900362C0	2	2
Psychiatry	1900400C0	14	14
Radiology-Diagnostic	1900420A0	8	8
Radiation-Oncology	1900430A0	2	2
Radiation Oncology	1900430R0	1	0
General Surgery	1900440C0	6	6
Surgery-Preliminary	1900440P0	9	8
Thoracic Surgery	1900461C0	1	1
Medicine-Pediatrics	1900700C0	6	6
Pediatrics/Anesthesiology	1900726C0	1	0

Vidant Med Ctr/East Carolina Univ-NC

Greenville	Code	Quota	Matched
Dermatology	3057080A0	2	2
Dermatology	3057080R0	1	1
Emergency Medicine	3057110C0	12	12
Family Medicine	3057120C0	13	13
Internal Medicine	3057140C0	16	16
Medicine-Preliminary	3057140P0	6	4
Obstetrics-Gynecology	3057220C0	5	5
Pathology	3057300C0	3	3
Pediatrics	3057320C0	10	10
Phys Medicine & Rehab	3057340C0	5	5
Psychiatry	3057400C0	7	7
General Surgery	3057440C0	5	5
Surgery-Preliminary	3057440P0	3	2
Medicine-Pediatrics	3057700C0	6	6
Medicine-Emergency Med	3057705C0	2	2
Medicine-Psychiatry	3057715C0	2	2

Wake Forest Baptist Med Ctr-NC

Winston-Salem	Code	Quota	Matched
Anesthesiology	1537040A0	1	1

NRMP Program Results 2014 Main Residency Match®

Wake Forest Baptist Med Ctr-NC (Continued)

Anesthesiology	1537040C0	13	13
Dermatology	1537080A0	3	3
Emergency Medicine	1537110C0	15	15
Family Medicine	1537120C0	10	10
Internal Medicine	1537140C0	26	26
Medicine-Primary	1537140M0	4	4
Medicine-Preliminary	1537140P0	9	9
Neurological Surgery	1537160C0	2	2
Neurology	1537180C0	5	5
Child Neurology	1537185C0	1	1
Obstetrics-Gynecology	1537220C0	5	5
Orthopaedic Surgery	1537260C0	4	4
Otolaryngology	1537280C0	3	3
Pathology	1537300C0	4	4
Pediatrics	1537320C0	13	13
Plastic Surgery (Integrated)	1537362C0	2	2
Psychiatry	1537400C0	4	4
Radiology-Diagnostic	1537420A0	10	10
Radiation Oncology	1537430A0	2	2
Radiation Onc/PGY2 Funded Pos	1537430R0	1	0
General Surgery	1537440C0	6	6
Surgery-Preliminary	1537440P0	9	2
Surg-Prelim/Urology	1537440P3	3	3

NORTH DAKOTA

Altru Health System-ND

Grand Forks	Code	Quota	Matched
Family Med/Grand Forks	1100120C0	8	8

U North Dakota SOM

Fargo	Code	Quota	Matched
Family Med/Bismarck	1539120C1	5	5
Family Medicine/Minot	1539120C2	6	6
Family Medicine/Hettinger	1539120C3	1	1
Family Medicine/Rural Williston	1539120C4	1	1
Internal Medicine	1539140C0	8	8
Psychiatry	1539400C0	4	4
General Surgery	1539440C0	2	2
Gen Surg/Rural Track	1539440C1	2	2
Surgery-Preliminary	1539440P0	2	1
Transitional	1539999P0	8	8

OHIO

Akron Gen Med Ctr/NEOMED-OH

Akron	Code	Quota	Matched
Emergency Medicine	1542110C0	11	11
Family Medicine	1542120C0	5	5
Internal Medicine	1542140C0	10	10
Medicine-Preliminary	1542140P0	4	4
Obstetrics-Gynecology	1542220C0	4	4
Orthopaedic Surgery	1542260C0	3	3
General Surgery	1542440C0	3	3
Surg-Prelim/Urology	1542440P2	2	2

Aultman Hospital/NEOMED-OH

Canton	Code	Quota	Matched
Family Medicine	1544120C0	7	7
Obstetrics-Gynecology	1544220C0	4	4

Radiology-Diagnostic	1544420A0	4	3
Radiology-Diagnostic	1544420R0	1	1

Barberton Hosp/NEOMED-OH

Barberton	Code	Quota	Matched
Family Medicine	1964120C0	6	6

Bethesda Hospital-OH

Cincinnati	Code	Quota	Matched
Family Medicine	2689120C0	6	6

Canton Med Ed Fdn/NEOMED-OH

Canton	Code	Quota	Matched
Internal Medicine	2009140C0	12	12

Case Western/MetroHealth Med Ctr-OH

Cleveland	Code	Quota	Matched
Anesthesiology	1553040A0	7	7
Dermatology	1553080A0	2	2
Emergency Medicine	1553110C0	13	13
Family Medicine	1553120C0	5	5
Internal Medicine	1553140C0	20	20
Int Med/Intl Health	1553140C3	0	0
IM Physician/Scientist Path	1553140C4	2	2
Medicine-Preliminary	1553140P0	10	10
Obstetrics-Gynecology	1553220C0	4	4
Ob-Gyn/Preliminary	1553220P0	1	1
Pathology	1553300C0	2	2
Pediatrics	1553320C0	8	8
Phys Medicine & Rehab	1553340A0	3	3
Phys Medicine & Rehab	1553340C0	3	3
Phys Medicine & Rehab - R Track	1553340R0	2	2
Psychiatry	1553400C0	4	4
Radiology-Diagnostic	1553420A0	5	4
Medicine-Pediatrics	1553700C0	6	6

Case Western/Univ Hosps Case Med Ctr-OH

Cleveland	Code	Quota	Matched
Anesthesiology	1552040C0	12	12
Dermatology	1552080A0	4	4
Emergency Medicine	1552110C0	10	10
Family Medicine	1552120C0	8	8
Internal Medicine	1552140C0	29	29
Int Med/International Health	1552140C1	0	0
Int Med/Harrington Phys-Sci Path	1552140C2	2	2
Int Med/Womens Health	1552140C4	0	0
Int Med/Primary Care	1552140C5	3	3
Int Med/International Scholar	1552140C6	2	2
Internal Medicine/Geriatrics	1552140C7	0	0
Medicine-Preliminary	1552140P0	8	8
Med-Prelim/International Scholar	1552140P2	1	1
Neurological Surgery	1552160C0	2	2
Neurology	1552180C0	10	10
Neurology/Foreign Govt Funded	1552180C1	2	2
Child Neurology	1552185C0	1	1
Obstetrics-Gynecology	1552220C0	5	5
Orthopaedic Surgery	1552260C0	6	6
Otolaryngology	1552280C0	4	4
Pathology	1552300C0	7	6
Pediatrics	1552320C0	22	22
Plastic Surgery (Integrated)	1552362C0	2	2

NRMP Program Results 2014 Main Residency Match®

Case Western/Univ Hosps Case Med Ctr-OH

(Continued)

	Code	Quota	Matched
Psychiatry	1552400C0	8	8
Psychiatry	1552400R0	1	1
Radiology-Diagnostic	1552420A0	10	10
Radiology-Diagnostic	1552420R0	1	0
Radiation Oncology	1552430A0	1	1
General Surgery	1552440C0	6	6
Surgery-Preliminary	1552440P0	8	8
Surg-Prelim/Urology	1552440P2	3	3
Vascular Surgery	1552451C0	1	1
Medicine-Pediatrics	1552700C0	4	4
Pediatrics-Medical Genetics	1552765C0	1	1
Medicine-Medical Genetics	1552766C0	1	0

Childrens Hospital-NEOMED-OH

Akron	Code	Quota	Matched
Pediatrics	1895320C0	18	18

Christ Hospital-OH

Cincinnati	Code	Quota	Matched
Family Medicine	1547120C0	5	5
Internal Medicine	1547140C0	9	9
Medicine-Preliminary	1547140P0	10	10

Cincinnati Childrens Hosp MC-OH

Cincinnati	Code	Quota	Matched
Child Neurology	1808185C0	5	5
Pediatrics	1808320C0	40	40
Pediatrics-Preliminary	1808320P0	1	1
Peds/Psych/Child Psych	1808730C0	3	3
Pediatrics-Medical Genetics	1808765C0	2	2

Cleveland Clinic Fdn-OH

Cleveland	Code	Quota	Matched
Anesthesiology	1968040C0	20	20
Dermatology	1968080C0	3	3
Internal Medicine	1968140C0	53	53
Medicine-Primary	1968140M0	2	2
Medicine-Preliminary	1968140P0	2	2
Neurological Surgery	1968160C0	3	3
Neurology	1968180C0	10	10
Child Neurology	1968185A0	1	0
Child Neurology	1968185C0	1	1
Obstetrics-Gynecology	1968220C0	5	5
Orthopaedic Surgery	1968260C1	6	6
Otolaryngology	1968280C0	3	3
Pathology	1968300C0	9	7
Pediatrics	1968320C0	11	11
Plastic Surgery (Integrated)	1968362C0	2	2
Psychiatry	1968400C0	8	4
Radiology-Diagnostic	1968420A0	8	8
Radiation-Oncology	1968430C0	2	2
General Surgery	1968440C0	10	10
Surgery-Preliminary	1968440P0	9	9
Surg-Prelim/Urology	1968440P2	5	5
Vascular Surgery	1968451C0	1	1
Thoracic Surgery	1968461C0	2	2

Fairview Hospital-OH

Cleveland	Code	Quota	Matched
Family Medicine	3187120C0	3	3
Internal Medicine	3187140C0	12	12
Medicine-Preliminary	3187140P0	2	2

Good Samaritan Hosp-Cinn-OH

Cincinnati	Code	Quota	Matched
Internal Medicine	1550140C0	10	10
Medicine-Preliminary	1550140P0	1	0
Ob-Gyn/GSH Bethesda	1550220C0	8	8
General Surgery	1550440C0	4	4
Surgery-Preliminary	1550440P0	1	1
Vascular Surgery	1550451C0	1	0

Grant Medical Center-OH

Columbus	Code	Quota	Matched
Family Medicine	1564120C0	13	13

Jewish Hospital-OH

Cincinnati	Code	Quota	Matched
Internal Medicine	1551140C0	11	11
Medicine-Preliminary	1551140P0	14	14
General Surgery	1551440C0	2	2
Surgery-Preliminary	1551440P0	2	0

Kettering Med Ctr-OH

Kettering	Code	Quota	Matched
Internal Medicine	1576140C0	10	10
Transitional	1576999P0	10	10

Mount Carmel Health System-OH

Columbus	Code	Quota	Matched
Family Medicine	1565120C0	6	4
Internal Medicine	1565140C0	8	8
Orthopaedic Surgery	1565260C0	2	2
General Surgery	1565440C0	3	3
Surgery-Preliminary	1565440P0	3	1
Transitional	1565999P0	4	4

NEOMED Affl Hosps-OH

Akron	Code	Quota	Matched
Psychiatry	3049400C0	4	4

Nationwide Childrens Hosp-OH

Columbus	Code	Quota	Matched
Child Neurology	1351185C0	2	2
Child Neurology	1351185R0	1	1
Pediatrics	1351320C0	31	31
Pediatrics-Medical Genetics	1351765C0	0	0

Ohio State University Med Ctr

Columbus	Code	Quota	Matched
Anesthesiology	1566040A0	5	3
Anest/Clinical Base Year	1566040C0	9	7
Anesthesiology - CA-1 2014	1566040R0	2	2
Dermatology	1566080C0	3	3
Emergency Medicine	1566110C0	14	14
Family Med/Univ Trk	1566120C0	6	6
Family Med/Urban Trk	1566120C2	2	2
Internal Medicine	1566140C0	25	25
Medicine-Primary	1566140M0	4	4

NRMP Program Results 2014 Main Residency Match®

Ohio State University Med Ctr (Continued)

Medicine-Preliminary	1566140P0	2	2
Neurological Surgery	1566160C0	2	2
Neurology	1566180C0	5	5
Neurology PGY2	1566180R0	1	1
Obstetrics-Gynecology	1566220C0	11	11
Orthopaedic Surgery	1566260C0	4	4
Ortho Surg/Research Trk	1566260C1	1	1
Otolaryngology	1566280C0	4	4
Pathology	1566300C0	4	4
Phys Medicine & Rehab	1566340A0	4	4
Phys Medicine & Rehab	1566340C0	2	2
Plastic Surgery (Integrated)	1566362C0	2	2
Psychiatry	1566400C0	8	8
Psychiatry - PGY-2	1566400R0	1	1
Radiology-Diagnostic	1566420A0	7	7
Radiation-Oncology	1566430A0	2	2
General Surgery	1566440C0	6	6
Surgery-Preliminary	1566440P0	3	3
Surg-Prelim/Urology	1566440P1	3	3
Medicine-Pediatrics	1566700C0	10	10
Medicine-Emergency Med	1566705C0	2	2

Riverside Methodist-OH

Columbus	Code	Quota	Matched
Family Medicine	1567120C0	6	6
Internal Medicine	1567140C0	13	13
Medicine-Preliminary	1567140P0	13	13
Obstetrics-Gynecology	1567220C0	5	5
General Surgery	1567440C0	4	4
Surgery-Preliminary	1567440P0	4	0
Transitional	1567999P0	12	12

St Elizabeth/NEOMED-OH

Youngstown	Code	Quota	Matched
Family Medicine	1584120C0	4	1
Internal Medicine	1584140C0	8	8
General Surgery	1584440C0	3	3
Transitional	1584999P0	4	4

St Lukes Hospital-OH

Maumee	Code	Quota	Matched
Family Medicine	1382120C0	4	4

St Vincent Charity Med Ctr-OH

Cleveland	Code	Quota	Matched
Internal Medicine	1560140C0	15	15
Medicine-Preliminary	1560140P0	5	4

St Vincent Mercy Med Ctr-OH

Toledo	Code	Quota	Matched
Emergency Medicine	1580110C0	14	14
Family Medicine	1580120C0	6	6
Internal Medicine	1580140C0	12	12
Transitional	1580999P0	8	8

Summa Health/NEOMED-OH

Akron	Code	Quota	Matched
Emergency Medicine	1541110C0	10	10
Family Medicine	1541120C0	3	2
Internal Medicine	1541140C0	16	16

Medicine-Preliminary	1541140P0	4	4
Obstetrics-Gynecology	1541220C0	5	5
Orthopaedic Surgery	1541260C0	4	4
Pathology	1541300C0	2	2
General Surgery	1541440C0	4	4
Surgery-Preliminary	1541440P0	1	0
Transitional	1541999P0	10	10

Toledo Hospital-OH

Toledo	Code	Quota	Matched
Family Medicine	1583120C0	4	4

U Cincinnati Med Ctr-OH

Cincinnati	Code	Quota	Matched
Anesthesiology	1548040C0	8	8
Dermatology	1548080A0	3	3
Emergency Medicine	1548110C0	14	14
Internal Medicine	1548140C0	24	24
Internal Med/Clinical Sci	1548140C1	2	2
Medicine-Preliminary	1548140P0	5	5
Neurological Surgery	1548160C0	2	2
Neurology	1548180C0	6	6
Obstetrics-Gynecology	1548220C0	7	7
Orthopaedic Surgery	1548260C0	5	5
Otolaryngology	1548280C0	4	4
Pathology	1548300C0	3	3
Phys Medicine & Rehab	1548340C0	2	2
Plastic Surgery (Integrated)	1548362C0	1	1
Psychiatry	1548400C0	6	4
Radiology-Diagnostic	1548420A0	7	7
Radiation-Oncology	1548430A0	2	2
General Surgery	1548440C0	7	7
Surg-Prelim/Urology	1548440P0	2	2
Thoracic Surgery	1548461C0	1	1
Medicine-Pediatrics	1548700C0	7	7
Psychiatry-Family Med	1548720C0	2	2
Pediatrics-PM&R	1548735C0	1	1

University of Toledo-OH

Toledo	Code	Quota	Matched
Anesthesiology	1579040A0	1	1
Anesthesiology	1579040C0	5	5
Emergency Medicine	1579110C0	7	7
Emergency Medicine/SACM	1579110C1	1	1
Internal Medicine	1579140C0	12	12
Internal Medicine/SACM	1579140C1	4	4
Medicine-Preliminary	1579140P0	5	3
Med-Preliminary/SACM	1579140P1	1	1
Neurology	1579180C0	4	4
Obstetrics-Gynecology	1579220C0	4	4
Orthopaedic Surgery	1579260C0	4	4
Pathology	1579300C0	2	2
Pediatrics	1579320C0	12	12
Phys Medicine & Rehab	1579340A0	2	2
Psychiatry	1579400C0	4	4
Psychiatry	1579400R0	1	1
Radiology-Diagnostic	1579420A0	4	4
General Surgery	1579440C0	4	4
General Surgery/SACM	1579440C1	1	1
Surgery-Preliminary	1579440P0	4	3

NRMP Program Results 2014 Main Residency Match®

Western Reserve Health Ed/NEOMED-OH

Youngstown	Code	Quota	Matched
Family Medicine	1585120C0	4	4
Internal Medicine	1585140C0	9	9
Medicine-Preliminary	1585140P0	6	6
General Surgery	1585440C0	2	2
Surgery-Preliminary	1585440P0	2	2

Wright State Univ Boonshoft SOM-OH

Dayton	Code	Quota	Matched
Dermatology	2011080A0	2	2
Emergency Medicine	2011110C0	8	8
Family Medicine	2011120C0	10	9
Internal Medicine	2011140C0	13	13
Neurology	2011180C0	4	4
Neurology - PGY2 (2014)	2011180R0	4	2
Obstetrics-Gynecology	2011220C0	3	3
Orthopedic Surgery	2011260C0	2	2
Ortho Surgery/Research	2011260C1	2	2
Pediatrics	2011320C0	7	7
Plastic Surgery (Integrated)	2011362C0	1	1
Psychiatry	2011400C0	6	6
General Surgery	2011440C0	4	4
Surgery-Preliminary	2011440P0	4	4

OKLAHOMA

Griffin Memorial Hospital-OK

Norman	Code	Quota	Matched
Psychiatry	1184400C0	5	5

In His Image Family Med-OK

Tulsa	Code	Quota	Matched
Family Medicine	3192120C0	10	10

Integrus Baptist Med Ctr-OK

Oklahoma City	Code	Quota	Matched
Family Medicine	1830120C0	5	5
Radiology-Diagnostic	1830420A0	4	4

SW Oklahoma Family Med-OK

Lawton	Code	Quota	Matched
Family Medicine	2640120C0	4	4

St Anthony Hospital-OK

Oklahoma City	Code	Quota	Matched
Family Medicine	2087120C0	4	4

U Oklahoma COM-OK City

Oklahoma City	Code	Quota	Matched
Anesthesiology	1588040C0	12	12
Dermatology	1588080A0	3	3
Family Medicine	1588120C0	12	12
Internal Medicine	1588140C0	16	16
Medicine-Preliminary	1588140P0	8	8
Neurological Surgery	1588160C0	1	1
Neurology	1588180C0	6	6
Nuclear Medicine	1588200A0	1	1
Obstetrics-Gynecology	1588220C0	6	6
Orthopaedic Surgery	1588260C0	6	6
Otolaryngology	1588280C0	3	3
Pathology	1588300C0	5	5

Pediatrics	1588320C0	17	17
Psychiatry	1588400C0	5	5
Psychiatry	1588400R0	1	1
Radiology-Diagnostic	1588420A0	6	5
Radiation Oncology	1588430A0	2	2
General Surgery	1588440C0	5	5
Surg-Prelim/Urology	1588440P3	3	3
Medicine-Pediatrics	1588700C0	3	3

U Oklahoma COM-Tulsa

Tulsa	Code	Quota	Matched
Emergency Medicine	2727110C0	6	6
Family Medicine	2727120C0	10	10
Family Med/Ramona	2727120C1	2	2
Internal Medicine	2727140C0	13	13
Medicine-Preliminary	2727140P0	3	3
Obstetrics-Gynecology	2727220C0	4	4
Pediatrics	2727320C0	6	6
Psychiatry	2727400C0	5	5
Psychiatry	2727400R0	1	0
General Surgery	2727440C0	4	4
Surgery-Preliminary	2727440P0	3	1
Medicine-Pediatrics	2727700C0	3	3

OREGON

Legacy Emanuel/Good Samaritan-OR

Portland	Code	Quota	Matched
Internal Medicine	1594140C0	16	16
Medicine-Preliminary	1594140P0	6	6

Oregon Health & Science Univ

Portland	Code	Quota	Matched
Anesthesiology	1599040A0	1	1
Anesthesiology/CCM	1599040A2	1	1
Anesthesiology	1599040C0	8	8
Anesthesiology/Clin Scientist	1599040C2	1	1
Anesthesiology/CCM	1599040C3	1	1
Dermatology	1599080A0	5	5
Emergency Medicine	1599110C0	11	11
Family Medicine	1599120C0	10	10
Fam Med/Preventive Med	1599120C1	2	2
Fam Med/Cascades East	1599120C2	8	8
Internal Medicine	1599140C0	33	33
Med-Prelim/Neurology	1599140P0	5	5
Neurological Surgery	1599160C0	3	3
Neurology	1599180A0	5	5
Neurology	1599180R0	1	1
Child Neurology	1599185C0	1	0
Obstetrics-Gynecology	1599220C0	7	7
Orthopaedic Surgery	1599260C0	5	5
Otolaryngology	1599280C0	3	3
Pathology	1599300C0	3	3
Pediatrics	1599320C0	16	16
Plastic Surgery (Integrated)	1599362C0	2	2
Psychiatry	1599400C0	8	7
Psychiatry	1599400R0	1	0
Radiology-Diagnostic	1599420A0	6	6
Radiation-Oncology	1599430A0	2	2
General Surgery	1599440C0	13	13
Surgery-Preliminary	1599440P0	5	3

NRMP Program Results 2014 Main Residency Match®

Oregon Health & Science Univ (Continued)

Surg-Prelim/Urology	1599440P3	3	3
---------------------	-----------	---	---

Prov Milwaukie Hospital-OR

Milwaukie	Code	Quota	Matched
Family Medicine	1701120C0	6	6
Family Medicine/Hood River	1701120C1	2	2

Prov St Vincent Hospital-OR

Portland	Code	Quota	Matched
Internal Medicine	1598140C0	8	8
Medicine-Preliminary	1598140P0	3	3

Providence Portland Med Ctr-OR

Portland	Code	Quota	Matched
Internal Medicine	1597140C0	9	9
Medicine-Preliminary	1597140P0	3	3

PENNSYLVANIA

Abington Mem Hosp-PA

Abington	Code	Quota	Matched
Family Medicine	1600120C0	3	2
Internal Medicine	1600140C0	12	12
Medicine-Preliminary	1600140P0	8	8
Obstetrics-Gynecology	1600220C0	5	5
General Surgery	1600440C0	5	5
Surgery-Preliminary	1600440P0	4	4

Albert Einstein Med Ctr-PA

Philadelphia	Code	Quota	Matched
Emergency Medicine	1631110C0	10	10
Internal Medicine	1631140C0	25	25
Medicine-Preliminary	1631140P0	6	6
Med-Prelim/Neurology	1631140P1	3	3
Med-Prelim/Radiology	1631140P2	4	4
Neurology	1631180A0	3	3
Obstetrics-Gynecology	1631220C0	5	5
Orthopaedic Surgery	1631260C0	2	2
Pediatrics	1631320C0	12	12
Psychiatry	1631400C0	9	9
Radiology-Diagnostic	1631420A0	6	6
General Surgery	1631440C0	3	3
Surgery-Preliminary	1631440P0	3	3
Surgery-General	1631440R0	5	1
Transitional	1631999P0	6	6

Allegheny Gen Hosp-PA

Pittsburgh	Code	Quota	Matched
Emergency Medicine	1648110C0	10	10
Internal Medicine	1648140C0	18	18
Int Med/Shomer Shabbos	1648140C1	1	1
Medicine-Preliminary	1648140P0	6	6
Med-Prelim/Neurology	1648140P1	4	4
Neurological Surgery	1648160C0	2	2
Neurology	1648180A0	4	4
Orthopaedic Surgery	1648260C0	4	4
Pathology	1648300C0	3	3
Psychiatry	1648400C0	4	4
Radiology-Diagnostic	1648420A0	7	5
Radiation-Oncology	1648430A0	1	0
General Surgery	1648440C0	6	6

Surgery-Preliminary	1648440P0	10	3
Medicine-Emergency Med	1648705C0	2	2

Altoona Family Physicians-PA

Altoona	Code	Quota	Matched
Family Medicine	1603120C0	3	3

Bryn Mawr Hospital-PA

Bryn Mawr	Code	Quota	Matched
Family Medicine	1606120C0	2	2
Radiology-Diagnostic	1606420A0	4	4

Chestnut Hill Hosp-PA

Philadelphia	Code	Quota	Matched
Family Medicine	2966120C0	6	6

Childrens Hosp-Philadelphia-PA

Philadelphia	Code	Quota	Matched
Child Neurology	1863185C0	4	4
Child Neurology 2014	1863185R0	1	1
Pediatrics	1863320C0	40	40
Pediatrics-Medical Genetics	1863765C0	1	1

Conemaugh Memorial Med Ctr-PA

Johnstown	Code	Quota	Matched
Family Medicine	1616120C0	6	6
Internal Medicine	1616140C0	5	5
Medicine-Preliminary	1616140P0	4	4
General Surgery	1616440C0	3	3
Surgery-Preliminary	1616440P0	2	1

Crozer-Chester Med Ctr-PA

Upland	Code	Quota	Matched
Family Medicine	3185120C0	5	5
Internal Medicine	3185140C0	5	5
Obstetrics-Gynecology	3185220C0	3	3
Pediatrics	3185320C0	6	6
Transitional	3185999P0	14	14

Drexel Univ COM/Hahnemann Univ Hosp-PA

Philadelphia	Code	Quota	Matched
Anesthesiology	1849040A0	3	3
Anesthesiology	1849040C0	5	5
Anesthesiology	1849040R0	1	1
Dermatology	1849080A0	3	3
Emergency Medicine	1849110C0	15	15
Family Medicine	1849120C0	7	7
Internal Medicine	1849140C0	42	42
Medicine-Preliminary	1849140P0	20	20
Neurology	1849180A0	6	6
Neurology - Neurology	1849180R0	1	1
Obstetrics-Gynecology	1849220C0	5	5
Orthopaedic Surgery	1849260C0	4	4
Pathology	1849300C0	4	4
Psychiatry	1849400C0	7	7
Psychiatry/Early Child	1849400C1	1	1
Psychiatry	1849400R0	1	1
Radiology-Diagnostic	1849420A0	5	5
Radiology-Diagnostic/Peds Track	1849420A2	1	0
General Surgery	1849440C0	6	6
Surgery-Preliminary	1849440P0	5	5

NRMP Program Results 2014 Main Residency Match®

Easton Hospital-PA

Easton	Code	Quota	Matched
General Surgery	1610440C0	2	2
Surgery-Preliminary	1610440P0	3	3

Excelsa Health Latrobe Hosp-PA

Latrobe	Code	Quota	Matched
Family Medicine	2965120C0	4	1

Forbes Family Medicine-PA

Monroeville	Code	Quota	Matched
Family Medicine	3087120C0	3	3

Geisinger Health System-PA

Danville	Code	Quota	Matched
Anesthesiology	1608040C0	6	6
Anesthesiology	1608040R0	1	0
Dermatology	1608080A0	4	4
Emergency Medicine	1608110C0	9	9
Family Medicine	1608120C1	4	3
Internal Medicine	1608140C0	11	11
Medicine-Preliminary	1608140P0	3	3
Neurological Surgery	1608160C0	1	1
Neurology	1608180C0	4	3
Obstetrics-Gynecology	1608220C0	3	3
Orthopaedic Surgery	1608260C0	3	3
Otolaryngology	1608280C0	2	2
Pediatrics	1608320C0	6	6
Pediatrics-Preliminary	1608320P0	3	0
Radiology-Diagnostic	1608420A0	6	6
General Surgery	1608440C0	3	3
Surg-Prelim/Non Desig	1608440P0	4	4
Surg-Prelim/Designated	1608440P1	1	0
Surg-Prelim/Urology	1608440P2	1	1
Medicine-Pediatrics	1608700C0	4	2

Guthrie/Robert Packer Hosp-PA

Sayre	Code	Quota	Matched
Family Medicine	1664120C0	3	3
Internal Medicine	1664140C0	9	9
General Surgery	1664440C0	3	3
Surgery-Preliminary	1664440P0	4	1

Hershey Med Ctr/Penn State-PA

Hershey	Code	Quota	Matched
Anesthesiology	1617040C0	13	13
Dermatology	1617080A0	3	3
Dermatology/Research	1617080A1	1	0
Emergency Medicine	1617110C0	8	4
Family Medicine	1617120C0	8	4
Internal Medicine	1617140C0	20	20
Medicine-Preliminary	1617140P0	5	5
Neurological Surgery	1617160C0	2	2
Neurology	1617180C0	4	4
Obstetrics-Gynecology	1617220C0	5	5
Orthopaedic Surgery	1617260C0	5	5
Otolaryngology	1617280C0	1	1
Pathology	1617300C0	4	4
Pediatrics	1617320C0	13	13
Plastic Surgery (Integrated)	1617362C0	2	2
Psychiatry	1617400C0	3	3

Radiology-Diagnostic	1617420A0	6	6
General Surgery	1617440C0	4	4
Surgery-Preliminary	1617440P0	9	0
Surg-Prelim/Urology	1617440P1	2	2
Vascular Surgery	1617451C0	1	1
Medicine-Pediatrics	1617700C0	4	2

Hosp of the Univ of PA

Philadelphia	Code	Quota	Matched
Anesthesiology	1628040A0	4	4
Anesthesiology	1628040C0	16	16
Anesthesiology	1628040R0	2	2
Dermatology/3 yr	1628080A0	4	4
Derm Res & Cut Onc Fell/4 yr	1628080A1	1	1
Emergency Medicine	1628110C0	11	11
Family Medicine	1628120C0	9	9
Internal Medicine	1628140C0	41	41
Int Med-ABIM Research Path	1628140C1	2	2
Medicine-Primary	1628140M0	6	6
Neurological Surgery	1628160C0	3	3
Neurology	1628180A0	5	5
Neurology	1628180C0	6	6
Obstetrics-Gynecology	1628220C0	7	7
Ortho Surgery/Clin-5 yr	1628260C0	6	6
Ortho Surg/Research-6 yr	1628260C1	2	2
Otolaryngology	1628280C0	4	4
Pathology AP/CP	1628300C0	9	6
Pathology-AP/NP	1628300C1	2	2
Pathology-AP only	1628300C2	0	0
Pathology- CP-Only	1628300C3	0	0
Phys Medicine & Rehab	1628340A0	2	2
Phys Medicine & Rehab	1628340C0	4	4
Plastic Surgery (Integrated)	1628362C0	2	2
Psychiatry	1628400C0	10	10
Radiology-Diag/Clin-4 yr	1628420A0	9	9
Radiology-Diag/Research-4 yr	1628420A1	3	3
Radiation Oncology	1628430C0	4	4
General Surgery	1628440C0	7	7
Surgery-Preliminary	1628440P0	9	5
Surg-Prelim/Urology	1628440P1	4	4
Vascular Surgery	1628451C0	1	1
Thoracic Surgery	1628461C0	1	1
Medicine-Pediatrics	1628700C0	4	4
Medicine-Dermatology	1628785C0	0	0

Jefferson Med Coll/duPont Childrens-PA

Philadelphia	Code	Quota	Matched
Pediatrics	1654320C0	22	22
Pediatrics-PM&R	1654735C0	1	1

Lancaster Gen Hosp-PA

Lancaster	Code	Quota	Matched
Family Medicine	1618120C0	13	13

Lankenau Hospital-PA

Wynnewood	Code	Quota	Matched
Internal Medicine	1632140C0	7	7
Medicine-Preliminary	1632140P0	12	12
Obstetrics-Gynecology	1632220C0	4	4
General Surgery	1632440C0	2	2
Surgery-Preliminary	1632440P0	2	1

NRMP Program Results 2014 Main Residency Match®

Lehigh Valley Hosp-PA

Allentown	Code	Quota	Matched
Emergency Medicine	1601110C0	4	4
Family Medicine	1601120C0	3	3
Internal Medicine	1601140C0	7	7
Obstetrics-Gynecology	1601220C0	6	6
Pediatrics	1601320C0	6	6
Plastic Surgery (Integrated)	1601362C0	1	1
General Surgery	1601440C0	5	5
Surgery-Preliminary	1601440P1	1	1
Transitional	1601999P0	14	10

Medical Ctr Beaver-PA

Beaver Falls	Code	Quota	Matched
Family Medicine	2044120C0	3	2

Mercy Catholic Med-PA

Darby	Code	Quota	Matched
Internal Medicine	1636140C0	15	15
Medicine-Preliminary	1636140P0	5	5
Med-Prelim/Neurology	1636140P1	2	2
Radiology-Diagnostic	1636420C0	2	2
General Surgery	1636440C0	2	2
Surgery-Preliminary	1636440P0	3	2
Transitional	1636999P0	6	6

Pennsylvania Hospital

Philadelphia	Code	Quota	Matched
Internal Medicine	1639140C0	8	8
Medicine-Preliminary	1639140P0	14	14
Obstetrics-Gynecology	1639220C0	6	6
Pathology	1639300C0	2	2
Radiology-Diagnostic	1639420A0	5	5
Radiology-Diag/Start date 7/1/14	1639420R0	2	2

Pinnacle Health Hosps-PA

Harrisburg	Code	Quota	Matched
Internal Medicine	1615140C0	14	14
Medicine-Preliminary	1615140P0	4	4
General Surgery	1615440C0	3	3
Surgery-Preliminary	1615440P0	1	1

Reading Hospital Med Ctr-PA

Reading	Code	Quota	Matched
Family Medicine	1661120C0	7	5
Internal Medicine	1661140C0	6	6
Obstetrics-Gynecology	1661220C0	4	4
Transitional	1661999P0	6	6

St Christophers Hosp-PA

Philadelphia	Code	Quota	Matched
Child Neurology	1653185C0	2	2
Pediatrics	1653320C0	24	24
Pediatrics-Prelim/1 yr	1653320P0	2	0

St Lukes-Bethlehem-PA

Bethlehem	Code	Quota	Matched
Emergency Medicine	1605110C0	8	8
Family Medicine	1605120C0	4	4
Internal Medicine	1605140C0	3	3
Obstetrics-Gynecology	1605220C0	5	5
Orthopaedic Surgery	1605260C0	2	2

General Surgery	1605440C0	3	3
Transitional	1605999P0	4	4

St Vincent Hlth Ctr-PA

Erie	Code	Quota	Matched
Family Medicine	1612120C0	4	4

Temple Univ Hosp-PA

Philadelphia	Code	Quota	Matched
Anesthesiology	1646040A0	6	6
Anesthesiology - PGY-2 2014 Start	1646040R0	1	0
Emergency Medicine	1646110C0	12	12
Internal Medicine	1646140C0	29	29
Medicine-Preliminary	1646140P0	8	8
Neurological Surgery	1646160C0	1	1
Neurology	1646180C0	4	3
Obstetrics-Gynecology	1646220C0	5	5
Ob-Gyn/Preliminary	1646220P0	1	0
Orthopaedic Surgery	1646260C0	4	4
Otolaryngology	1646280C0	2	2
Pathology	1646300C0	2	2
Phys Medicine & Rehab	1646340A0	10	10
Psychiatry	1646400C0	8	8
Radiology-Diagnostic	1646420A0	6	5
General Surgery	1646440C0	7	7
Surgery-Preliminary	1646440P0	10	3

Temple Univ/Fox Chase Cancer Ctr-PA

Philadelphia	Code	Quota	Matched
Radiation-Oncology	1638430A0	2	2

Thomas Jefferson Univ-PA

Philadelphia	Code	Quota	Matched
Anesthesiology	1630040A0	3	3
Anesthesiology	1630040C0	9	9
Dermatology	1630080A0	5	5
Emergency Medicine	1630110C0	12	12
Family Medicine	1630120C0	10	10
Internal Medicine	1630140C0	39	39
Medicine-Preliminary	1630140P0	2	2
Med-Prelim/Neurology	1630140P1	7	7
Neurological Surgery	1630160C0	3	3
Neurology	1630180A0	9	9
Obstetrics-Gynecology	1630220C0	7	7
Orthopaedic Surgery	1630260C0	6	6
Otolaryngology	1630280C0	5	5
Pathology	1630300C0	5	5
Phys Medicine & Rehab	1630340A0	7	7
Psychiatry	1630400C0	7	6
Radiology-Diagnostic	1630420A0	10	10
Radiation-Oncology	1630430A0	2	2
General Surgery	1630440C0	6	6
Surgery-Preliminary	1630440P0	5	4

UPMC Hamot Med Ctr-PA

Pittsburgh	Code	Quota	Matched
Orthopaedic Surgery	1611260C0	3	3

UPMC McKeesport-PA

Pittsburgh	Code	Quota	Matched
Family Medicine	1620120C0	6	6
Internal Medicine	1620140C0	11	11

NRMP Program Results 2014 Main Residency Match®

UPMC Medical Education-PA

Pittsburgh	Code	Quota	Matched
Anesthesiology	1652040A0	7	7
Anesthesiology	1652040C0	12	12
Anesthesiology	1652040R0	1	1
Dermatology	1652080A0	6	6
Emergency Medicine	1652110C0	16	16
Internal Medicine	1652140C0	27	27
Int Med/Womens Health	1652140C1	4	4
Int Med/Intl Scholars	1652140C2	5	5
Int Med/Global Health	1652140C3	4	4
Medicine-Preliminary	1652140P0	7	7
Neurological Surgery	1652160C0	4	4
Neurology	1652180C0	7	7
Child Neurology	1652185C0	0	0
Neurodevelopmental Disabilities	1652186C0	0	0
Neurodevelopmental Disabilities	1652186R0	1	1
Obstetrics-Gynecology	1652220C0	10	10
Orthopaedic Surgery	1652260C0	4	4
Ortho Surgery/Research	1652260C1	4	4
Otolaryngology	1652280C0	5	5
Pathology	1652300C0	8	8
Pediatrics	1652320C0	28	28
Pediatrics-Primary	1652320M0	2	2
Phys Medicine & Rehab	1652340A0	5	5
Phys Medicine & Rehab	1652340C0	5	5
Plastic Surgery (Integrated)	1652362C0	3	3
Psychiatry	1652400C0	13	13
Radiology-Diagnostic	1652420A0	13	13
Radiation Oncology	1652430A0	2	2
General Surgery	1652440C0	7	7
Surgery-Preliminary	1652440P0	3	3
Surg-Prelim/Non-Desig	1652440P1	2	0
Vascular Surgery	1652451C0	2	2
Thoracic Surgery	1652461C0	1	1
Cardiothoracic Surgery	1652461C1	1	1
Medicine-Pediatrics	1652700C0	4	4
Psych-Fam Med/McKeesport	1652720C2	1	1
Psych-Fam Med/St Margaret	1652720C3	1	1
Peds/Anesthesiology/5 yr combined	1652726C0	0	0
Peds/Psych/Child Psych	1652730C0	2	2
Transitional	1652999P0	6	6
Transitional/Anesthesiology	1652999P1	2	1

UPMC Mercy Hospital-PA

Pittsburgh	Code	Quota	Matched
Internal Medicine	1649140C0	14	14
General Surgery	1649440C0	4	4
Surgery-Preliminary	1649440P0	5	0
Transitional	1649999P0	15	15

UPMC Presbyterian Shadyside-PA

Pittsburgh	Code	Quota	Matched
Family Medicine	1657120C0	6	6
Internal Medicine	1657140C0	8	8
Transitional	1657999P0	6	6

UPMC St Margaret-PA

Pittsburgh	Code	Quota	Matched
Family Medicine	1656120C0	9	9

Washington Hospital-PA

Washington	Code	Quota	Matched
Family Medicine	1669120C0	4	4

Western Pennsylvania Hosp

Pittsburgh	Code	Quota	Matched
Anesthesiology	1659040A0	11	11
Obstetrics-Gynecology	1659220C0	5	5

Williamsport Hosp-PA

Williamsport	Code	Quota	Matched
Family Medicine	1673120C0	3	2

York Hospital-PA

York	Code	Quota	Matched
Emergency Medicine	1674110C0	11	11
Family Medicine	1674120C0	5	5
Internal Medicine	1674140C0	12	12
Obstetrics-Gynecology	1674220C0	3	3
General Surgery	1674440C0	4	4
Surgery-Preliminary	1674440P0	1	1

PUERTO RICO

Damas Hospital-PR

Ponce	Code	Quota	Matched
Internal Medicine	2039140C0	7	7
Transitional	2039999P0	12	11

Hosp Episcopal San Lucas-PR

Ponce	Code	Quota	Matched
Emergency Medicine	2101110C0	6	6
Internal Medicine	2101140C0	7	7
Obstetrics-Gynecology	2101220C0	4	4
Pediatrics	2101320C0	6	6
General Surgery	2101440C0	3	3
Surgery-Preliminary	2101440P0	2	2
Transitional	2101999P0	13	13

Hospital de la Concepcion-PR

San German	Code	Quota	Matched
Internal Medicine	1202140C0	7	7

Ponce Sch of Med-PR

Ponce	Code	Quota	Matched
Psychiatry	1433400C0	6	6

San Juan VA Med Ctr-PR

San Juan	Code	Quota	Matched
Internal Medicine	3012140C0	21	21
Medicine-Preliminary	3012140P0	5	5
Phys Medicine & Rehab	3012340C0	3	3

Univ of Puerto Rico

San Juan	Code	Quota	Matched
Anesthesiology	1116040C0	3	3
Dermatology	1116080A0	3	3
Emergency Medicine	1116110C0	10	10
Family Medicine	1116120C0	8	8
Internal Medicine	1116140C0	15	15
Medicine-Preliminary	1116140P0	1	1
Neurological Surgery	1116160C0	2	2
Neurology	1116180C0	3	3

NRMP Program Results 2014 Main Residency Match®

Univ of Puerto Rico (Continued)

Child Neurology	1116185C0	1	0
Obstetrics-Gynecology	1116220C0	5	3
Orthopaedic Surgery	1116260C0	4	4
Otolaryngology	1116280C0	1	1
Pathology	1116300C0	5	4
Pediatrics	1116320C0	13	13
Phys Medicine & Rehab	1116340C0	3	3
Psychiatry	1116400C0	6	6
Radiology-Diagnostic	1116420A0	4	4
Radiology-Diag/July 2014 PGY-2	1116420R0	1	1
General Surgery	1116440C0	5	5
Surgery-Preliminary	1116440P0	9	6
Internal Medicine/Pediatrics	1116700C0	2	2
Transitional	1116999P0	4	4

RHODE ISLAND

Brown Med Sch/Memorial Hosp-RI

Pawtucket	Code	Quota	Matched
Family Medicine	1676120C0	13	13
Medicine-Primary	1676140M0	10	10

Brown U/Womens & Infants Hosp of RI

Providence	Code	Quota	Matched
Obstetrics-Gynecology	2793220C0	8	8

Brown Univ Psych Res-RI

Providence	Code	Quota	Matched
Psychiatry	3170400C0	9	9

Rhode Island Hosp/Brown Univ

Providence	Code	Quota	Matched
Dermatology	1677080A0	4	4
Emergency Medicine	1677110C0	12	12
Internal Medicine	1677140C0	28	28
Medicine-Primary	1677140M0	11	11
Medicine-Preliminary	1677140P0	6	6
Med-Prelim/Neurology	1677140P1	5	5
Neurological Surgery	1677160C0	1	1
Neurology	1677180A0	6	6
Orthopaedic Surgery	1677260C0	6	6
Pathology	1677300C0	4	4
Pediatrics	1677320C0	16	16
Plastic Surgery (Integrated)	1677362C0	2	2
Radiology-Diagnostic	1677420A0	7	7
General Surgery	1677440C0	6	6
Surgery-Preliminary	1677440P0	8	4
Medicine-Pediatrics	1677700C0	4	4
Peds/Psych/Child Psych	1677730C0	3	3
Psychiatry-Neurology	1677755A0	0	0

Roger Williams Med Ctr-RI

Providence	Code	Quota	Matched
Dermatology	1678080A0	2	2
Internal Medicine	1678140C0	13	13
Medicine-Preliminary	1678140P0	5	5

SOUTH CAROLINA

Anderson Area Med Ctr-SC

Anderson	Code	Quota	Matched
Family Medicine	3017120C0	11	11
Family Med/Seneca Lakes	3017120C1	2	2

Greenville Hosp Sys/Univ of So Carolina

Greenville	Code	Quota	Matched
Family Medicine	1683120C0	7	7
Internal Medicine	1683140C0	12	12
Medicine-Preliminary	1683140P0	4	4
Obstetrics-Gynecology	1683220C0	6	6
Orthopaedic Surgery	1683260C0	4	4
Pediatrics	1683320C0	11	11
Psychiatry	1683400C0	4	4
General Surgery	1683440C0	6	6
Surgery-Preliminary	1683440P0	4	4
Medicine-Pediatrics	1683700C0	5	5

McLeod Reg Med Ctr-SC

Florence	Code	Quota	Matched
Family Medicine	2032120C0	8	6

Medical University of SC

Charleston	Code	Quota	Matched
Anesthesiology	1680040C0	15	13
Dermatology	1680080A0	3	3
Emergency Medicine	1680110C0	6	6
Internal Medicine	1680140C0	24	24
Medicine-Preliminary	1680140P0	4	4
Neurological Surgery	1680160C0	2	2
Neurology	1680180C0	5	5
Child Neurology	1680185C0	1	0
Nuclear Medicine	1680200A0	1	0
Obstetrics-Gynecology	1680220C0	6	6
Orthopaedic Surgery	1680260C0	3	3
Otolaryngology	1680280C0	3	3
Pathology	1680300C0	5	5
Pediatrics	1680320C0	14	14
Pediatrics-Primary	1680320M0	2	2
Psychiatry	1680400C0	13	13
Radiology-Diagnostic	1680420A0	9	9
Radiation-Oncology	1680430A0	2	2
General Surgery	1680440C0	5	5
Surgery-Preliminary	1680440P0	15	12
Vascular Surgery	1680451C0	1	1
Thoracic Surgery	1680461C0	1	1
Medicine-Pediatrics	1680700C0	2	2
Medicine-Psychiatry	1680715C0	2	2
Psychiatry-Neurology	1680755C0	1	1

Palmetto Health Richland-SC

Columbia	Code	Quota	Matched
Emergency Medicine	1681110C0	10	10
Family Medicine	1681120C0	10	10
Internal Medicine	1681140C0	11	11
Medicine-Preliminary	1681140P0	3	2
Neurology	1681180C0	3	3
Obstetrics-Gynecology	1681220C0	4	4
Orthopaedic Surgery	1681260C0	2	2

NRMP Program Results 2014 Main Residency Match®

Palmetto Health Richland-SC (Continued)

Pediatrics	1681320C0	12	12
Psychiatry	1681400C0	6	6
General Surgery	1681440C0	3	3
Surgery-Preliminary	1681440P0	2	0

Self Regional Healthcare-SC

Greenwood	Code	Quota	Matched
Family Medicine	2033120C0	10	10

Spartanburg Reg Healthcare-SC

Spartanburg	Code	Quota	Matched
Family Medicine	1685120C0	6	2
General Surgery	1685440C0	3	3
Surgery-Preliminary	1685440P0	2	2
Transitional	1685999P0	6	6

Trident Medical Center-SC

Charleston	Code	Quota	Matched
Family Medicine	2056120C0	10	10
Transitional-MUSC	2056999P0	3	3
Trans/MUSC Radiology	2056999P1	3	3

SOUTH DAKOTA

Rapid City Reg Hosp-SD

Rapid City	Code	Quota	Matched
Family Medicine	1177120C0	6	6

Sioux Falls Family Med-SD

Sioux Falls	Code	Quota	Matched
Family Medicine	2979120C0	9	8

Univ of South Dakota SSOM

Sioux Falls	Code	Quota	Matched
Internal Medicine	2805140C0	8	8
Medicine-Preliminary	2805140P0	2	2
Pathology	2805300C0	3	2
Pediatrics	2805320C0	6	6
Psychiatry	2805400C0	5	5
General Surgery	2805440C0	3	3
Transitional	2805999P0	6	6

TENNESSEE

Baptist Mem Hosp-TN

Memphis	Code	Quota	Matched
Radiology-Diagnostic	1694420A0	5	4

Christ Community Health Services-TN

Memphis	Code	Quota	Matched
Family Medicine	1592120C0	8	6

East Tennessee St Univ

Johnson City	Code	Quota	Matched
Family Med/Johnson City	2066120C1	6	6
Family Med/Bristol	2066120C2	6	6
Family Med/Kingsport	2066120C3	5	5
Internal Medicine	2066140C0	20	19
Medicine-Preliminary	2066140P0	1	1
Obstetrics-Gynecology	2066220C0	3	3
Pathology	2066300C0	2	2
Pediatrics	2066320C0	7	7
Psychiatry	2066400C0	5	5

General Surgery	2066440C0	6	6
-----------------	-----------	---	---

Meharry/Metro General Hosp-TN

Nashville	Code	Quota	Matched
Family Medicine	1028120C0	6	6
Internal Medicine	1028140C0	14	14
Medicine-Preliminary	1028140P0	1	0
Obstetrics-Gynecology	1028220C0	3	3
Psychiatry	1028400C0	3	3

St Thomas Midtown Hospital-TN

Nashville	Code	Quota	Matched
Internal Medicine	1699140C0	8	8
Medicine-Preliminary	1699140P0	2	2

U Tennessee COM-Chattanooga

Chattanooga	Code	Quota	Matched
Emergency Medicine	1689110C0	6	6
Family Medicine	1689120C0	6	6
Internal Medicine	1689140C0	10	9
Obstetrics-Gynecology	1689220C0	4	4
Orthopaedic Surgery	1689260C0	3	3
Pediatrics	1689320C0	8	8
General Surgery	1689440C0	5	5
Surgery-Preliminary	1689440P0	4	3
Transitional	1689999P0	6	6

U Tennessee COM-Memphis

Memphis	Code	Quota	Matched
Dermatology	1844080C0	2	2
Family Med/St Francis	1844120C0	8	8
Family Med/Jackson	1844120C1	8	8
Internal Medicine	1844140C0	25	23
Medicine-Primary	1844140M0	0	0
Medicine-Preliminary	1844140P0	11	11
Med-Prelim/Neurology	1844140P1	4	4
Neurological Surgery	1844160C0	2	2
Neurology	1844180A0	4	4
Child Neurology	1844185C0	2	0
Child Neurology	1844185R0	2	0
Obstetrics-Gynecology	1844220C0	8	8
Orthopaedic Surgery	1844260C0	8	8
Otolaryngology	1844280C0	3	3
Pathology	1844300C0	4	4
Pediatrics	1844320C0	21	21
Psychiatry	1844400C0	4	4
Radiology-Diagnostic	1844420A1	6	4
General Surgery	1844440C0	8	8
Surgery-Preliminary	1844440P0	9	3
Medicine-Pediatrics	1844700C0	12	12
Transitional/Methodist Hosp	1844999P0	8	8
Trans/Radiology-Methodist Hosp	1844999P1	2	2

U Tennessee Grad SOM-Knoxville

Knoxville	Code	Quota	Matched
Anesthesiology	1839040A0	0	0
Anesthesiology	1839040C0	8	8
Anesthesiology - R Position	1839040R0	1	0
Family Medicine	1839120C0	8	8
Internal Medicine	1839140C0	12	10
Obstetrics-Gynecology	1839220C0	4	4

NRMP Program Results 2014 Main Residency Match®

U Tennessee Grad SOM-Knoxville (Continued)

Pathology	1839300C0	3	2
Radiology-Diagnostic	1839420A0	6	6
General Surgery	1839440C0	5	5
Surgery-Preliminary	1839440P0	6	2
Surg-Prelim/Urology	1839440P2	2	2
Transitional	1839999P0	2	2
Trans/Radiology	1839999P2	4	4

Vanderbilt Univ Med Ctr-TN

Nashville	Code	Quota	Matched
Anesthesiology	1702040C0	15	15
Dermatology	1702080A0	4	4
Emergency Medicine	1702110C0	12	12
Internal Medicine	1702140C0	40	40
Medicine-Preliminary	1702140P0	3	3
Med-Prelim/Neurology	1702140P1	6	0
Neurological Surgery	1702160C0	3	3
Neurology	1702180C0	6	6
Neurology - PGY-2 start 2014	1702180R0	1	1
Child Neurology	1702185C0	2	2
Child Neurology	1702185R0	2	2
Obstetrics-Gynecology	1702220C0	6	6
Orthopaedic Surgery	1702260C0	5	5
Otolaryngology	1702280C0	5	5
Pathology	1702300C0	7	7
Pediatrics	1702320C0	23	23
Psychiatry	1702400C0	9	9
Radiology-Diagnostic	1702420A0	8	8
Radiation Oncology	1702430A0	1	1
Radiation Oncology - PGY2 only	1702430R0	1	1
General Surgery	1702440C0	8	8
Surgery-Preliminary	1702440P0	22	12
Medicine-Pediatrics	1702700C0	6	6

TEXAS

Baylor Coll Med-Houston-TX

Houston	Code	Quota	Matched
Anesthesiology	1716040A0	1	1
Anesthesiology	1716040C0	14	14
Anesthesiology	1716040R0	5	5
Dermatology	1716080A0	4	4
Emergency Medicine	1716110C0	13	13
Emergency Medicine/SACM	1716110C1	1	1
Family Med/Comm Hlth Ctr	1716120C0	6	6
Internal Medicine	1716140C0	46	46
Internal Medicine - Research	1716140C1	1	1
Medicine-Preliminary	1716140P0	16	16
Neurological Surgery	1716160C0	3	3
Neurology	1716180C0	10	10
Neurology/FIG	1716180C1	1	0
Child Neurology/Neuroscience	1716185C0	1	1
Child Neurology	1716185C1	3	3
Neurodevelopmental Disabilities	1716186A0	2	2
Obstetrics-Gynecology	1716220C0	12	12
Orthopaedic Surgery	1716260C0	5	5
Otolaryngology	1716280C0	5	5
Pathology	1716300C0	7	7
Pediatrics	1716320C0	35	35

Pediatrics/Global Health	1716320C1	6	6
Peds-Prelim/NDD	1716320P1	1	1
Phys Medicine & Rehab	1716340A0	7	7
Plastic Surgery (Integrated)	1716362C0	3	3
Psychiatry	1716400C0	14	14
Psychiatry	1716400R0	2	2
Radiology-Diagnostic	1716420A0	12	12
Radiation-Oncology	1716430A0	2	2
General Surgery	1716440C0	4	4
Gen Surgery/Academic	1716440C1	4	4
Surgery-Preliminary	1716440P0	14	1
Surg-Prelim/Urology	1716440P1	4	4
Medicine-Pediatrics	1716700C0	10	10
Pediatrics-Medical Genetics	1716765C0	1	0

Baylor Med Ctr-Garland-TX

Garland	Code	Quota	Matched
Family Medicine	1223120C0	6	6

Baylor Univ Med Ctr-Dallas-TX

Dallas	Code	Quota	Matched
Dermatology	1706080A0	2	2
Internal Medicine	1706140C0	9	9
Medicine-Preliminary	1706140P0	2	2
Obstetrics-Gynecology	1706220C0	5	5
Pathology	1706300C0	4	4
Phys Medicine & Rehab	1706340A0	3	3
Phys Medicine & Rehab	1706340R0	1	1
Radiology-Diagnostic	1706420A0	2	2
Radiology-Diagnostic	1706420C0	5	5
Radiology-Diagnostic	1706420R0	1	1
General Surgery	1706440C0	9	9
Surgery-Preliminary	1706440P0	3	2

Christus Santa Rosa-TX

San Antonio	Code	Quota	Matched
Family Medicine	1304120C0	7	7

Christus Spohn Mem Hosp-TX

Corpus Christi	Code	Quota	Matched
Emergency Medicine	1705110C0	8	8
Family Medicine	1705120C0	12	9

Conroe Reg Med Ctr-TX

Conroe	Code	Quota	Matched
Family Medicine	1502120C0	10	10

Driscoll Childrens Hosp-TX

Corpus Christi	Code	Quota	Matched
Pediatrics	1703320C0	14	14

John Peter Smith Hosp-TX

Fort Worth	Code	Quota	Matched
Emergency Medicine	1711110C0	12	12
Family Medicine	1711120C0	22	22
Obstetrics-Gynecology	1711220C0	4	4
Orthopaedic Surgery	1711260C0	4	4
Psychiatry	1711400C0	4	4
Transitional	1711999P1	12	12

McAllen Med Ctr-TX

Mcallen	Code	Quota	Matched
Family Medicine	3072120C0	6	6

NRMP Program Results 2014 Main Residency Match®

McLennan County Fam Med-TX

Waco	Code	Quota	Matched
Family Medicine	1735120C0	12	12

Memorial Hermann Hosp-TX

Sugar Land (Houston)	Code	Quota	Matched
Family Medicine	1785120C0	14	14

Methodist Health System Dallas-TX

Dallas	Code	Quota	Matched
Family Medicine	1707120C0	4	4
Internal Medicine	1707140C0	9	9
Obstetrics-Gynecology	1707220C0	3	3
General Surgery	1707440C0	2	2
Surgery-Preliminary	1707440P0	4	3

Methodist Hospital-Houston-TX

Houston	Code	Quota	Matched
Family Medicine	1167120C0	4	4
Family Med/San Jacinto	1167120C1	8	8
Internal Medicine	1167140C0	10	10
Neurological Surgery	1167160C0	2	2
Neurology	1167180C0	4	4
Obstetrics-Gynecology	1167220C0	5	5
Orthopaedic Surgery	1167260C0	3	3
Pathology	1167300C0	5	5
General Surgery	1167440C0	5	5
Surgery-Preliminary	1167440P0	2	2
Vascular Surgery	1167451C0	2	0
Transitional	1167999P0	12	12

Plaza Medical Center of Fort Worth-TX

Fort Worth	Code	Quota	Matched
Family Medicine	1642120C0	2	2

Presbyterian Hosp-Dallas-TX

Dallas	Code	Quota	Matched
Internal Medicine	1719140C0	5	5
Medicine-Preliminary	1719140P0	6	6

Texas A&M-Bryan/College Station

Bryan	Code	Quota	Matched
Family Medicine	1713120C0	9	9

Texas A&M-Scott & White

Temple	Code	Quota	Matched
Anesthesiology	1725040C0	8	8
Dermatology	1725080A0	3	3
Emergency Medicine	1725110C0	14	14
Family Medicine	1725120C0	8	8
Internal Medicine	1725140C0	22	22
Medicine-Preliminary	1725140P0	10	10
Med-Prelim/Neurology	1725140P1	1	1
Med-Prelim/Radiology	1725140P2	6	6
Neurology	1725180A0	2	1
Obstetrics-Gynecology	1725220C0	4	4
Orthopaedic Surgery	1725260C0	4	4
Otolaryngology	1725280C0	1	1
Pathology	1725300C0	3	3
Pediatrics	1725320C0	8	8
Plastic Surgery (Integrated)	1725362C0	2	2
Psychiatry	1725400C0	5	5

Radiology-Diagnostic	1725420A0	7	7
Radiology-Diagnostic	1725420R0	1	1
Radiation Oncology	1725430A0	1	1
General Surgery	1725440C0	6	6
Surg-Prelim/Urology	1725440P0	2	2

Texas Dept of State Health Services

Austin	Code	Quota	Matched
Prevent Med/Public Health	1521380A0	2	0
Prevent Med/Public Health	1521380R0	1	0

Texas Tech U Affil-Amarillo

Amarillo	Code	Quota	Matched
Family Medicine	2993120C0	7	2
Family Medicine/SACM	2993120C1	2	2
Internal Medicine	2993140C0	11	11
Internal Medicine/ SACM	2993140C1	1	1
Obstetrics-Gynecology	2993220C0	3	3
Pediatrics	2993320C0	6	6

Texas Tech U Affil-El Paso

El Paso	Code	Quota	Matched
Emergency Medicine	1710110C0	12	12
Family Medicine	1710120C0	8	8
Internal Medicine	1710140C0	15	15
Obstetrics-Gynecology	1710220C0	5	5
Pediatrics	1710320C0	14	14
Psychiatry	1710400C0	4	4
Radiology-Diagnostic	1710420A0	3	3
Radiology-Diagnostic	1710420R0	1	1
General Surgery	1710440C0	3	3
Surgery-Preliminary	1710440P0	3	3

Texas Tech U Affil-Lubbock

Lubbock	Code	Quota	Matched
Anesthesiology	2973040C0	4	4
Dermatology	2973080A0	3	3
Family Medicine	2973120C0	6	6
Internal Medicine	2973140C0	12	12
Medicine-Preliminary	2973140P0	2	2
Neurology	2973180C0	3	3
Obstetrics-Gynecology	2973220C0	3	3
Orthopaedic Surgery	2973260C0	3	3
Pediatrics	2973320C0	7	7
Psychiatry	2973400C0	4	4
General Surgery	2973440C0	5	5
Surg-Prelim/Urology	2973440P1	1	1

Texas Tech U Affil-Odessa

Odessa	Code	Quota	Matched
Family Medicine	3124120C0	6	6
Family Medicine/Rural	3124120C1	2	2
Internal Medicine	3124140C0	12	12
Obstetrics-Gynecology	3124220C0	3	3

U Texas HSC-San Antonio

San Antonio	Code	Quota	Matched
Anesthesiology	1722040C0	14	14
Dermatology	1722080A0	3	3
Emergency Medicine	1722110C0	10	10
Family Medicine	1722120C0	13	13
Internal Medicine	1722140C0	26	26

NRMP Program Results 2014 Main Residency Match®

U Texas HSC-San Antonio (Continued)

Int Med/RAHC-Harlingen	1722140C1	10	10
Medicine-Preliminary	1722140P0	4	4
Med-Prelim/Neurology	1722140P1	4	4
Med-Prelim/Radiology	1722140P2	7	7
Neurological Surgery	1722160C0	1	1
Neurology	1722180A0	4	4
Obstetrics-Gynecology	1722220C0	6	6
Orthopaedic Surgery	1722260C0	6	6
Otolaryngology	1722280C0	2	2
Pathology	1722300C0	4	3
Pediatrics	1722320C0	11	11
Pediatrics-Preliminary	1722320P0	1	1
Phys Medicine & Rehab	1722340C0	8	8
Psychiatry	1722400C0	11	11
Radiology-Diagnostic	1722420A0	8	8
Radiology-Diagnostic	1722420R0	1	0
Radiation Oncology	1722430A0	2	1
General Surgery	1722440C0	5	5
Gen Surgery/Research	1722440C1	4	4
Surgery-Preliminary	1722440P0	23	23
Thoracic Surgery	1722461C0	1	1

U Texas HSC-Tyler

Tyler	Code	Quota	Matched
Family Medicine	3626120C0	9	9
Internal Medicine/GSMC	3626140C0	18	18

U Texas MD Anderson Cancer Ctr

Houston	Code	Quota	Matched
Radiation-Oncology	1004430A0	7	7

U Texas Med Branch-Galveston

Galveston	Code	Quota	Matched
Anesthesiology	1714040C0	14	14
Anesthesiology	1714040R0	4	4
Dermatology	1714080A0	4	4
Family Medicine	1714120C0	8	8
Family Med/Rural	1714120C1	2	2
Internal Medicine	1714140C0	26	26
Medicine-Preliminary	1714140P0	10	10
Med-Prelim/Neuro-Galveston	1714140P3	3	3
Neurological Surgery	1714160C0	1	1
Neurology/Galveston	1714180A0	3	3
Neurology	1714180C0	1	1
Ob-Gyn/Galveston	1714220C0	8	8
Orthopaedic Surgery	1714260C0	5	5
Otolaryngology	1714280C0	3	3
Pathology	1714300C0	5	5
Pediatrics/Galveston	1714320C0	12	12
Plastic Surgery (Integrated)	1714362C0	3	3
Psychiatry	1714400C0	4	4
Psychiatry/Child Psych	1714400C1	2	2
Radiology-Diagnostic	1714420A0	6	6
Radiation-Oncology	1714430A0	1	1
General Surgery	1714440C0	5	5
Surgery-Preliminary	1714440P0	1	1
Vascular Surgery	1714451C0	1	1

U Texas Med Sch-Houston

Houston	Code	Quota	Matched
Anesthesiology	2923040A0	10	10
Anesthesiology	2923040C0	14	14
Dermatology	2923080A0	6	6
Emergency Medicine	2923110C0	18	18
Family Medicine/HH/LBJ	2923120C0	12	12
Internal Medicine	2923140C0	40	40
Medicine-Preliminary	2923140P0	16	16
Med-Prelim/Radiation Onc	2923140P1	2	2
Neurological Surgery	2923160C0	2	2
Neurology	2923180C0	5	5
Neurology - PGY2	2923180R0	1	0
Child Neurology	2923185C0	3	2
Child Neurology	2923185R0	1	0
Obstetrics-Gynecology/MHH	2923220C0	6	6
Obstetrics-Gynecology/LBJ	2923220C1	6	6
Orthopaedic Surgery	2923260C0	5	5
Otolaryngology	2923280C0	2	2
Pathology	2923300C0	6	5
Pediatrics	2923320C0	22	22
Phys Medicine & Rehab	2923340A0	3	3
Psychiatry	2923400C0	10	10
Psychiatry/Child Psych	2923400C1	2	2
Radiology-Diagnostic	2923420A0	13	13
General Surgery	2923440C0	7	7
Surg-Prelim/Non-designated	2923440P0	9	4
Surg-Prelim/Urology	2923440P1	3	3
Surg-Prelim/OMFS	2923440P2	3	3
Medicine-Pediatrics	2923700C0	6	6

U Texas Southwestern Med Sch-Dallas

Dallas	Code	Quota	Matched
Anesthesiology	2835040A0	4	4
Anesthesiology	2835040C0	15	15
Anesthesiology	2835040R0	3	2
Dermatology/Dallas	2835080A0	8	8
Dermatology/Austin	2835080A1	3	3
Emergency Medicine/Dallas	2835110C0	19	19
Emergency Medicine/Austin	2835110C1	8	8
Family Med/Parkland	2835120C0	10	10
Family Med/Austin	2835120C2	7	7
Internal Medicine/Dallas	2835140C0	54	54
Internal Medicine/Austin	2835140C2	14	14
Med-Prelim/Dallas	2835140P0	8	8
Med-Prelim/Austin	2835140P4	4	4
Med-Prelim/Neurology-Austin	2835140P5	2	2
Neurological Surgery	2835160C0	2	2
Neurology/Austin	2835180A1	3	3
Neurology/Dallas	2835180C0	8	8
Child Neurology/Dallas	2835185C1	2	2
Child Neurology/Austin	2835185C2	1	0
Child Neurology/Austin	2835185R1	1	1
Neurodevelopmental Disabilities	2835186C0	0	0
Obstetrics-Gynecology/Dallas	2835220C0	18	18
Obstetrics-Gynecology/Austin	2835220C2	5	5
Orthopaedic Surgery	2835260C0	6	6
Otolaryngology	2835280C0	4	4
Pathology	2835300C0	9	9

NRMP Program Results 2014 Main Residency Match®

U Texas Southwestern Med Sch-Dallas (Continued)

Pediatrics/Dallas	2835320C0	34	34
Pediatrics/Austin	2835320C1	18	18
Phys Medicine & Rehab/Dallas	2835340A0	9	9
Phys Medicine & Rehab/Austin	2835340A1	2	2
Phys Med & Rehab-PGY2	2835340R1	1	1
Plastic Surgery (Integrated)	2835362C0	4	4
Psychiatry/Dallas	2835400C0	15	15
Psychiatry/Austin	2835400C1	8	8
Psychiatry - Austin PGY2	2835400R1	1	0
Radiology-Diagnostic	2835420A0	13	13
Radiation Oncology	2835430A0	3	3
General Surgery/Dallas	2835440C0	13	13
General Surgery/Austin	2835440C1	3	3
Surgery-Prelim/Dallas	2835440P0	8	2
Surg-Prelim/Urology	2835440P2	4	4
Transitional/Austin	2835999P0	6	6

Valley Baptist Med Ctr-TX

Harlingen	Code	Quota	Matched
Family Medicine	1235120C0	5	5

Wichita Falls Family-TX

Wichita Falls	Code	Quota	Matched
Family Medicine	3088120C0	8	8

William Beaumont Army Med Ctr-TX

El Paso	Code	Quota	Matched
Internal Medicine/El Paso VA	1717140C0	3	3
Orthopaedic Surgery	1717260C0	1	1

UTAH

Intermountain Med Ctr-UT

Murray	Code	Quota	Matched
Transitional	1729999P0	12	12

McKay-Dee Hospital Ctr-UT

Ogden	Code	Quota	Matched
Family Medicine	1736120C0	6	6

U Utah Affil Hospitals

Salt Lake City	Code	Quota	Matched
Anesthesiology	1732040A0	10	9
Anesthesiology	1732040R0	3	2
Dermatology	1732080A0	3	3
Emergency Medicine	1732110C0	9	9
Emergency Med - Military Option	1732110C1	1	1
Family Medicine	1732120C0	8	8
Internal Medicine	1732140C0	29	29
Int Med/Intl Partnership	1732140C2	3	3
Medicine-Preliminary	1732140P0	9	9
Med-Prelim/Ophthalmology	1732140P1	3	3
Neurological Surgery	1732160C0	2	2
Neurology	1732180C0	6	6
Child Neurology	1732185C0	1	1
Obstetrics-Gynecology	1732220C0	6	6
Orthopaedic Surgery	1732260C0	5	5
Otolaryngology	1732280C0	3	3
Pathology-AP/CP Comb	1732300C0	4	3
Pediatrics	1732320C0	20	20
Phys Medicine & Rehab	1732340A0	1	1

Phys Medicine & Rehab	1732340C0	3	3
Plastic Surgery (Integrated)	1732362C0	1	1
Psychiatry	1732400C0	8	8
Psychiatry	1732400R0	2	1
Radiology-Diagnostic	1732420A0	6	6
Radiation-Oncology	1732430A0	1	1
General Surgery	1732440C0	5	5
Surgery-Preliminary	1732440P0	1	1
Surg-Prelim/Urology	1732440P2	2	2
Medicine-Pediatrics	1732700C0	2	2
Peds/Psych/Child Psych	1732730C0	1	1

Utah HealthCare Institute

Salt Lake City	Code	Quota	Matched
Family Medicine	1730120C0	4	4

Utah Valley Reg Med Ctr

Provo	Code	Quota	Matched
Family Medicine	1215120C0	8	8

VERMONT

UVM/Fletcher Allen-VT

Burlington	Code	Quota	Matched
Anesthesiology	1734040A0	2	2
Anesthesiology	1734040C0	4	4
Dermatology	1734080A0	2	2
Family Medicine	1734120C0	6	3
Internal Medicine	1734140C0	11	9
Medicine-Primary	1734140M0	3	3
Medicine-Preliminary	1734140P0	1	1
Med-Prelim/FAP	1734140P2	4	4
Neurological Surgery	1734160C0	1	1
Neurology	1734180A0	1	1
Neurology	1734180C0	3	3
Obstetrics-Gynecology	1734220C0	3	3
Orthopaedic Surgery	1734260C0	3	3
Otolaryngology	1734280C0	1	1
Pathology	1734300C0	5	5
Pediatrics	1734320C0	7	7
Psychiatry	1734400C0	4	4
Combined Adult/Child Psych	1734400C1	0	0
Psychiatry - PGY-2	1734400C2	1	1
Radiology-Diagnostic	1734420A0	6	6
General Surgery	1734440C0	3	3
Surgery-Preliminary	1734440P0	3	1

VIRGINIA

Bon Secours Health System-VA

Midlothian	Code	Quota	Matched
Family Medicine/St Francis	2530120C0	6	6
Family Medicine/Blackstone	2530120C1	2	2

Carilion Clinic-Virginia Tech Carilion SOM

Roanoke	Code	Quota	Matched
Emergency Medicine	1748110C0	8	8
Family Medicine	1748120C0	6	6
Internal Medicine	1748140C0	10	10
Medicine-Preliminary	1748140P0	6	6
Obstetrics-Gynecology	1748220C0	4	4
Pediatrics	1748320C0	6	6

NRMP Program Results 2014 Main Residency Match®

Carilion Clinic-Virginia Tech Carilion SOM

(Continued)

	Code	Quota	Matched
Psychiatry	1748400C0	5	5
General Surgery	1748440C0	4	4
Surgery-Preliminary	1748440P0	5	4

Chippenham Med Ctr-VA

Richmond	Code	Quota	Matched
Family Medicine	3045120C0	8	8

Eastern VA Med School-VA

Norfolk	Code	Quota	Matched
Dermatology	2980080A0	2	2
Emergency Medicine	2980110C0	9	9
Family Med/Portsmouth	2980120C0	6	5
Family Med/Ghent	2980120C1	6	6
Internal Medicine	2980140C0	11	11
Internal Med/Geriatrics	2980140C1	1	1
Medicine-Preliminary	2980140P0	8	8
Obstetrics-Gynecology	2980220C0	4	4
Otolaryngology	2980280C0	3	3
Pediatrics	2980320C0	22	22
Phys Medicine & Rehab	2980340A0	3	3
Psychiatry	2980400C0	4	4
Radiology-Diagnostic	2980420A0	4	3
General Surgery	2980440C0	5	5
Surgery-Preliminary	2980440P0	1	1
Medicine-Family Med	2980740C0	2	2

INOVA Fairfax Hospital-VA

Falls Church	Code	Quota	Matched
Internal Medicine	3199140C0	9	9
Obstetrics and Gynecology	3199220C0	6	6
Pediatrics	3199320C0	13	13
General Surgery	3199440C0	4	4

Lynchburg Fam Med Res-VA

Lynchburg	Code	Quota	Matched
Family Medicine	3065120C0	6	6

Riverside Reg Med Ctr-VA

Newport News	Code	Quota	Matched
Family Medicine	1739120C0	6	6
Obstetrics-Gynecology	1739220C0	3	3
Transitional	1739999P0	12	12

University of Virginia

Charlottesville	Code	Quota	Matched
Anesthesiology	1737040A0	5	5
Anesthesiology	1737040C0	11	11
Anesthesiology	1737040R0	1	1
Dermatology	1737080A0	2	2
Emergency Medicine	1737110C0	10	10
Family Medicine	1737120C0	8	8
Internal Medicine	1737140C0	27	27
Medicine-Primary	1737140M0	3	3
Medicine-Preliminary	1737140P0	6	6
Neurological Surgery	1737160C0	3	3
Neurology	1737180A0	0	0
Neurology	1737180C0	6	6
Child Neurology	1737185C0	1	1

Child Neurology	1737185R0	1	1
Obstetrics-Gynecology	1737220C0	4	4
Orthopaedic Surg/5 Yr	1737260C0	5	5
Otolaryngology	1737280C0	3	3
Pathology	1737300C0	5	5
Pediatrics	1737320C0	11	11
Phys Medicine & Rehab	1737340A0	2	2
Phys Medicine & Rehab	1737340C0	2	2
Plastic Surgery (Integrated)	1737362C0	1	1
Psychiatry	1737400C0	10	10
Radiology-Diagnostic	1737420A0	8	8
Rad-Diag/Research	1737420A1	0	0
Rad-Diag/Vasc Interv	1737420C0	2	2
Radiation-Oncology	1737430A0	2	2
General Surgery	1737440C0	5	5
Surg-Prelim/Urology	1737440P0	2	2
Surg-Prelim/Non-Desig	1737440P1	7	3
Thoracic Surgery	1737461C0	1	1

VCU-Fairfax Family Med Res-VA

Fairfax	Code	Quota	Matched
Family Medicine	1733120C0	8	8

VCU-Shenandoah Valley-VA

Front Royal	Code	Quota	Matched
Family Medicine	1742120C0	3	1

Virginia Commonwealth U Hlth Sys

Richmond	Code	Quota	Matched
Anesthesiology	1743040C0	8	8
Anesthesiology	1743040R0	4	4
Dermatology	1743080A0	2	2
Emergency Medicine	1743110C0	10	10
Internal Medicine	1743140C0	30	30
Medicine-Preliminary	1743140P0	11	11
Med-Prelim/Neurology	1743140P1	6	6
Med-Prelim/PM&R	1743140P2	3	3
Neurological Surgery	1743160C0	2	2
Neurology	1743180A0	6	6
Child Neurology	1743185A0	1	0
Obstetrics-Gynecology	1743220C0	6	6
Orthopaedic Surgery	1743260C0	5	5
Otolaryngology	1743280C0	2	2
Pathology	1743300C0	5	3
Pediatrics	1743320C0	15	15
Peds-Prelim/Child Neurology	1743320P0	0	0
Phys Medicine & Rehab	1743340A0	6	6
Plastic Surgery (Integrated)	1743362C0	1	1
Psychiatry - PGY-2 position	1743400A0	1	1
Psychiatry	1743400C0	11	11
Psychiatry/Research Trk	1743400C1	0	0
Radiology-Diagnostic	1743420A0	8	8
Radiation-Oncology	1743430A0	3	3
General Surgery	1743440C0	5	5
Surgery-Preliminary	1743440P0	8	3
Surg-Prelim/Urology	1743440P2	2	2
Medicine-Pediatrics	1743700C0	4	4
Medicine-Emergency Med	1743705C0	2	2

NRMP Program Results 2014 Main Residency Match®

WASHINGTON

Central WA Family Med

	Code	Quota	Matched
Yakima			
Family Medicine	3059120C0	7	5

Fam Med SW Washington

	Code	Quota	Matched
Vancouver			
Family Medicine	1143120C0	8	8

Group Health Cooperative-WA

	Code	Quota	Matched
Seattle			
Family Medicine/Capitol Hill	1811120C0	4	4
Family Medicine/Burien	1811120C1	2	2

MultiCare Good Samaritan Hosp-WA

	Code	Quota	Matched
Puyallup			
Family Medicine	1574120C0	2	1

Providence Sacred Heart Med Ctr-WA

	Code	Quota	Matched
Spokane			
Family Medicine	1758120C0	10	10
Family Med/Rural	1758120C1	1	1
Internal Medicine	1758140C0	10	9
Radiology-Diagnostic	1758420C0	2	2
Transitional	1758999P0	16	16

Providence St Peter Hospital-WA

	Code	Quota	Matched
Olympia			
Family Medicine	3198120C0	7	7

Swedish Medical Center-WA

	Code	Quota	Matched
Seattle			
Family Med/First Hill	1755120C0	6	6
Family Med/Downtown	1755120C1	3	3
Family Med/Ballard	1755120C2	2	2
Family Med/Cherry Hill	1755120C3	6	6
Family Med/SeaMar	1755120C4	2	2
Family Med/SIHB	1755120C5	2	2
Family Med/Carolyn Downs	1755120C7	2	2
General Surgery	1755440C0	3	3
Surgery-Preliminary	1755440P0	2	1

Tacoma Family Med-WA

	Code	Quota	Matched
Tacoma			
Family Medicine	3086120C0	8	8

U Washington Affil Hosps

	Code	Quota	Matched
Seattle			
Anesthesiology	1918040A0	2	2
Anesthesiology/Clin Base Yr	1918040C0	25	25
Anesthesiology/Crit Care Comb	1918040C1	1	1
Anesthesiology/Bonica Scholar	1918040C2	0	0
Dermatology	1918080A0	2	2
Emergency Medicine	1918110C0	12	12
Family Medicine	1918120C0	6	6
Family Med/Harborview	1918120C1	2	2
Internal Medicine	1918140C0	39	39
Internal Medicine/Med Genetics	1918140C2	0	0
Medicine-Primary	1918140M0	14	14
Medicine-Preliminary	1918140P0	6	6
Neurological Surgery	1918160C0	3	3
Neurology	1918180C0	5	5

Neurology	1918180R0	1	0
Child Neurology	1918185C0	2	2
Obstetrics-Gynecology	1918220C0	7	7
Orthopaedic Surgery	1918260C0	8	8
Otolaryngology	1918280C0	2	2
Oto + 2 yrs research	1918280C1	1	1
Pathology/Anat & Clin	1918300C0	7	7
Anatomic Pathology	1918300C1	1	1
Clinical Pathology	1918300C2	0	0
Pediatrics	1918320C0	32	32
Pediatrics-Alaska	1918320C1	4	4
Phys Medicine & Rehab	1918340A0	7	7
Phys Medicine & Rehab	1918340C0	3	3
Plastic Surgery (Integrated)	1918362C0	4	4
Psychiatry	1918400C0	12	12
Psychiatry/UW Idaho	1918400C2	3	3
Psychiatry	1918400R0	3	3
Radiology-Diagnostic	1918420A0	9	9
Radiology-Diagnostic	1918420C0	3	3
Radiation-Oncology	1918430A0	3	2
General Surgery	1918440C0	7	7
Surg-Prelim/2yr	1918440P0	4	2
Surg-Prelim/Urology	1918440P2	3	3
Surg-Prelim/1yr	1918440P3	9	1
Thoracic Surgery	1918461C0	1	1

Valley Med Ctr-WA

	Code	Quota	Matched
Renton			
Family Medicine	3132120C0	8	8

Virginia Mason Med Ctr-WA

	Code	Quota	Matched
Seattle			
Anesthesiology	1756040A0	5	5
Anesthesiology	1756040C0	4	4
Internal Medicine	1756140C0	8	8
Medicine-Primary	1756140M0	2	2
Medicine-Preliminary	1756140P0	5	5
Radiology-Diagnostic	1756420A0	1	1
Radiology-Diagnostic	1756420C0	2	2
General Surgery	1756440C0	5	5
Surgery-Preliminary	1756440P0	5	2
Transitional	1756999P0	6	6

WEST VIRGINIA

Charleston Area Med Ctr/WV Univ

	Code	Quota	Matched
Charleston			
Family Medicine	1902120C0	4	3
Internal Medicine	1902140C0	8	8
Medicine-Preliminary	1902140P0	2	1
Obstetrics-Gynecology	1902220C0	3	3
Pediatrics	1902320C0	4	4
Psychiatry	1902400C0	3	3
General Surgery	1902440C0	4	4
Surgery-Preliminary	1902440P0	3	0
Vascular Surgery	1902451C0	1	1
Medicine-Pediatrics	1902700C0	2	2
Medicine-Psychiatry	1902715C0	2	0

NRMP Program Results 2014 Main Residency Match®

Marshall University SOM-WV

Huntington	Code	Quota	Matched
Family Medicine	3066120C0	8	4
Internal Medicine	3066140C0	12	12
Medicine-Preliminary	3066140P0	5	3
Obstetrics-Gynecology	3066220C0	3	3
Orthopaedic Surgery	3066260C0	3	3
Pediatrics	3066320C0	6	6
General Surgery	3066440C0	4	4
Surgery-Preliminary	3066440P0	3	0
Medicine-Pediatrics	3066700C0	2	2

United Hospital Ctr-WV

Bridgeport	Code	Quota	Matched
Family Medicine	2985120C0	4	4

West Virginia University SOM

Morgantown	Code	Quota	Matched
Anesthesiology	1837040A0	2	2
Anesthesiology	1837040C0	4	4
Dermatology	1837080A0	1	1
Emergency Medicine	1837110C0	9	9
Fam Med/Harpers Ferry	1837120C1	4	4
Internal Medicine	1837140C0	16	16
Internal Medicine/Funded Intl	1837140C1	3	3
Neurological Surgery	1837160C0	1	1
Neurology	1837180C0	5	5
Obstetrics-Gynecology	1837220C0	3	3
Orthopaedic Surgery	1837260C0	3	3
Ortho Surg/Research	1837260C1	1	1
Otolaryngology	1837280C0	3	3
Pathology	1837300C0	2	0
Pediatrics	1837320C0	6	6
Psychiatry	1837400C0	6	6
Psychiatry/Funded Intl	1837400C1	1	1
Radiology-Diagnostic	1837420A0	4	3
General Surgery	1837440C0	4	4
Surgery-Preliminary	1837440P1	1	1
Medicine-Pediatrics	1837700C0	4	4
Transitional	1837999P0	8	8
Trans/Dermatology	1837999P2	1	1

Wheeling Hospital-WV

Wheeling	Code	Quota	Matched
Family Medicine	1770120C0	8	8

WISCONSIN

Aurora Health Care/ASMC-WI

Milwaukee	Code	Quota	Matched
Internal Medicine	1787140C0	13	13
Obstetrics-Gynecology	1787220C0	3	3

Aurora St Lukes Medical Ctr-WI

Milwaukee	Code	Quota	Matched
Family Medicine	1789120C0	6	5
Radiology-Diagnostic	1789420C0	5	5
Transitional	1789999P0	9	9

Gundersen Lutheran Med Fdn-WI

La Crosse	Code	Quota	Matched
Internal Medicine	1774140C0	8	8

General Surgery	1774440C0	3	3
Transitional	1774999P0	12	12

La Crosse-Mayo-WI

La Crosse	Code	Quota	Matched
Family Medicine	3035120C0	6	6

Marshfield/St Josephs-WI

Marshfield	Code	Quota	Matched
Dermatology	1780080A1	2	2
Internal Medicine	1780140C0	8	8
Pediatrics	1780320C0	6	6
General Surgery	1780440C0	3	3
Medicine-Pediatrics	1780700C0	2	2

Med Coll Wisconsin Affil Hosps

Milwaukee	Code	Quota	Matched
Anesthesiology	1784040A0	2	2
Anesthesiology	1784040C0	17	17
Anesthesiology	1784040R0	1	1
Dermatology	1784080A0	4	4
Emergency Medicine	1784110C0	9	9
Family Med/Waukesha	1784120C0	5	5
Family Med/St Josephs	1784120C1	4	4
FM/Columbia-St Marys	1784120C2	5	5
Internal Medicine	1784140C0	27	27
Medicine/Geriatrics	1784140C1	2	2
Int Med/Research Path	1784140C2	0	0
Medicine-Primary	1784140M0	1	1
Medicine-Preliminary	1784140P0	7	7
Neurological Surgery	1784160C0	1	1
Neurology	1784180C0	5	5
Child Neurology	1784185A0	2	2
Child Neurology	1784185R0	2	1
Obstetrics-Gynecology	1784220C0	8	8
Orthopaedic Surgery	1784260C0	5	5
Otolaryngology	1784280C0	3	3
Pathology	1784300C0	3	3
Pediatrics	1784320C0	22	22
Pediatrics-Preliminary	1784320P0	2	2
Peds-Prelim/Child Neurology	1784320P1	1	1
Phys Medicine & Rehab	1784340A0	6	6
Plastic Surgery (Integrated)	1784362C0	2	2
Psychiatry	1784400C0	8	8
Radiology-Diagnostic	1784420A0	8	5
Radiation Oncology	1784430A0	2	2
General Surgery	1784440C0	7	7
Surgery-Preliminary	1784440P0	2	2
Surg-Prelim/Urology	1784440P1	3	3
Thoracic Surgery	1784461C0	1	1
Thoracic Surgery	1784461R0	1	1
Medicine-Pediatrics	1784700C0	6	6
Pediatrics/Anesthesiology	1784726C0	0	0
Internal Medicine/Anesthesiology	1784742C0	1	0
Medicine-Neurology	1784745C0	0	0

Mercy Health System-WI

Janesville	Code	Quota	Matched
Family Medicine	3722120C0	6	6

NRMP Program Results 2014 Main Residency Match®

U Wisconsin Hospital and Clinics

Madison	Code	Quota	Matched
Anesthesiology	1779040A0	2	2
Anesthesiology	1779040C0	11	11
Anesthesiology	1779040R0	3	3
Dermatology	1779080A0	3	3
Emergency Medicine	1779110C0	12	12
Internal Medicine	1779140C0	22	22
Medicine-Primary	1779140M0	3	3
Neurological Surgery	1779160C0	3	3
Neurology	1779180A0	1	1
Neurology	1779180C0	2	2
Child Neurology	1779185R0	1	0
Obstetrics-Gynecology	1779220C0	6	6
Orthopaedic Surgery	1779260C0	5	5
Otolaryngology	1779280C0	2	2
Pathology	1779300C0	5	5
Pediatrics	1779320C0	15	15
Phys Medicine & Rehab	1779340A0	3	3
Plastic Surgery (Integrated)	1779362C0	3	3
Psychiatry	1779400C0	9	9
Psychiatry/Research Trk	1779400C1	0	0
Psychiatry - Advanced Track	1779400R0	1	1
Radiology-Diagnostic	1779420A0	4	4
Radiology-Diagnostic/IM	1779420C0	2	2
Radiology-Diagnostic/Surgery	1779420C1	2	2
Radiology-Diagnostic	1779420R0	1	1
Radiation-Oncology	1779430A0	1	1
Radiation-Oncology	1779430C0	1	1
General Surgery	1779440C0	6	6
Surg-Prelim/Urology	1779440P0	3	3
Surgery- Preliminary	1779440P3	2	1
Vascular Surgery	1779451C0	1	1
Medicine-Dermatology	1779785C0	0	0

U Wisconsin SOM and Public Health

Madison	Code	Quota	Matched
Family Med/Madison	3001120C0	13	13
Family Med/Baraboo	3001120C1	1	1
Family Med/Eau Claire	3001120C2	4	4
Family Med/EC/Augusta	3001120C3	1	1
Family Med/Fox Valley	3001120C5	6	6
Family Med/Wausau	3001120C6	4	2

Wheaton Franciscan Healthcare-St Joseph-WI

Milwaukee	Code	Quota	Matched
Radiology-Diagnostic	1788420A0	3	1
Transitional	1788999P0	12	12

WYOMING

Univ of Wyoming-Casper

Casper	Code	Quota	Matched
Family Medicine	3089120C0	7	7

Univ of Wyoming-Cheyenne

Cheyenne	Code	Quota	Matched
Family Medicine	2034120C0	6	6

To order additional copies of this publication, please contact:
National Resident Matching Program
2121 K Street, NW, Washington, DC 20037
Phone: 202-400-2233, Fax: 202-354-4586
www.nrmp.org/match-data

Price
(shipping not included)
\$45.00 - RDMAIN2014

Copyright © 2014 National Resident Matching Program, All materials subject to this copyright may be photocopied for the purpose of nonprofit, scientific, or educational advancement.