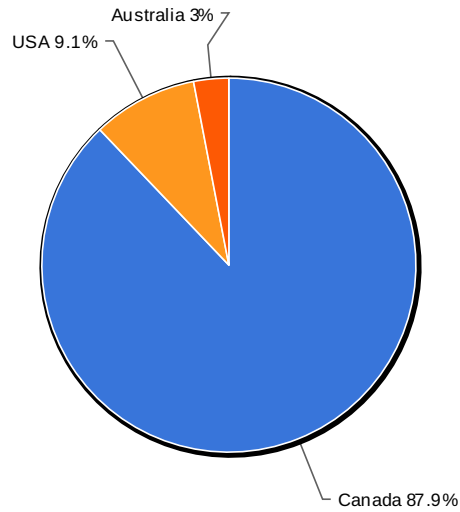


Summary Report - Auto Run

Survey: USYD - International Match survey

1. Country of primary citizenship:

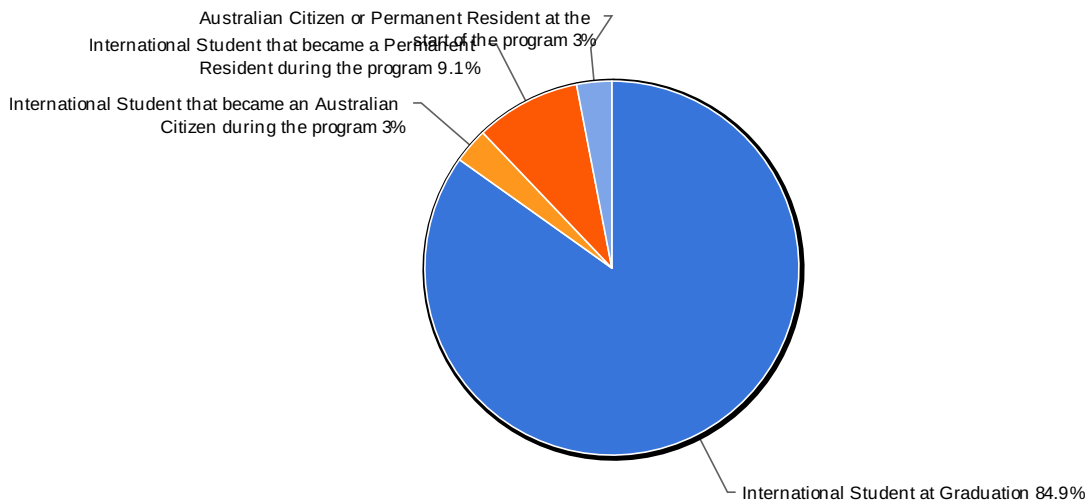


1. Country of primary citizenship:

Value	Count	Percent %
Canada	29	87.9%
USA	3	9.1%
Singapore	0	0.0%
Australia	1	3.0%
Other	0	0.0%

Statistics	
Total Responses	33

2. Which of the following apply:



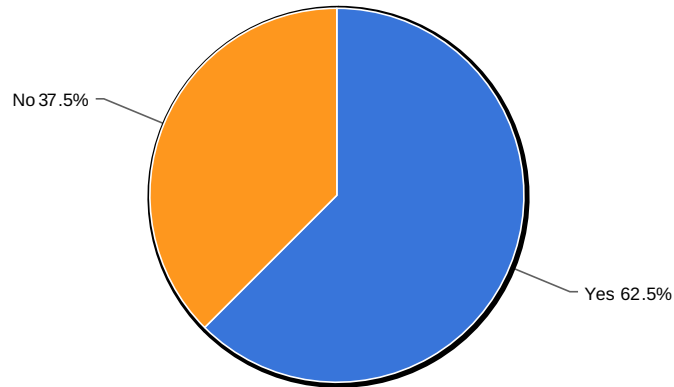
2. Which of the following apply:

Value	Count	Percent %	Statistics
-------	-------	-----------	------------

International Student at Graduation	28	84.9%
International Student that became an Australian Citizen during the program	1	3.0%
International Student that became a Permanent Resident during the program	3	9.1%
Australian Citizen or Permanent Resident at the start of the program	1	3.0%

Total Responses	33
-----------------	----

3. Did you apply to any overseas (Non-Australian) programs this year?

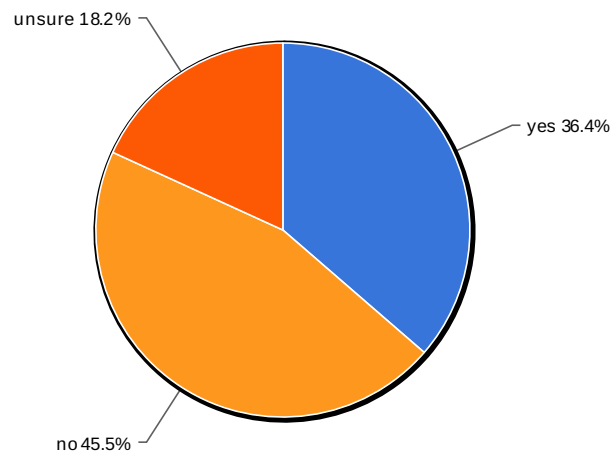


3. Did you apply to any overseas (Non-Australian) programs this year?

Value	Count	Percent %
Yes	20	62.5%
No	12	37.5%

Statistics	
Total Responses	32

4. Do you plan on applying overseas in the future?

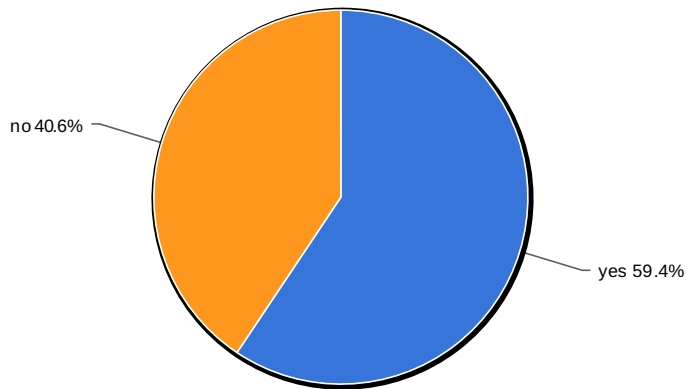


4. Do you plan on applying overseas in the future?

Value	Count	Percent %
yes	12	36.4%
no	15	45.5%
unsure	6	18.2%

Statistics	
Total Responses	33

5. Did you match to an overseas program this year?

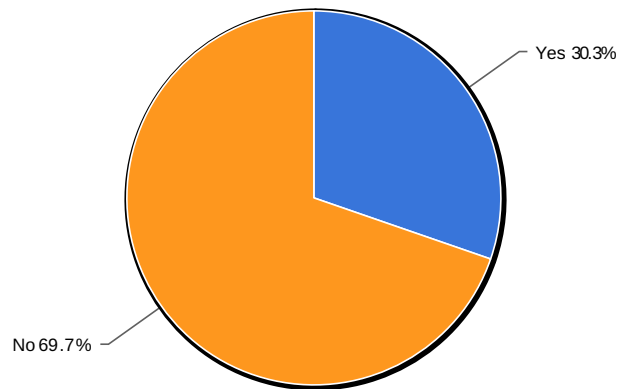


5. Did you match to an overseas program this year?

Value	Count	Percent %
yes	19	59.4%
no	13	40.6%

Statistics	
Total Responses	32

6. Did you do Honours or a research project during medical school?

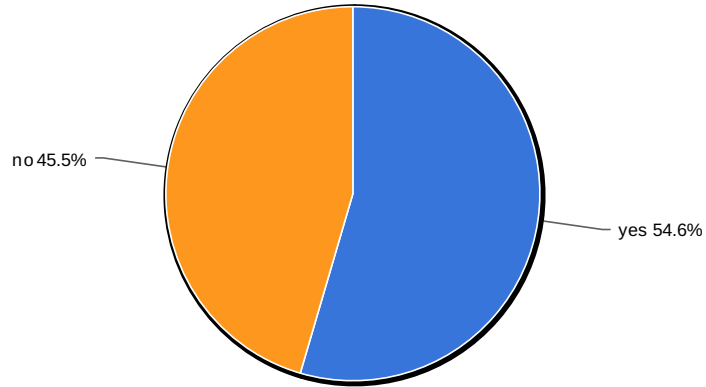


6. Did you do Honours or a research project during medical school?

Value	Count	Percent %
Yes	10	30.3%
No	23	69.7%

Statistics	
Total Responses	33

7. Do you have any publications?

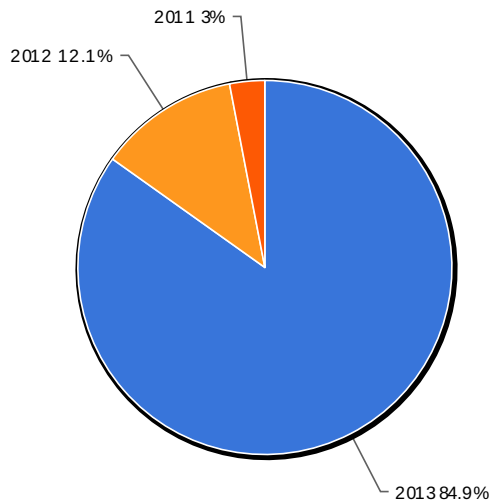


7. Do you have any publications?

Value	Count	Percent %
yes	18	54.6%
no	15	45.5%

Statistics	
Total Responses	33

8. Which year did you graduate?

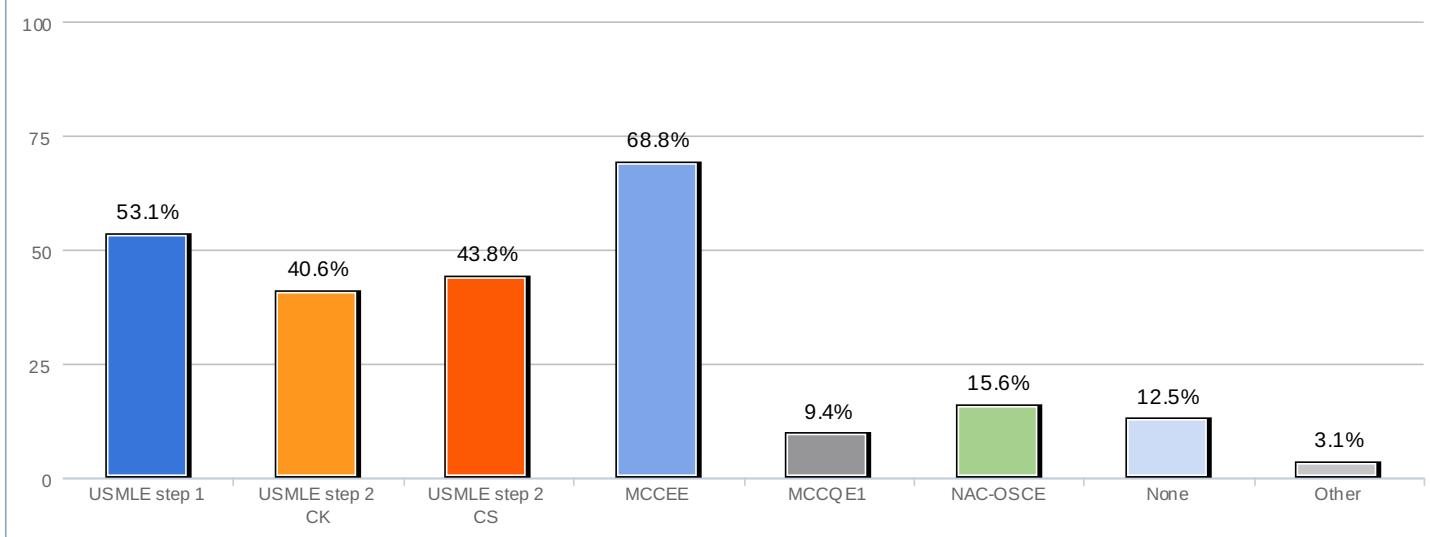


8. Which year did you graduate?

Value	Count	Percent %
2013	28	84.9%
2012	4	12.1%
2011	1	3.0%
2010	0	0.0%
2009	0	0.0%
2008	0	0.0%
before 2008	0	0.0%

Statistics	
Total Responses	33
Sum	66,423.0
Avg.	2,012.8
StdDev	0.5
Max	2,013.0

9. Which international exams have you completed?



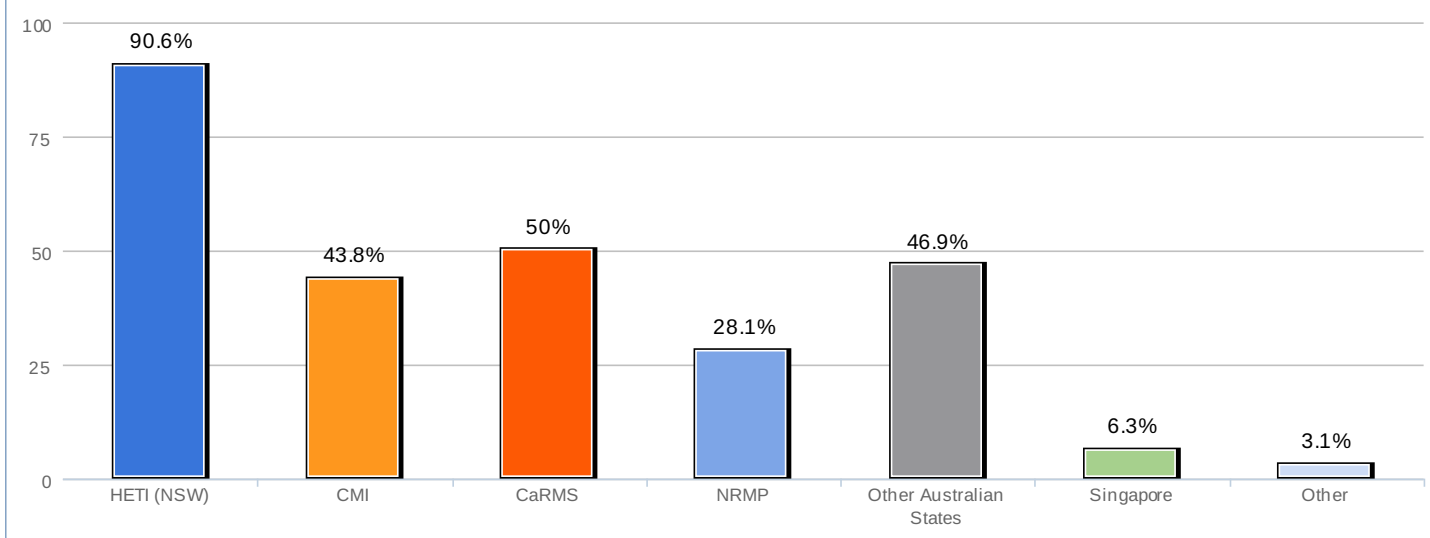
9. Which international exams have you completed?

Value	Count	Percent %
USMLE step 1	17	53.1%
USMLE step 2 CK	13	40.6%
USMLE step 2 CS	14	43.8%
MCCEE	22	68.8%
MCCQE1	3	9.4%
MCCQE2	0	0.0%
NAC-OSCE	5	15.6%
None	4	12.5%
Other	1	3.1%

Statistics

Total Responses	32
-----------------	----

10. Which of the following did you apply to this year (click all that apply):



10. Which of the following did you apply to this year (click all that apply):

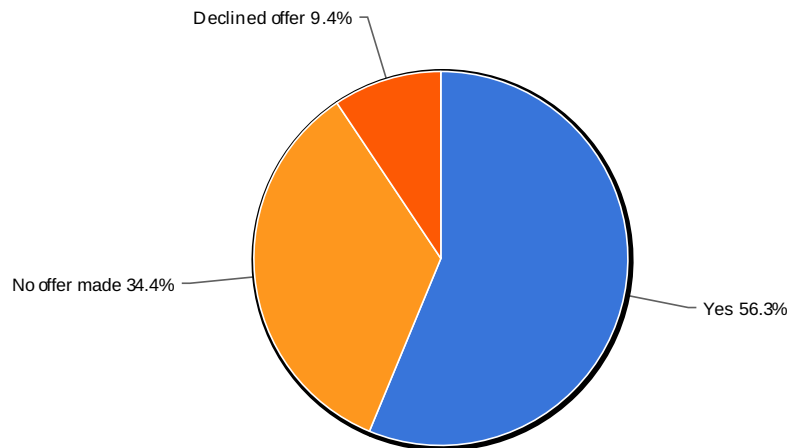
Value	Count	Percent %
HETI (NSW)	29	90.6%
CMI	14	43.8%

Statistics

Total Responses	32
-----------------	----

CaRMS	16	50.0%
NRMP	9	28.1%
Other Australian States	15	46.9%
Singapore	2	6.3%
Europe	0	0.0%
Other	1	3.1%

11. Did you match into a HETI position in NSW?

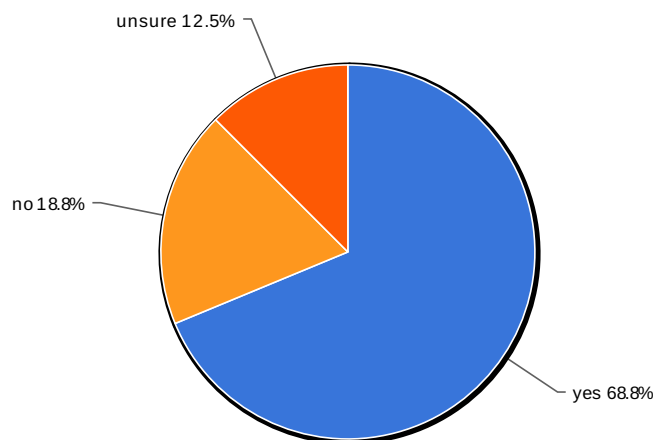


11. Did you match into a HETI position in NSW?

Value	Count	Percent %
Yes	18	56.3%
No offer made	11	34.4%
Declined offer	3	9.4%

Statistics	
Total Responses	32

12. Did you want a position in NSW?



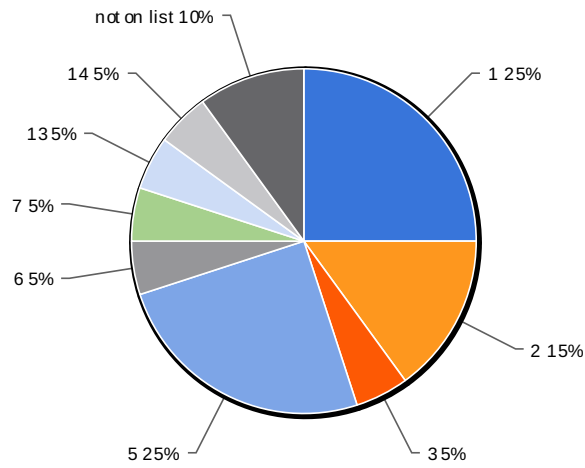
12. Did you want a position in NSW?

Value	Count	Percent %
yes	22	68.8%

Statistics	
Total Responses	32

no	6	18.8%
unsure	4	12.5%

13. If you matched into a HETI position, what was the rank of your hospital on your submitted list?

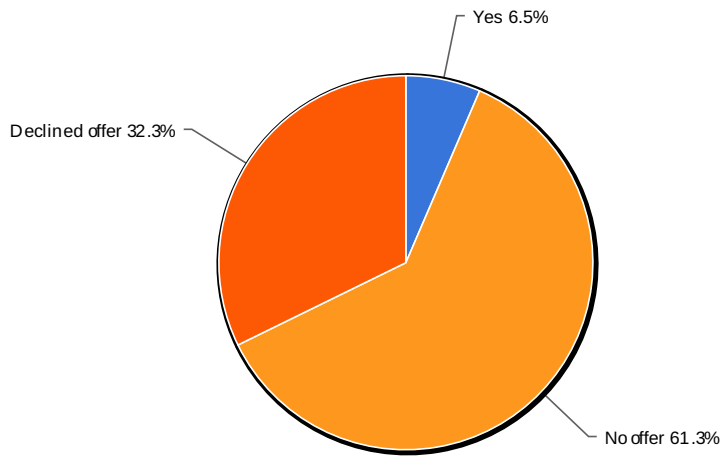


13. If you matched into a HETI position, what was the rank of your hospital on your submitted list?

Value	Count	Percent %
1	5	25.0%
2	3	15.0%
3	1	5.0%
4	0	0.0%
5	5	25.0%
6	1	5.0%
7	1	5.0%
8	0	0.0%
9	0	0.0%
10	0	0.0%
11	0	0.0%
12	0	0.0%
13	1	5.0%
14	1	5.0%
15	0	0.0%
not on list	2	10.0%

Statistics	
Total Responses	20
Sum	79.0
Avg.	4.4
StdDev	3.8
Max	14.0

14. Did you match into a CMI position?

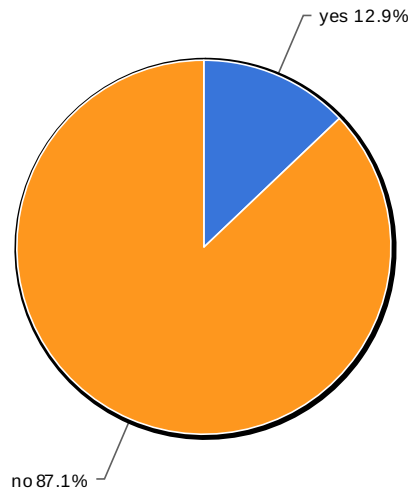


14. Did you match into a CMI position?

Value	Count	Percent %
Yes	2	6.5%
No offer	19	61.3%
Declined offer	10	32.3%

Statistics	
Total Responses	31

15. Did you match into a NON-CMI position in another state?

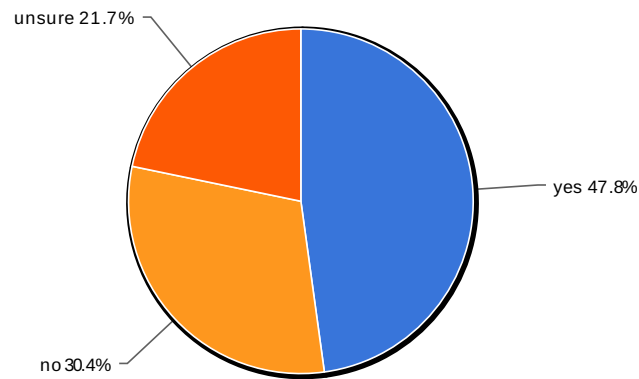


15. Did you match into a NON-CMI position in another state?

Value	Count	Percent %
yes	4	12.9%
no	27	87.1%
declined offer	0	0.0%

Statistics	
Total Responses	31

16. if you did not match to CMI or out of state, did you want a position in Australia?

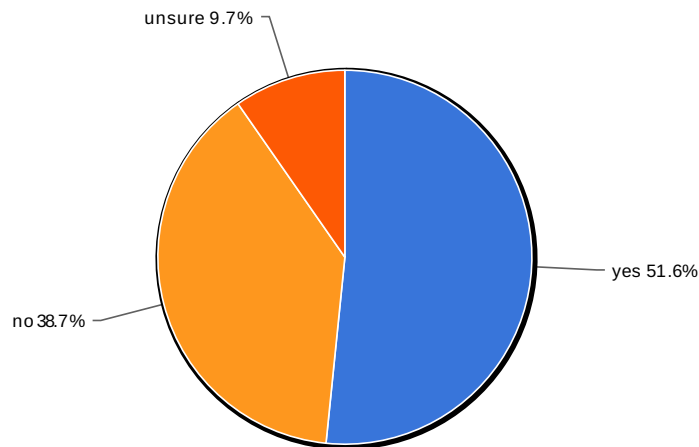


16. if you did not match to CMI or out of state, did you want a position in Australia?

Value	Count	Percent %
yes	11	47.8%
no	7	30.4%
unsure	5	21.7%

Statistics	
Total Responses	23

17. Were you discouraged by the mandatory contract?

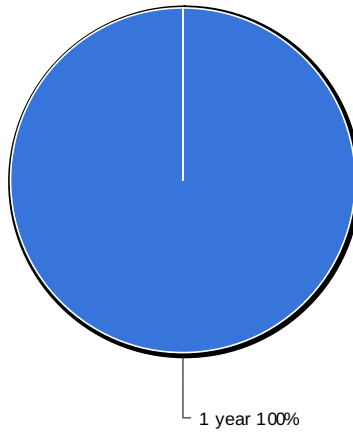


17. Were you discouraged by the mandatory contract?

Value	Count	Percent %
yes	16	51.6%
no	12	38.7%
unsure	3	9.7%

Statistics	
Total Responses	31

18. If you are in a CMI position, What is the total length of your CMI contract (INCLUDING return of service)?

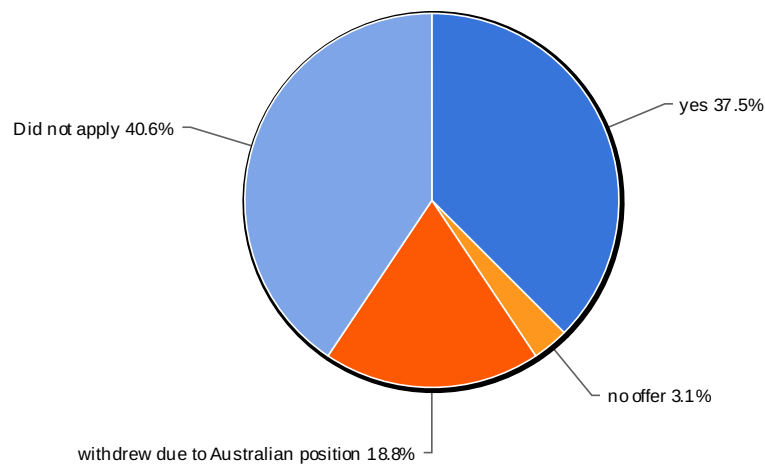


18. If you are in a CMI position, What is the total length of your CMI contract (INCLUDING return of service)?

Value	Count	Percent %
1 year	3	100.0%
2 years	0	0.0%
3 years	0	0.0%
4 years	0	0.0%
5+ years	0	0.0%

Statistics	
Total Responses	3
Sum	3.0
Avg.	1.0
Max	1.0

19. Did you match in CaRMS?

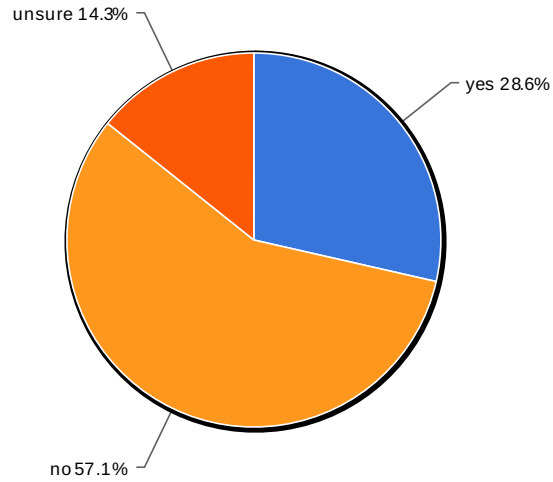


19. Did you match in CaRMS?

Value	Count	Percent %
yes	12	37.5%
no offer	1	3.1%
declined offer	0	0.0%
withdrew due to Australian position	6	18.8%
Did not apply	13	40.6%

Statistics	
Total Responses	32

20. If you did not match will you apply to Second iteration?

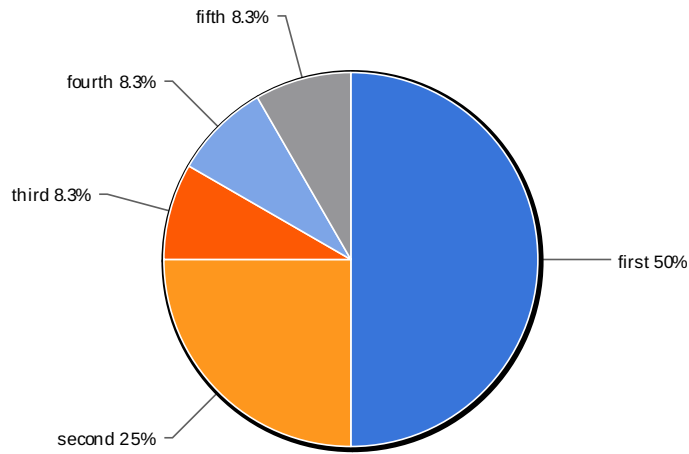


20. If you did not match will you apply to Second iteration?

Value	Count	Percent %
yes	2	28.6%
no	4	57.1%
unsure	1	14.3%

Statistics	
Total Responses	7

21. Which Choice did you match into?



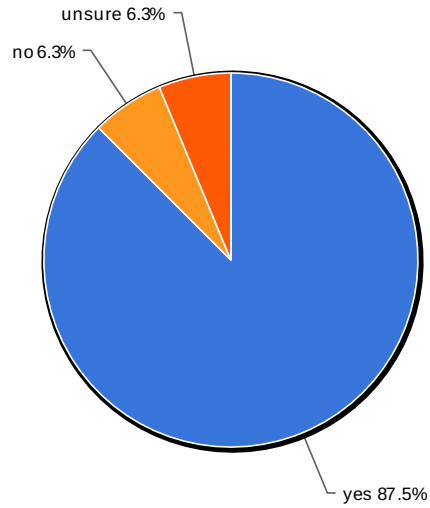
21. Which Choice did you match into?

Value	Count	Percent %
first	6	50.0%
second	3	25.0%
third	1	8.3%
fourth	1	8.3%
fifth	1	8.3%
sixth	0	0.0%
seventh	0	0.0%

Statistics	
Total Responses	12

eighth	0	0.0%
ninth	0	0.0%
tenth	0	0.0%
eleventh	0	0.0%
twelfth	0	0.0%
thirteenth	0	0.0%
fourteenth	0	0.0%
fifteenth or below	0	0.0%

22. Are you happy with your match result?

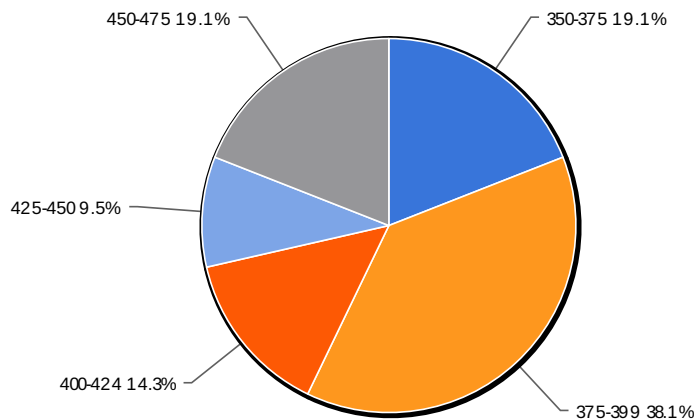


22. Are you happy with your match result?

Value	Count	Percent %
yes	14	87.5%
no	1	6.3%
unsure	1	6.3%

Statistics	
Total Responses	16

23. What was your MCCEE score range?

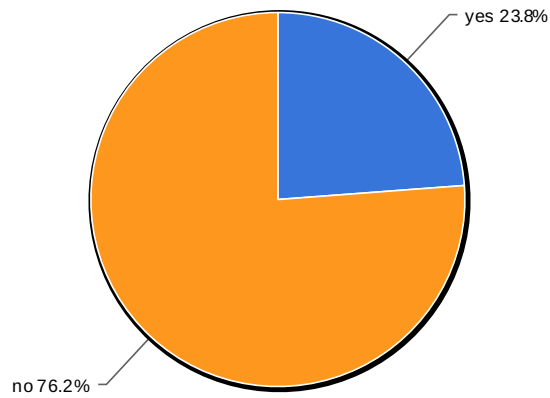


23. What was your MCCEE score range?

Value	Count	Percent %
did not write	0	0.0%
300-349	0	0.0%
350-375	4	19.1%
375-399	8	38.1%
400-424	3	14.3%
425-450	2	9.5%
450-475	4	19.1%
475+	0	0.0%

Statistics	
Total Responses	21
Sum	8,250.0
Avg.	392.9
StdDev	34.6
Max	450.0

24. Did you complete the NAC-OSCE before the match?

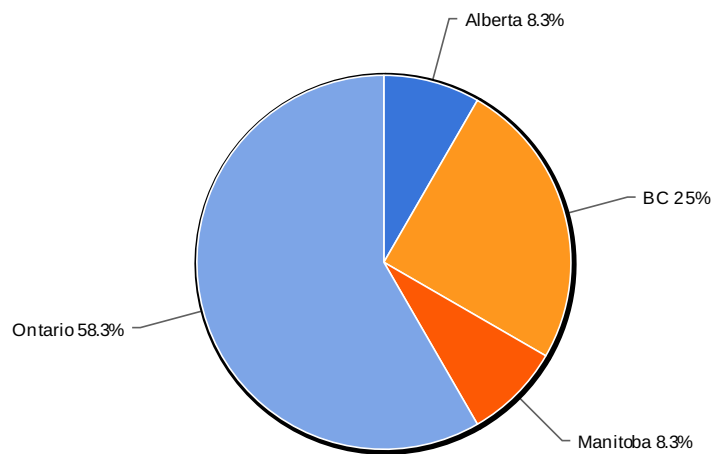


24. Did you complete the NAC-OSCE before the match?

Value	Count	Percent %
yes	5	23.8%
no	16	76.2%

Statistics	
Total Responses	21

25. What province did you match to?



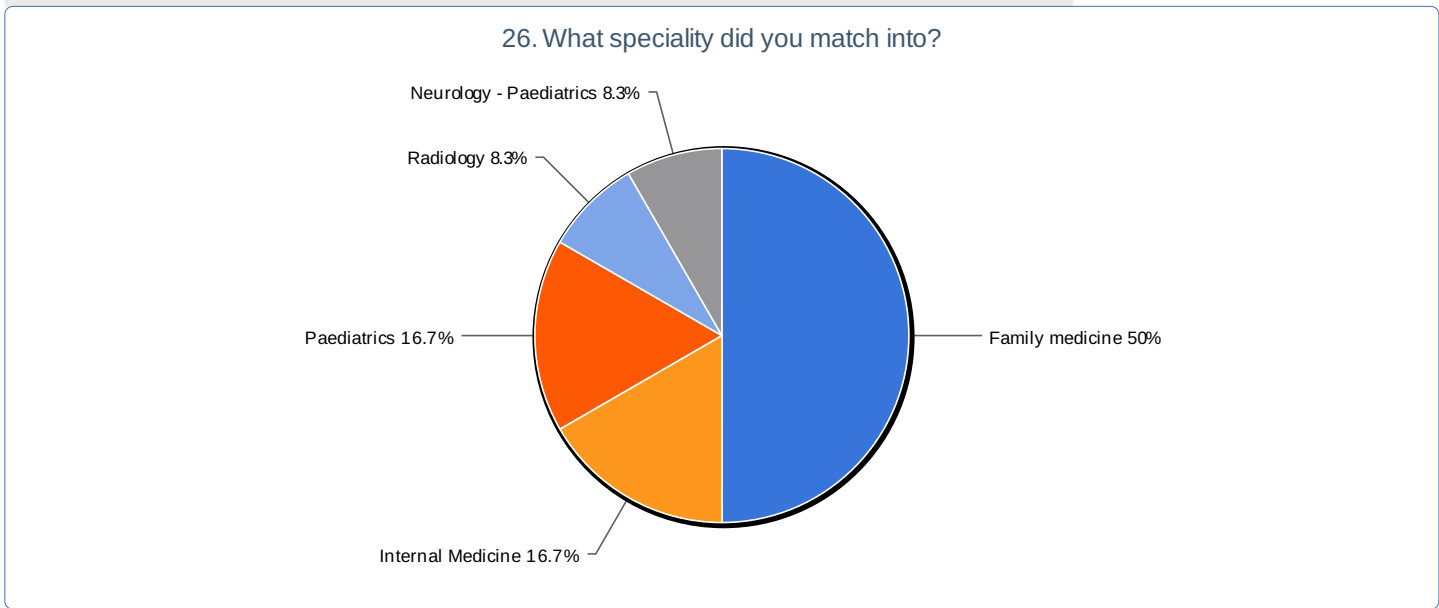
25. What province did you match to?

Value	Count	Percent %
-------	-------	-----------

Statistics	
------------	--

Alberta	1	8.3%
BC	3	25.0%
Manitoba	1	8.3%
Nova Scotia	0	0.0%
Newfoundland	0	0.0%
New Brunswick	0	0.0%
PEI	0	0.0%
Ontario	7	58.3%
Quebec	0	0.0%
Saskatchewan	0	0.0%

Total Responses	12
-----------------	----



26. What speciality did you match into?

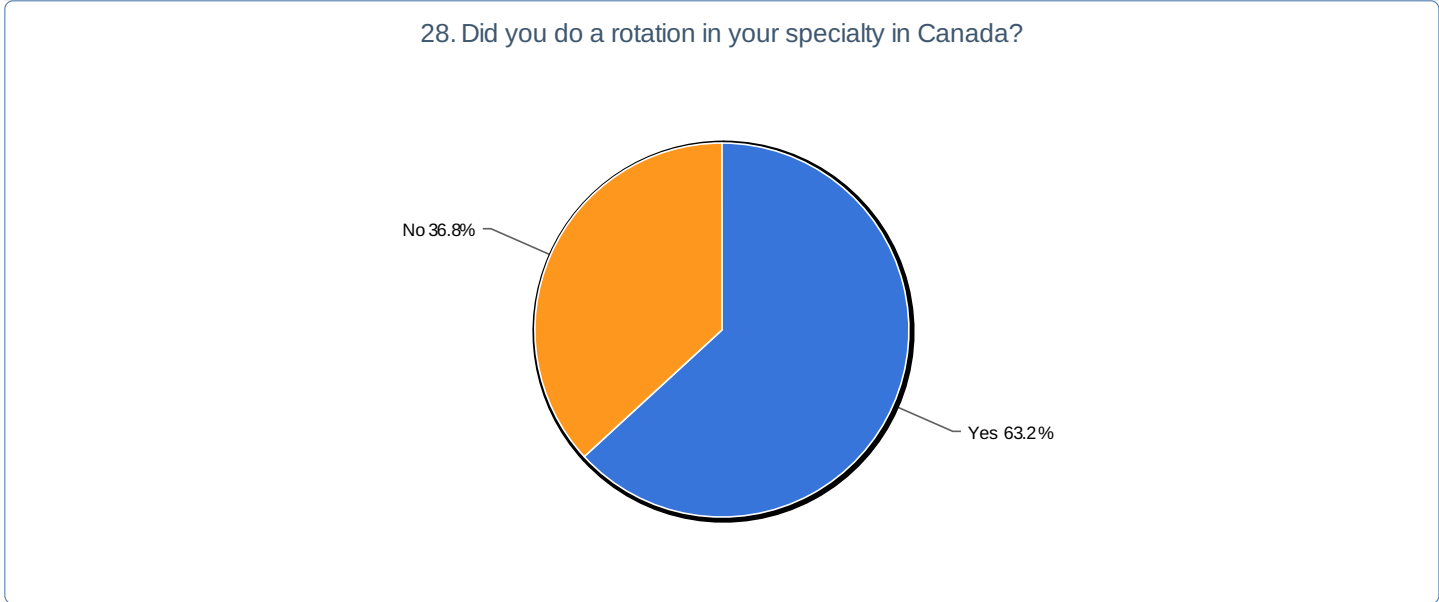
Value	Count	Percent %
Family medicine	6	50.0%
Internal Medicine	2	16.7%
Paediatrics	2	16.7%
General Surgery	0	0.0%
Orthopaedic Surgery	0	0.0%
Plastic Surgery	0	0.0%
Surgery Other	0	0.0%
Psychiatry	0	0.0%
Anesthesiology	0	0.0%
Emergency Medicine	0	0.0%
Pathology/pathology related specialty	0	0.0%
Radiology	1	8.3%
Obstetrics + gynaecology	0	0.0%
Physical and Rehabilitation Medicine	0	0.0%
Neurology	0	0.0%
Neurology - Paediatrics	1	8.3%
Ophthalmology	0	0.0%
Dermatology	0	0.0%
Urology	0	0.0%

Statistics	
Total Responses	12

Other	0	0.0%
-------	---	------

27. Please enter university of matched program (optional)

Count	Response
1	Ottawa
1	Queen's
2	UBC
1	UBC Victoria
1	University of Calgary
1	University of Manitoba
1	University of Ottawa
2	University of Toronto
1	University of Western
1	Western University

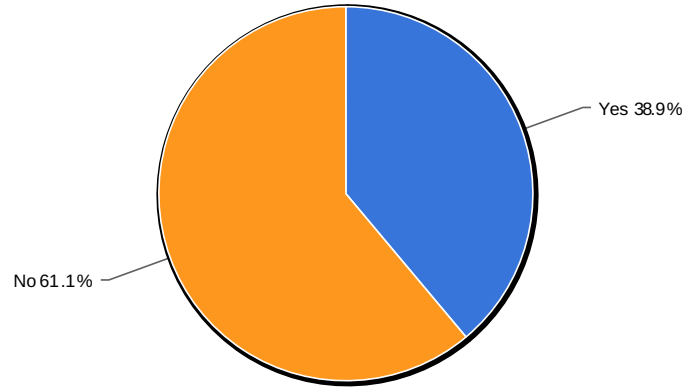


28. Did you do a rotation in your specialty in Canada?

Value	Count	Percent %
Yes	12	63.2%
No	7	36.8%

Statistics	
Total Responses	19

29. did you do a rotation in your specialty outside of Canada?

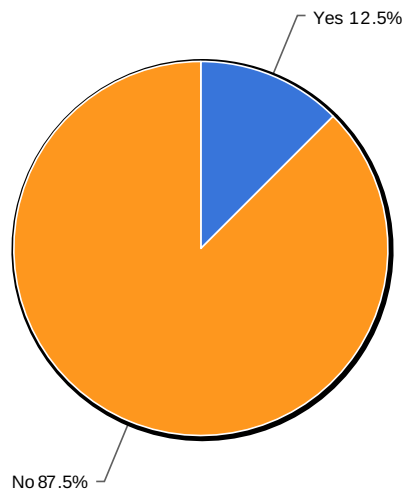


29. did you do a rotation in your specialty outside of Canada?

Value	Count	Percent %
Yes	7	38.9%
No	11	61.1%

Statistics	
Total Responses	18

30. Did you do a rotation with the program you matched into?

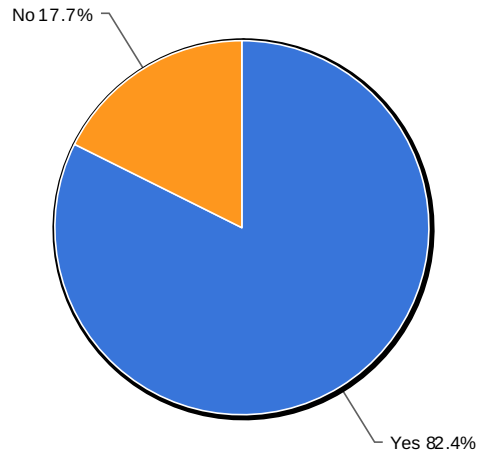


30. Did you do a rotation with the program you matched into?

Value	Count	Percent %
Yes	2	12.5%
No	14	87.5%

Statistics	
Total Responses	16

31. did you have reference letters from that specialty ?

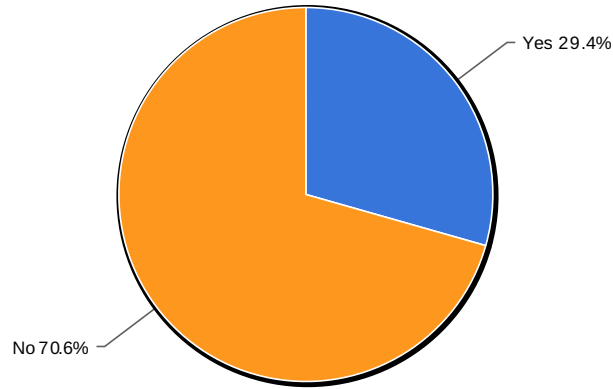


31. did you have reference letters from that specialty ?

Value	Count	Percent %
Yes	14	82.4%
No	3	17.7%

Statistics	
Total Responses	17

32. Did you have reference letters from that program ?

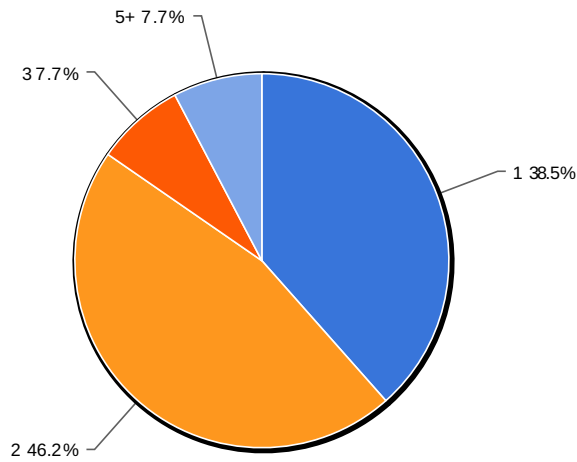


32. Did you have reference letters from that program ?

Value	Count	Percent %
Yes	5	29.4%
No	12	70.6%

Statistics	
Total Responses	17

33. How many letters of reference from that specialty?

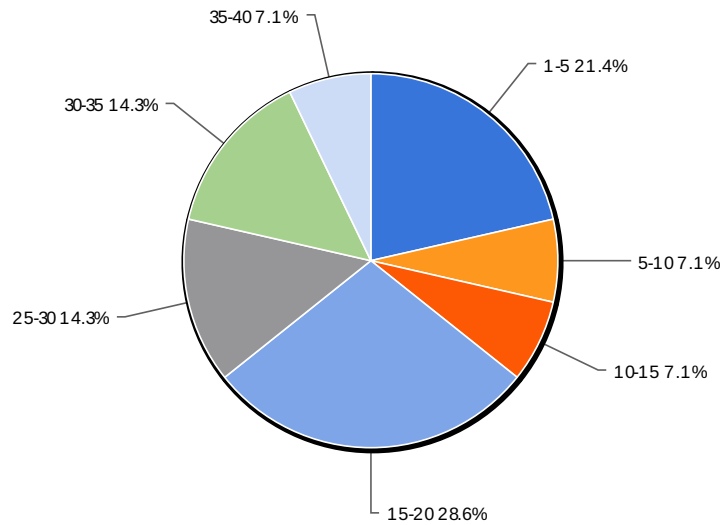


33. How many letters of reference from that specialty?

Value	Count	Percent %
1	5	38.5%
2	6	46.2%
3	1	7.7%
4	0	0.0%
5+	1	7.7%

Statistics	
Total Responses	13
Sum	25.0
Avg.	1.9
StdDev	1.1
Max	5.0

34. How many programs did you apply to in Canada?

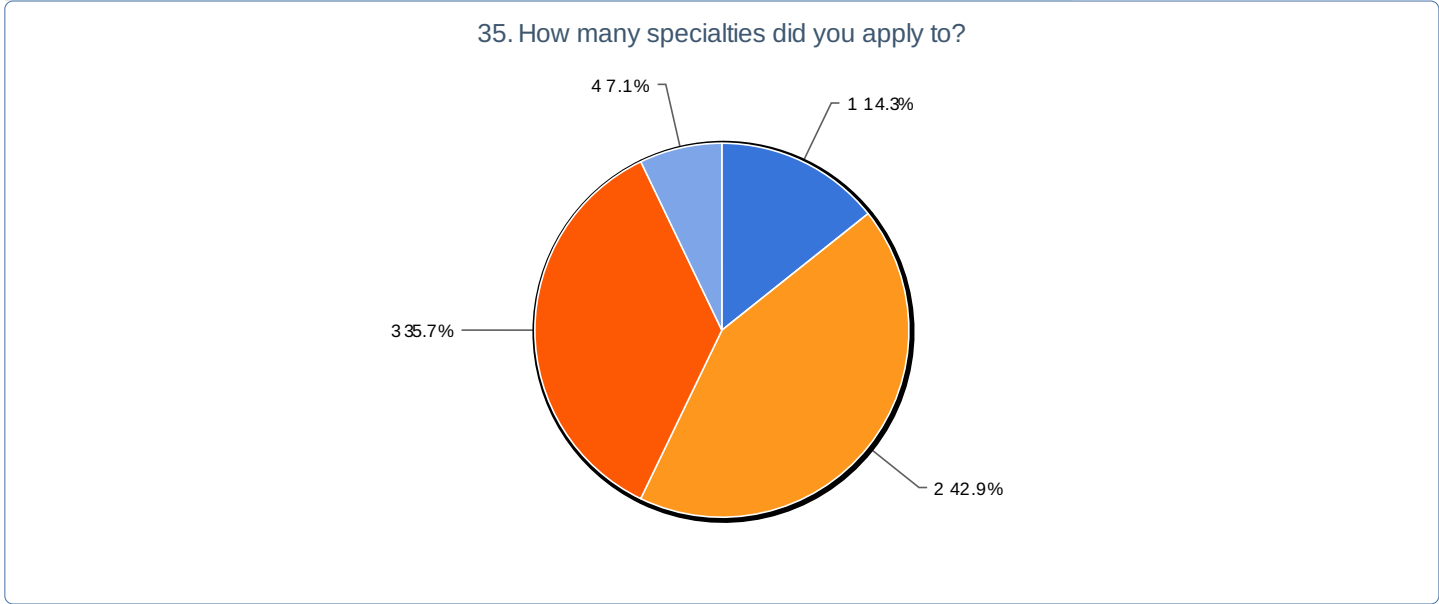


34. How many programs did you apply to in Canada?

Value	Count	Percent %
1-5	3	21.4%
5-10	1	7.1%
10-15	1	7.1%
15-20	4	28.6%
20-25	0	0.0%
25-30	2	14.3%

Statistics	
Total Responses	14
Sum	223.0
Avg.	15.9
StdDev	11.2
Max	35.0

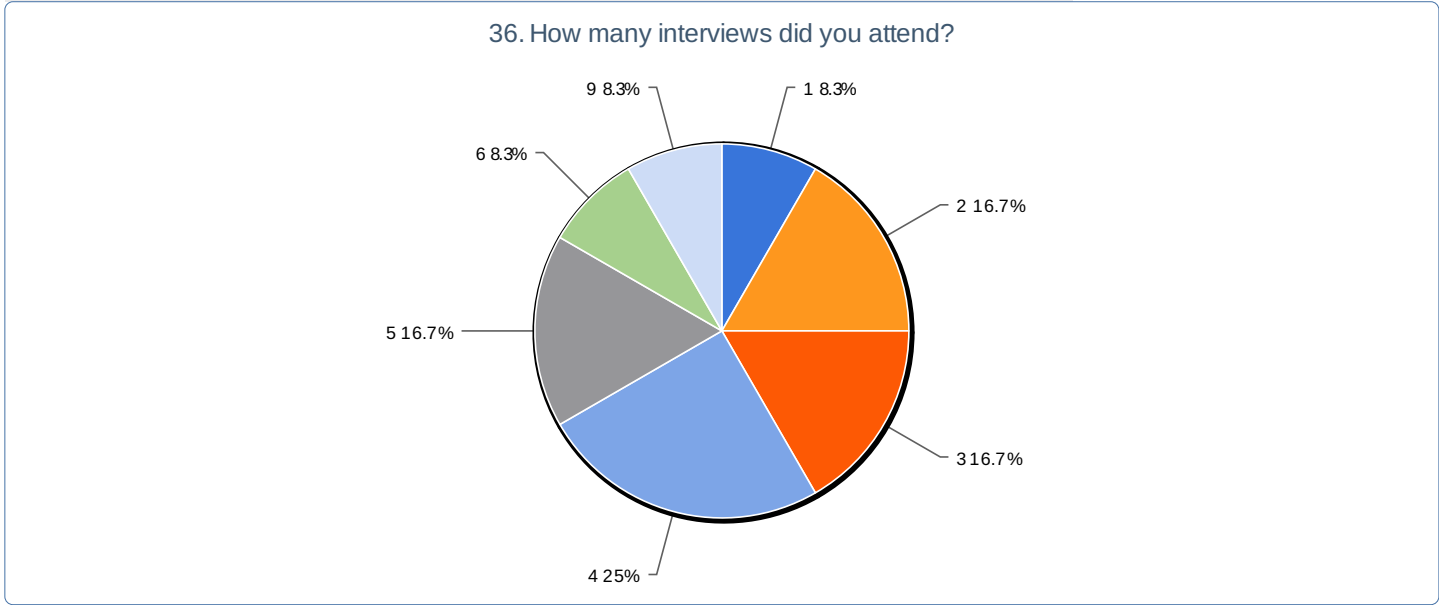
30-35	2	14.3%
35-40	1	7.1%
40+	0	0.0%



35. How many specialties did you apply to?

Value	Count	Percent %
1	2	14.3%
2	6	42.9%
3	5	35.7%
4	1	7.1%
5	0	0.0%
6	0	0.0%
7	0	0.0%
8	0	0.0%
9	0	0.0%
10+	0	0.0%

Statistics	
Total Responses	14
Sum	33.0
Avg.	2.4
StdDev	0.8
Max	4.0

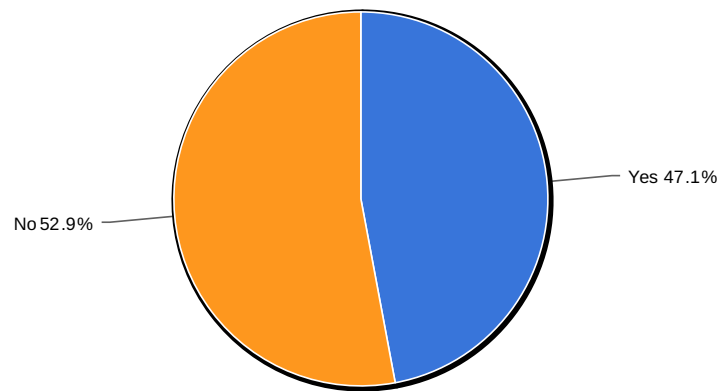


36. How many interviews did you attend?

Value	Count	Percent %
1	1	8.3%
2	2	16.7%
3	2	16.7%
4	3	25.0%
5	2	16.7%
6	1	8.3%
7	0	0.0%
8	0	0.0%
9	1	8.3%
10	0	0.0%
10+	0	0.0%

Statistics	
Total Responses	12
Sum	48.0
Avg.	4.0
StdDev	2.0
Max	9.0

37. Did you attend the Ontario family MMI?

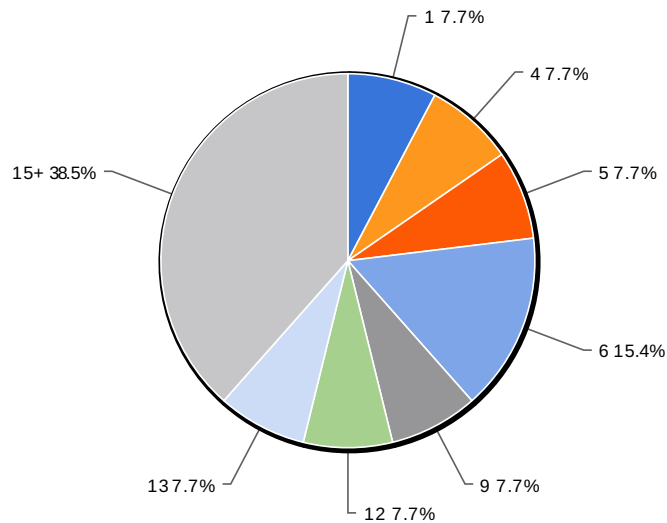


37. Did you attend the Ontario family MMI?

Value	Count	Percent %
Yes	8	47.1%
No	9	52.9%

Statistics	
Total Responses	17

38. how many programs did you rank?



38. how many programs did you rank?

Value	Count	Percent %
1	1	7.7%
2	0	0.0%
3	0	0.0%
4	1	7.7%
5	1	7.7%
6	2	15.4%
7	0	0.0%
8	0	0.0%
9	1	7.7%
10	0	0.0%
11	0	0.0%
12	1	7.7%
13	1	7.7%
14	0	0.0%
15	0	0.0%
15+	5	38.5%

Statistics	
Total Responses	13
Sum	131.0
Avg.	10.1
StdDev	4.9
Max	15.0

39. Comments or words of advice for future students about CaRMS?

Count	Response
1	Apply broadly
1	Do as many Canadian electives as possible, in various locations.
1	Write your exams early to give you enough time to complete all the necessary assessments.
1	Apply to anything you want, do not let no letters of reference from a specialty, no electives in a specialty etc deter you. For interviews prepare answers to questions using the CanMEDS criteria thing as a foundation. Be excited and prepare to learn ALOT about yourself during the interview tour. BOOM!
1	The exam scores tend to be the first filter for programs, try to score well on those to improve your chances of success. I have heard that NAC-OSCE scores are weighted more than MCCEE. Apply broadly to multiple programs. (I applied to Family Medicine in Ontario and went unmatched after graduating. I ended up doing research until the next carms cycle where I applied to many more programs... and matched!) Referee's that can comment strongly on your clinical skills in

the specialty of interest really help. If applying to Ontario - do mock interviews with Health Force Ontario. NEVER GIVE UP :)

1 1. Get started with applications early (October). The process of getting everything prepared (personal letters!) takes a long time. 2. Ask for reference letters at the end of your rotations (rather than when you need them for CaRMS) and see if your referee will keep the letter on file for you. You will get a stronger letter when your strengths are fresh in their minds and it will be easier to get all your letters submitted on time if they're already prepared. 3. Don't sell yourself short! USyd students did extremely well in the match this year and there's no reason why it won't be the same for upcoming years. We are competitive! If you're interested in an area of medicine and you don't think you have a shot at matching for whatever reason, apply anyway! You've got nothing to lose. Worked out for me...

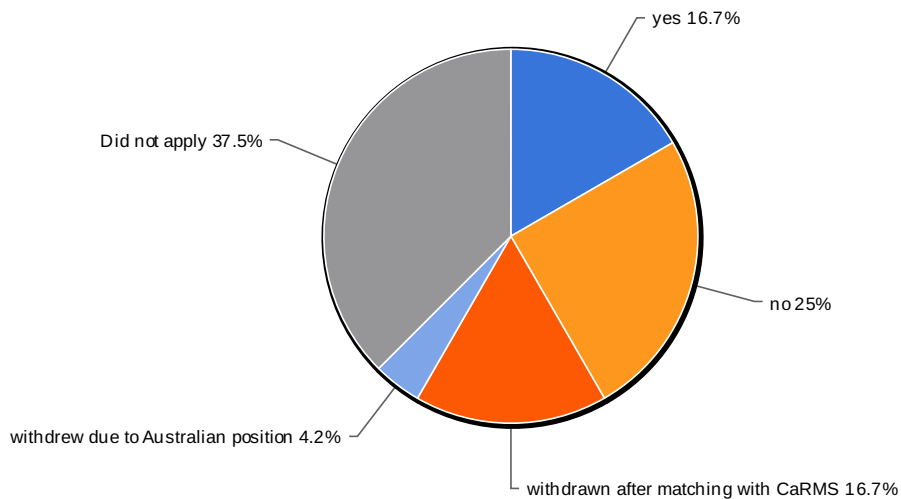
1 Be prepared to moving goal posts. Now that you can, write the EE in 3rd year and the NAC in 4th year

1 There is hope. I did all of the wrong things. I had limited experience in Canada (only two weeks), I didn't complete the USMLE steps, I did OK on the MCCEE but not amazing and I botched a few questions on the only interview I got. I still matched.

1 Clinical Traineeship is an alternative to those who don't match or are unable to match first year out in Canada. It is a license to practice under supervision. The experience is varied depending on where and with who your placement is, but possible to line up a paid position which is sweet. I'm happy to provide more info to those interested: rachelemcd@gmail.com

1 This is my second time trying CaRMS, and was working as an intern in Australia since graduation. I found that the NAC OSCE made a big difference to getting interviews

40. Did you match in the USA through NRMP?



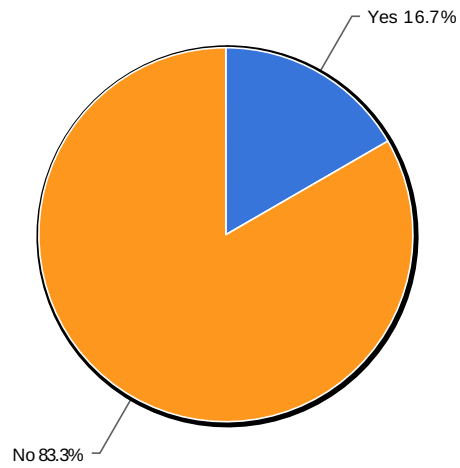
40. Did you match in the USA through NRMP?

Value	Count	Percent %
yes	4	16.7%
no	6	25.0%
declined offer	0	0.0%
withdrawn after matching with CaRMS	4	16.7%
withdrew due to Australian position	1	4.2%
Did not apply	9	37.5%

Statistics

Total Responses	24
-----------------	----

41. If you did not match in the first iteration, did you apply to SOAP?

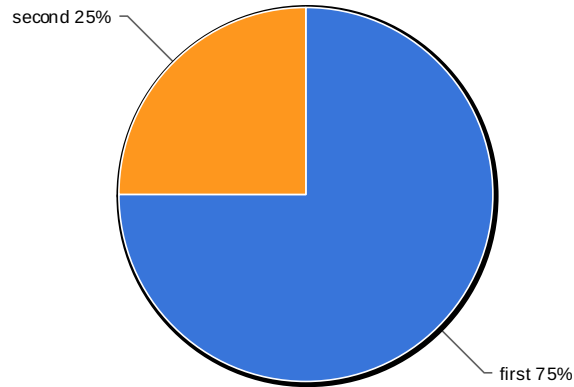


41. If you did not match in the first iteration, did you apply to SOAP?

Value	Count	Percent %
Yes	1	16.7%
No	5	83.3%

Statistics	
Total Responses	6

42. Which choice did you match into?

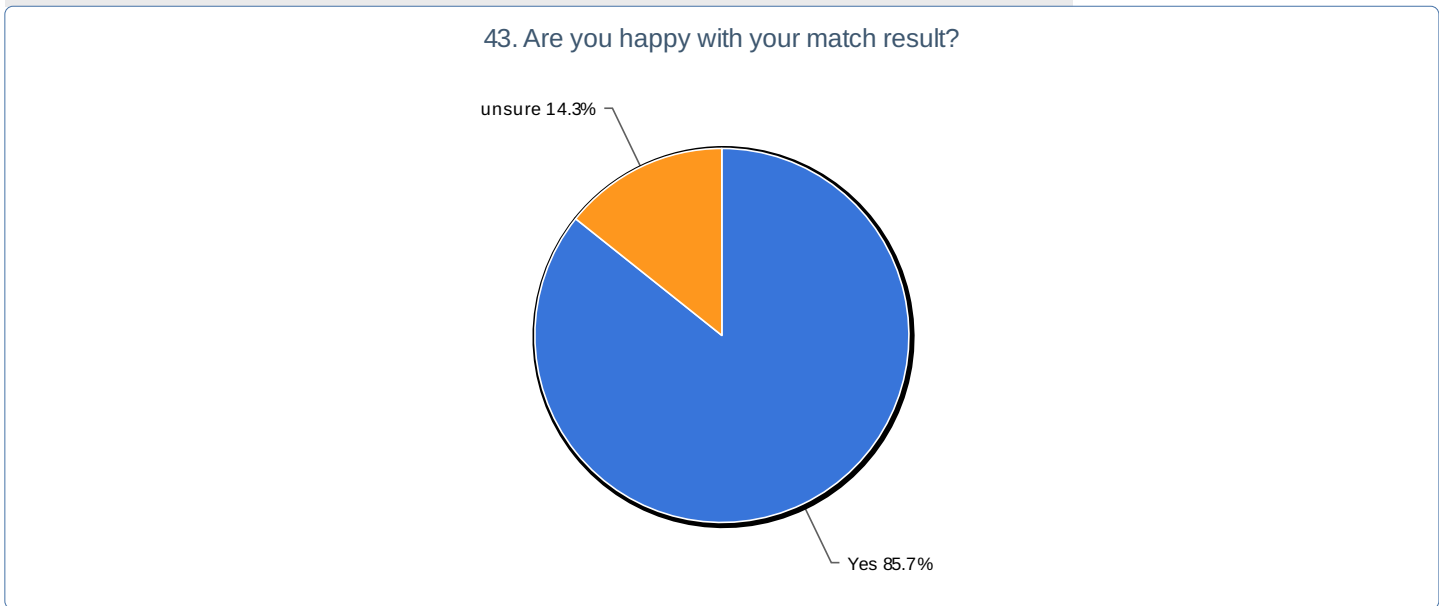


42. Which choice did you match into?

Value	Count	Percent %
first	3	75.0%
second	1	25.0%
third	0	0.0%
fourth	0	0.0%
fifth	0	0.0%
sixth	0	0.0%
seventh	0	0.0%
eighth	0	0.0%
ninth	0	0.0%

Statistics	
Total Responses	4

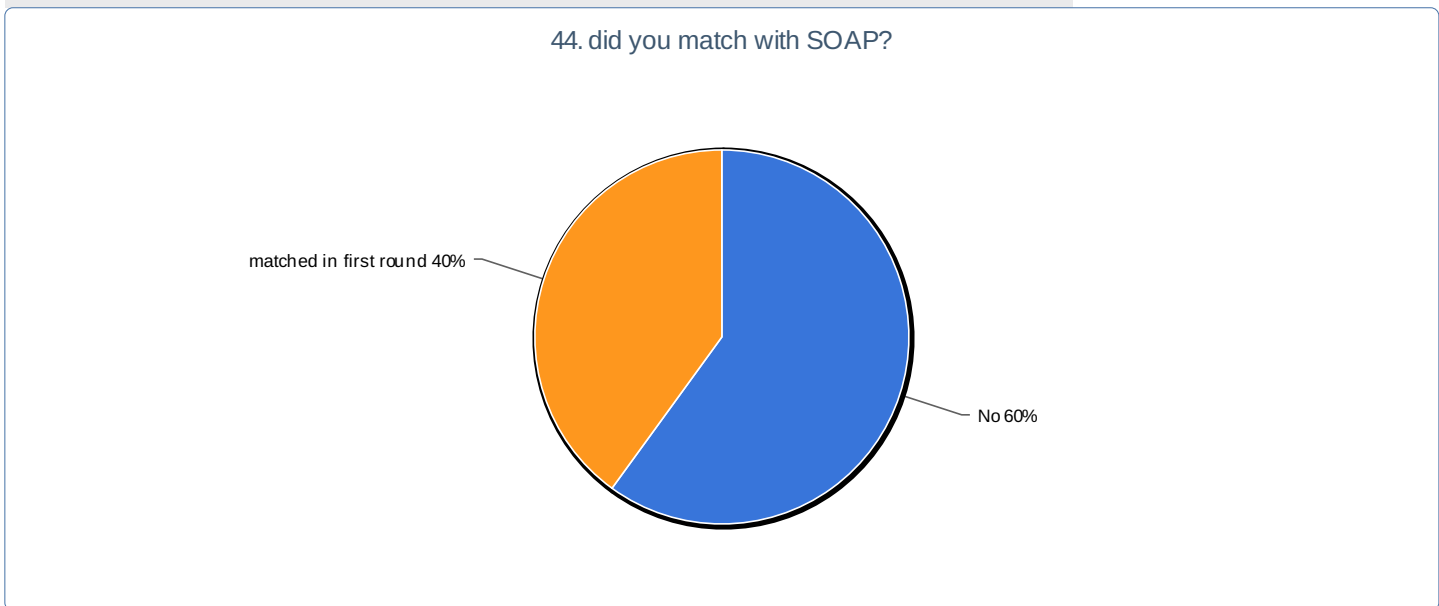
tenth	0	0.0%
eleventh	0	0.0%
twelfth	0	0.0%
thirteenth	0	0.0%
fourteenth	0	0.0%
fifteenth or higher	0	0.0%



43. Are you happy with your match result?

Value	Count	Percent %
Yes	6	85.7%
No	0	0.0%
unsure	1	14.3%

Statistics	
Total Responses	7



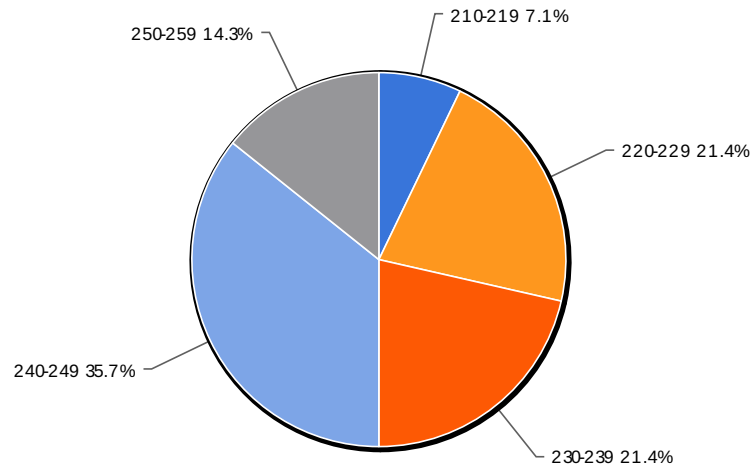
44. did you match with SOAP?

Value	Count	Percent %
Yes	0	0.0%

Statistics	
Total Responses	5

No	3	60.0%
matched in first round	2	40.0%

45. What was your USMLE Step 1 score range?

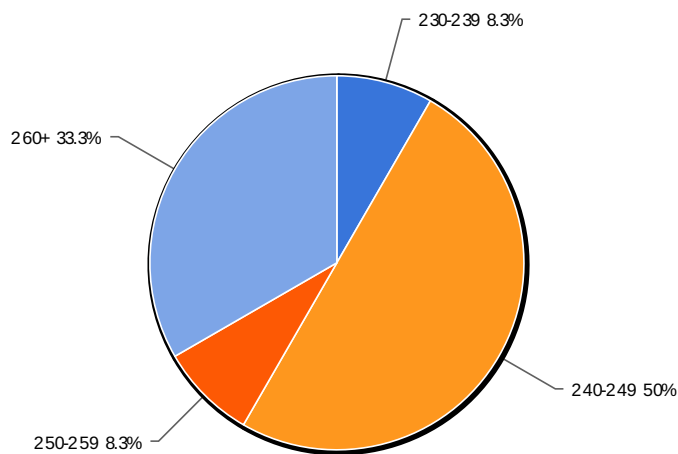


45. What was your USMLE Step 1 score range?

Value	Count	Percent %
did not write	0	0.0%
180-209	0	0.0%
210-219	1	7.1%
220-229	3	21.4%
230-239	3	21.4%
240-249	5	35.7%
250-259	2	14.3%
260+	0	0.0%

Statistics	
Total Responses	14
Sum	5,700.0
Avg.	407.1
StdDev	29.0
Max	450.0

46. What was your USMLE Step 2 CK score range?



46. What was your USMLE Step 2 CK score range?

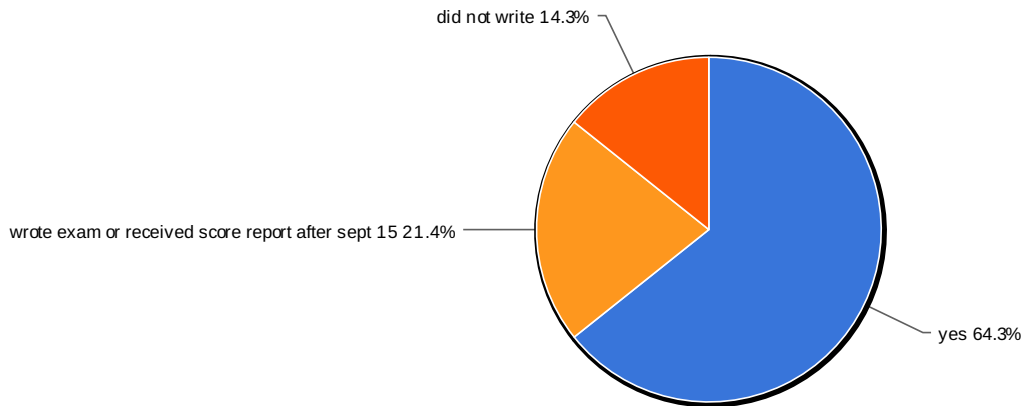
Value	Count	Percent %
-------	-------	-----------

Statistics	
------------	--

did not write	0	0.0%
180-209	0	0.0%
210-219	0	0.0%
220-229	0	0.0%
230-239	1	8.3%
240-249	6	50.0%
250-259	1	8.3%
260+	4	33.3%

Total Responses	12
Sum	5,300.0
Avg.	441.7
StdDev	25.7
Max	475.0

47. Did you complete USMLE Step 2 CS (received score) in time for application submission on Sept 15?

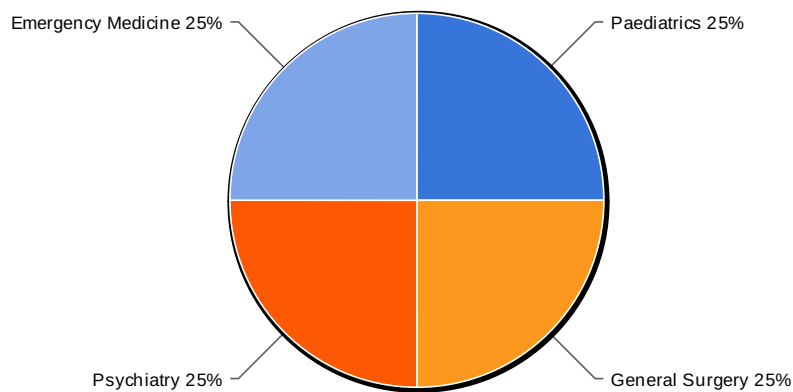


47. Did you complete USMLE Step 2 CS (received score) in time for application submission on Sept 15?

Value	Count	Percent %
yes	9	64.3%
wrote exam or received score report after sept 15	3	21.4%
did not write	2	14.3%

Statistics	
Total Responses	14

48. What speciality did you match into?

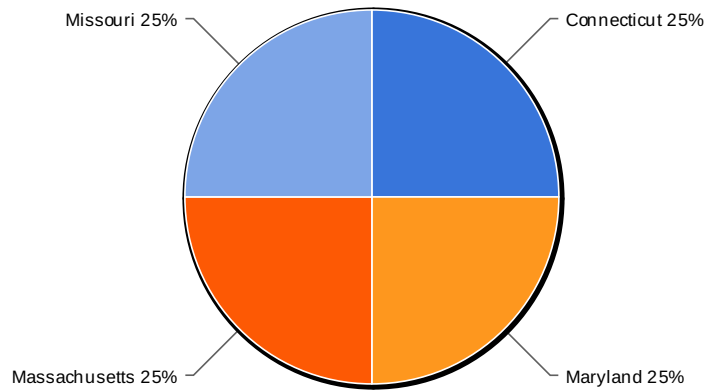


48. What speciality did you match into?

Value	Count	Percent %
Family medicine	0	0.0%
Internal Medicine	0	0.0%
Paediatrics	1	25.0%
General Surgery	1	25.0%
Orthopaedic Surgery	0	0.0%
Plastic Surgery	0	0.0%
Surgery Other	0	0.0%
Psychiatry	1	25.0%
Anesthesiology	0	0.0%
Emergency Medicine	1	25.0%
Pathology/pathology related specialty	0	0.0%
Radiology	0	0.0%
Obstetrics + gynaecology	0	0.0%
Physical and Rehabilitation Medicine	0	0.0%
Neurology	0	0.0%
Neurology - Paediatrics	0	0.0%
Ophthalmology	0	0.0%
Dermatology	0	0.0%
Urology	0	0.0%
Other	0	0.0%

Statistics	
Total Responses	4

49. What state is the program that you matched into?



49. What state is the program that you matched into?

Value	Count	Percent %
Alabama	0	0.0%
Alaska	0	0.0%
Arizona	0	0.0%
Arkansas	0	0.0%
California	0	0.0%
Colorado	0	0.0%
Connecticut	1	25.0%
Delaware	0	0.0%

Statistics	
Total Responses	4

District of Columbia	0	0.0%
Florida	0	0.0%
Georgia	0	0.0%
Hawaii	0	0.0%
Idaho	0	0.0%
Illinois	0	0.0%
Indiana	0	0.0%
Iowa	0	0.0%
Kansas	0	0.0%
Kentucky	0	0.0%
Louisiana	0	0.0%
Maine	0	0.0%
Maryland	1	25.0%
Massachusetts	1	25.0%
Michigan	0	0.0%
Minnesota	0	0.0%
Mississippi	0	0.0%
Missouri	1	25.0%
Montana	0	0.0%
Nebraska	0	0.0%
Nevada	0	0.0%
New Hampshire	0	0.0%
New Jersey	0	0.0%
New Mexico	0	0.0%
New York	0	0.0%
North Carolina	0	0.0%
North Dakota	0	0.0%
Ohio	0	0.0%
Oklahoma	0	0.0%
Oregon	0	0.0%
Pennsylvania	0	0.0%
Rhode Island	0	0.0%
South Carolina	0	0.0%
South Dakota	0	0.0%
Tennessee	0	0.0%
Texas	0	0.0%
Utah	0	0.0%
Vermont	0	0.0%
Virginia	0	0.0%
Washington	0	0.0%
West Virginia	0	0.0%
Wisconsin	0	0.0%
Wyoming	0	0.0%

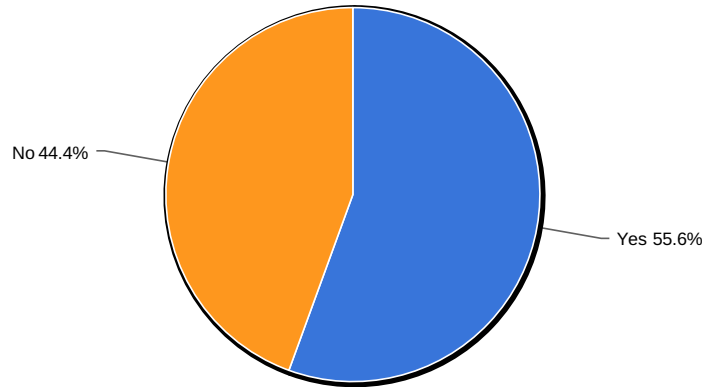
50. What university is your matched program affiliated with? (optional)

Count	Response
-------	----------

1 Harvard

1 Washington University in St. Louis

51. Did you do a rotation in your specialty in the USA?

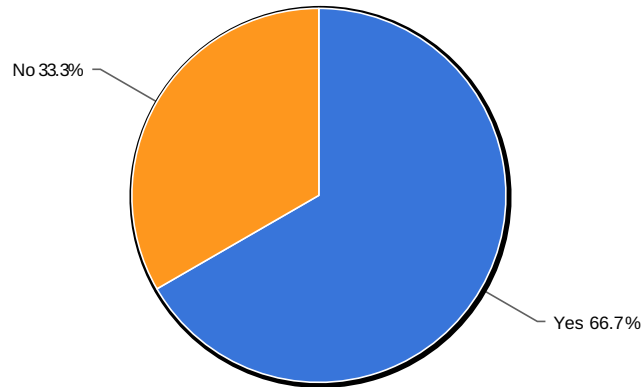


51. Did you do a rotation in your specialty in the USA?

Value	Count	Percent %
Yes	5	55.6%
No	4	44.4%

Statistics	
Total Responses	9

52. did you do a rotation in your specialty outside of the USA?

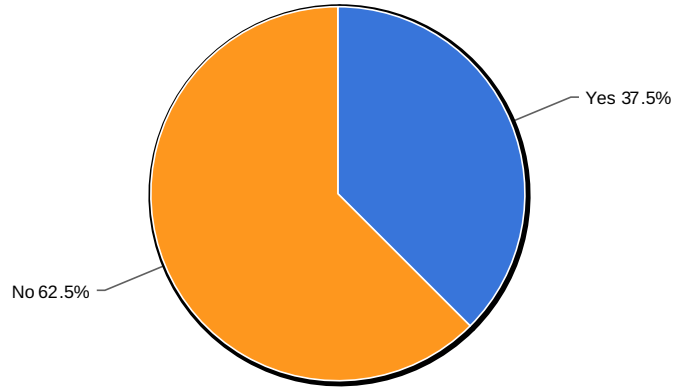


52. did you do a rotation in your specialty outside of the USA?

Value	Count	Percent %
Yes	6	66.7%
No	3	33.3%

Statistics	
Total Responses	9

53. Did you do a rotation with the program you matched into?

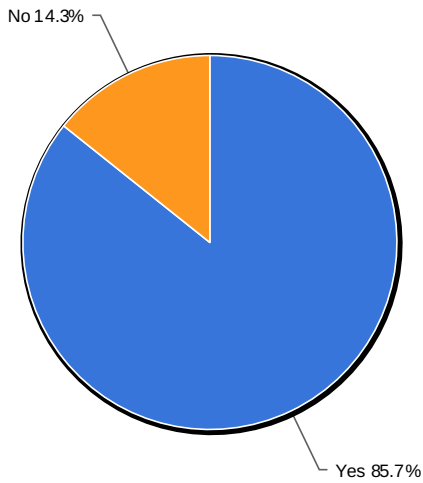


53. Did you do a rotation with the program you matched into?

Value	Count	Percent %
Yes	3	37.5%
No	5	62.5%

Statistics	
Total Responses	8

54. did you have reference letters from that specialty ?

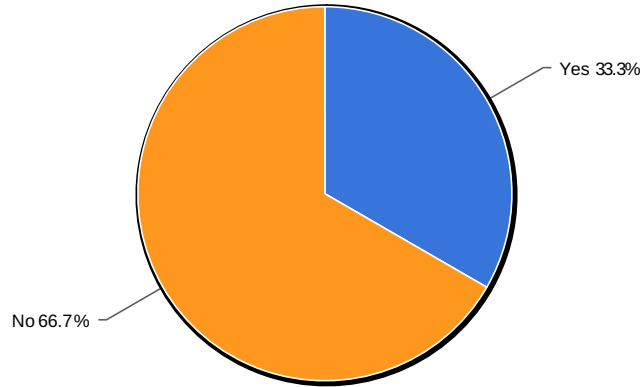


54. did you have reference letters from that specialty ?

Value	Count	Percent %
Yes	6	85.7%
No	1	14.3%

Statistics	
Total Responses	7

55. Did you have reference letters from that program ?

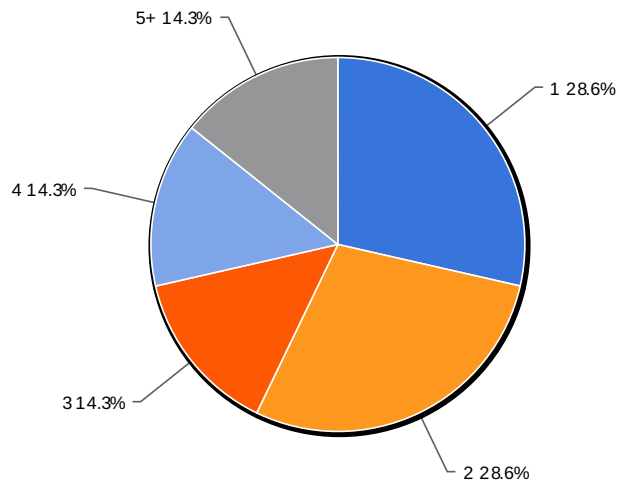


55. Did you have reference letters from that program ?

Value	Count	Percent %
Yes	2	33.3%
No	4	66.7%

Statistics	
Total Responses	6

56. How many letters of reference from that specialty?

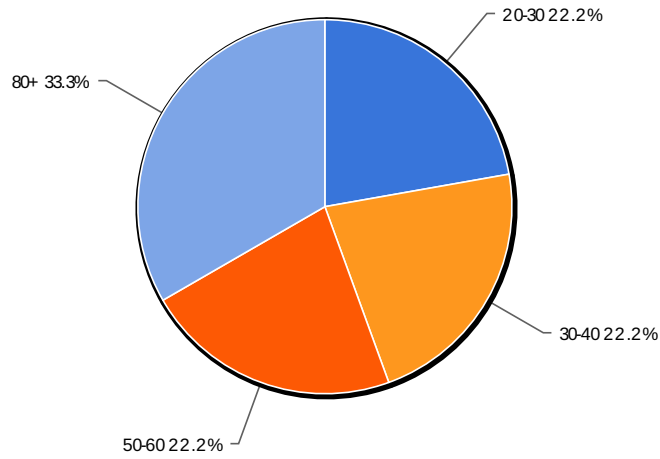


56. How many letters of reference from that specialty?

Value	Count	Percent %
1	2	28.6%
2	2	28.6%
3	1	14.3%
4	1	14.3%
5+	1	14.3%

Statistics	
Total Responses	7
Sum	18.0
Avg.	2.6
StdDev	1.4
Max	5.0

57. How many programs did you apply to in the USA?

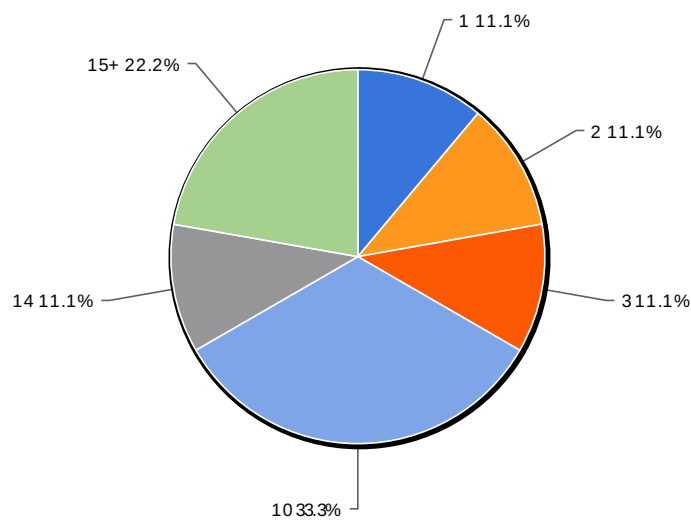


57. How many programs did you apply to in the USA?

Value	Count	Percent %
1-10	0	0.0%
10-20	0	0.0%
20-30	2	22.2%
30-40	2	22.2%
40-50	0	0.0%
50-60	2	22.2%
60-70	0	0.0%
70-80	0	0.0%
80+	3	33.3%

Statistics	
Total Responses	9
Sum	220.0
Avg.	24.4
StdDev	12.1
Max	40.0

58. How many interviews did you attend?



58. How many interviews did you attend?

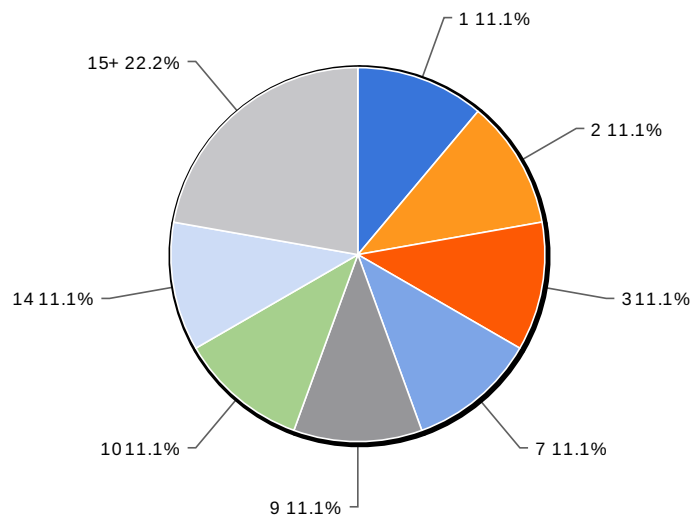
Value	Count	Percent %
1	1	11.1%
2	1	11.1%

Statistics	
Total Responses	9
Sum	80.0

3	1	11.1%
4	0	0.0%
5	0	0.0%
6	0	0.0%
7	0	0.0%
8	0	0.0%
9	0	0.0%
10	3	33.3%
11	0	0.0%
12	0	0.0%
13	0	0.0%
14	1	11.1%
15+	2	22.2%

Avg.	8.9
StdDev	5.3
Max	15.0

59. how many programs did you rank?



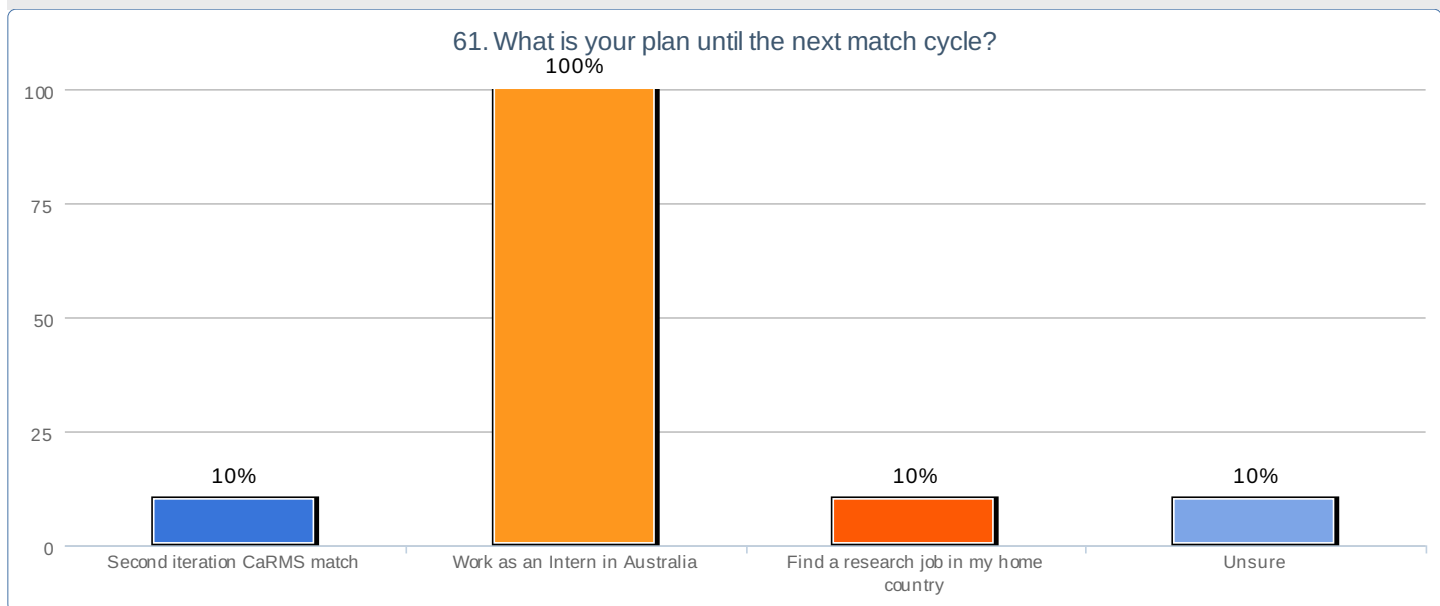
59. how many programs did you rank?

Value	Count	Percent %
1	1	11.1%
2	1	11.1%
3	1	11.1%
4	0	0.0%
5	0	0.0%
6	0	0.0%
7	1	11.1%
8	0	0.0%
9	1	11.1%
10	1	11.1%
11	0	0.0%
12	0	0.0%
13	0	0.0%
14	1	11.1%
15	0	0.0%
15+	2	22.2%

Statistics	
Total Responses	9
Sum	76.0
Avg.	8.4
StdDev	5.3
Max	15.0

60. Comments and words of advice for future students about ERAS/NRMP

Count	Response
1	Apply Broadly Aim to do your rotations in the program you wish to attend.
1	Take all of your exams early. Biggest hindrance in my application was the delay in my CS score.
1	Apply as early as possible, this will ensure the best opportunity to land as many interviews as possible. This being said, I think it is better to apply with a fully complete application a week or two after the date applications open then with an incomplete one right on time. Plan your interview tour so that you hit up interviews in similar regions in one go. This will save you lots of money. Put in breaks if you have lots of interviews to avoid burning out, even if this means hanging out in a hotel for a day or two. If you are in the northeast corridor, look into trains as a mode of transport.
1	Absolute best thing I did to help my chances of matching was undertaking electives and PRINT in the U.S. Loved the rotation I had for PRINT and ultimately matched with that program. I think PRINT in my desired specialty was essential since my LoR for Pediatrics fell through at the last minute. PRINT takes place right around the time interview offers are made so you can use it as a 4-week audition at a program. Future applicants: don't panic if a LoR in your specialty or from the U.S. falls through. Good quality letters from Australian doctors will be just as helpful. I only had 1 LoR from the US but solid letters from people in Australia. Also- don't underestimate the power of a good Step 2 CK score. Was happy with my Step 1 but like many, would have liked it a bit higher. I was able to somehow smash Step 2 and that is the score that I was asked about in every interview. Finally- submit your application as soon as ERAS opens on September 15. Even if you are waiting on LoR, scores, or your MSPE. Programs will be able to see transcripts and whatever scores are available- many will make interview offers based on that. Most interview spots are offered well before a program's application deadline.



61. What is your plan until the next match cycle?

Value	Count	Percent %
Second iteration CaRMS match	1	10.0%
Work as an Intern in Australia	10	100.0%
Work as an Intern in another country	0	0.0%
Find a research job in my home country	1	10.0%
Find a research job in Australia	0	0.0%
Find non-medical work in my home country	0	0.0%
Return to job held before medical school	0	0.0%
Go back to university for another degree (Eg. MSc, PhD, MPhil, MPH)	0	0.0%
Unpaid medical observership	0	0.0%
Volunteer work	0	0.0%

Statistics	
Total Responses	10

62. If you wish to be contacted by other students, please enter your preferred name and contact email YOU WILL NOT BE CONTACTED without submission of your contact info. Please enter contact Name and Email below

Count	Response
1	Alborz Hakimi - alborz.hakimi@gmail.com
1	Brad Marotta bmar5008@uni.sydney.edu.au brad_marotta7@hotmail.com
1	Dr lourtchenko Marina.iou@gmail.com
1	Gabrielle Salmers 905-244-0072 g.salmers@gmail.com
1	Haley Cochrane - Haley.cochrane@gmail.com
1	Marissa marslam87@hotmail.com
1	Melissa Chan chan_melissa@hotmail.com
1	Nkumar@ualberta.ca
1	Priyanka Dixit pdixit85@gmail.com
2	Rachel McDonald rachelemcd@gmail.com
1	Shan Siddiqi shan564@gmail.com
1	Uma- usiv87@gmail.com
1	Vikram Gill vsgill@gmail.com
1	Amy Swerdfeger amy.swerdfeger@gmail.com also on facebook NRMP match in Pediatrics at Sinai Hospital in Baltimore (first choice specialty)

63. Comments or concerns

Count	Response
1	Heti - Nepean was my 2nd choice, i got the offer in late November.
1	Thanks Hales!!!
1	Consider Clinical Traineeship. I was able to land a supervisor who allocated funding so that I can be paid this year and therefore my placement has become the closest thing to internship BC has to offer. BC screwed us over this year and I am determined to make a residency happen there for me next year!